



# PATRIOTS VS. BILLS

## SERIES HISTORY

The Patriots and Bills will meet for the 102nd time, with New England holding a 60-40-1 edge following a 38-30 victory in the first meeting of the 2010 season on Sept. 26 at Gillette Stadium.

The Patriots, who have won 14 straight games against Buffalo, have not lost a game to the Bills since a 31-0 loss on opening day of the 2003 season (9/7/03). The 14-game win streak is tied for the third longest winning streak over a single opponent in NFL history.



The series between the AFC East rivals began in 1960. The Patriots' 60 wins over the Bills are their highest victory total over any opponent, nine more than they own over the New York Jets (51). New England has won 14 straight games in the series and has won 19 of its last 21 games against Buffalo dating back to the 2000 season.

The Patriots are 28-21-1 all-time in Buffalo, including 21-15 at Ralph Wilson Stadium. The Patriots beat the

Bills last season with a come-from-behind 25-24 win on opening night at Gillette Stadium (9/14/9) and then won the re-match at Ralph Wilson Stadium (12/20/09), 17-10. The Patriots will attempt to sweep Buffalo for the 20<sup>th</sup> time and the seventh straight year.

The teams have had many memorable matchups over the years, including a five-game span from 1999 to 2001 where four of the five contests were decided in overtime.

## SERIES TRENDS

|  |                           |
|--|---------------------------|
| <b>Home Record</b> .....               | <b>32-19</b>              |
| Record in Foxborough .....             | 26-14                     |
| Foxboro Stadium .....                  | 17-14                     |
| Gillette Stadium .....                 | 9-0                       |
| Record in Boston .....                 | 6-5                       |
| <b>Away Record</b> .....               | <b>28-21-1</b>            |
| War Memorial Stadium .....             | 7-6-1                     |
| Ralph Wilson/Rich Stadium .....        | 21-15                     |
| Largest Margin of Victory .....        | 46 points (2007)          |
| Largest Margin of Defeat .....         | 35 points (1970)          |
| Longest Win Streak .....               | 14 games (current streak) |
| Bill Belichick vs. Buffalo Bills ..... | 19-3 (19-2 with N.E)      |

## PATRIOTS – BILLS QUICK HITS

- New England has won 14 straight games against Buffalo, their longest series winning streak against an opponent.
- The Patriots are 21-15 all-time at Ralph Wilson Stadium, including wins in their last six trips to Buffalo.
- Bill Belichick is 9-1 at Buffalo as head coach of the Patriots.
- The Patriots are 7-2 at Buffalo in the month of December and 8-1 at Buffalo when the temperature is below 40 degrees.
- The Patriots have defeated the Bills 19 times in the last 21 games between the teams dating back to 2000.
- The Patriots have won ten straight games against Buffalo at home, including a perfect 9-0 record at Gillette Stadium.
- The Patriots have recorded 60 wins over the Bills, the most by the Patriots against any one opponent.

## DIVISIONAL DOMINANCE

The New England Patriots own a 46-14 (.767) record in regular season AFC East games since the beginning of the 2001 season, compiling the best intra-division record of any team in the NFL over the last nine seasons. The Patriots are 3-1 so far in 2010 against the AFC east.

### NFL'S TOP DIVISIONAL RECORDS SINCE 2001

| Team                        | W         | L         | T        | Pct.        |
|-----------------------------|-----------|-----------|----------|-------------|
| <b>New England Patriots</b> | <b>46</b> | <b>14</b> | <b>0</b> | <b>.754</b> |
| Indianapolis Colts          | 44        | 17        | 0        | .721        |
| Pittsburgh Steelers         | 45        | 18        | 0        | .714        |
| Green Bay Packers           | 41        | 20        | 0        | .672        |

### AFC EAST DIVISIONAL RECORDS SINCE 2001

| Team               | W         | L         | T        | Pct.        | Div. Titles | Years                  |
|--------------------|-----------|-----------|----------|-------------|-------------|------------------------|
| <b>New England</b> | <b>46</b> | <b>14</b> | <b>0</b> | <b>.767</b> | <b>7</b>    | <b>2001, 03-07, 09</b> |
| New York Jets      | 30        | 31        | 0        | .492        | 1           | 2002                   |
| Miami              | 26        | 35        | 0        | .426        | 1           | 2008                   |
| Buffalo            | 20        | 40        | 0        | .323        | 0           | ---                    |

**NOTES:** The Indianapolis Colts were members of the AFC East in 2001 and compiled a 3-5 divisional record that season. In 2002, the Patriots and Jets both finished with a 9-7 overall record and a 4-2 divisional record, but the Jets claimed the division title by virtue of having a better record against common opponents. In 2008, the Patriots and Dolphins both finished with an 11-5 overall record and a 4-2 divisional record.

## SERIES SUCCESS

The Patriots extended their win streak to 14 games over Buffalo with a 38-30 win on Sept. 26, 2010. The 14-game win streak over a single opponent is tied for the third longest streak in NFL history.

### PATRIOTS LONGEST SERIES WINNING STREAKS

| Win Strk  | Date Opponent        | Date Begun      | Date Ended    |
|-----------|----------------------|-----------------|---------------|
| <b>14</b> | <b>Buffalo Bills</b> | <b>12/27/03</b> | <b>Active</b> |
| 11        | Buffalo Bills        | 01/02/83        | 12/20/87      |
| 10        | San Diego Chargers   | 12/02/73        | 10/14/01      |
| 7         | New York Jets        | 09/21/03        | 11/12/06      |
| 7         | Indianapolis Colts   | 10/20/96        | 12/12/99      |

### LONGEST CURRENT NFL SERIES WINNING STREAKS

| Team               | Opponent       | Win Streak | Last Loss       |
|--------------------|----------------|------------|-----------------|
| <b>New England</b> | <b>Buffalo</b> | <b>14</b>  | <b>09/07/03</b> |
| Buffalo            | Cincinnati     | 10         | 01/08/89        |
| Denver             | Cleveland      | 9          | 10/08/90        |

### LONGEST NFL SERIES WINNING STREAKS

| Team               | Opponent       | Win Streak               |
|--------------------|----------------|--------------------------|
| Miami              | Buffalo        | 20 (1970-79)             |
| San Francisco      | Rams           | 17 (1990-98)             |
| <b>New England</b> | <b>Buffalo</b> | <b>14 (2003-current)</b> |
| Miami              | Colts          | 14 (1980-87)             |
| San Diego          | Oakland        | 13 (2003-10)             |
| Dallas             | Cardinals      | 13 (1990-96)             |

## PATRIOTS 38, BUFFALO 30

September 26, 2010 \* Gillette Stadium

|                             | 1 | 2  | 3  | 4 | Final       |
|-----------------------------|---|----|----|---|-------------|
| <b>Buffalo Bills</b>        | 3 | 13 | 7  | 7 | — <b>30</b> |
| <b>New England Patriots</b> | 7 | 10 | 14 | 7 | — <b>38</b> |

QB Tom Brady threw three touchdown passes as the Patriots beat Buffalo, 38-30, to extend their streak to 14 straight wins over the Bills. Buffalo managed 30 points, but Bills QB Ryan Fitzpatrick was intercepted twice in the fourth quarter. Early in the final period with the Patriots holding a 31-23 lead, Fitzpatrick led Buffalo to the New England 20-yard line where his pass was intercepted by S Patrick Chung in the end zone. The Patriots converted the turnover into a touchdown to take a 38-23 lead. After a touchdown pass from Fitzpatrick closed the gap to 38-30, Buffalo got the ball back with 3:04 remaining, but Fitzpatrick was intercepted by S Brandon Meriweather on a pass deep down the sideline. New England ran out the clock to preserve the win. RB BenJarvus Green-Ellis gained 98 yards on 16 carries to help the Patriots chalk up 200 yards rushing. Brady finished 21-of-27 for 252 yards with the three touchdown passes. Buffalo scored on four of their five first half possessions, while New England scored two touchdowns and a field goal to go in front 17-16 at halftime.



# PATRIOTS VS. BILLS

## TALE OF THE TAPE

| 2010 Regular Season      | New England | Buffalo    |
|--------------------------|-------------|------------|
| Record                   | 12-2        | 4-10       |
| Divisional Standings     | 1st         | 4th        |
| Total Yards Gained       | 4,970       | 4,347      |
| Total Offense (Rank)     | 355.0 (9)   | 310.5 (24) |
| Rush Offense             | 112.5 (15)  | 111.3 (17) |
| Pass Offense             | 242.5 (10)  | 199.2 (25) |
| Points Per Game          | 31.9 (1)    | 19.5 (23)  |
| Total Yards Allowed      | 5,245       | 5,050      |
| Total Defense            | 374.6 (28)  | 360.7 (23) |
| Rush Defense             | 111.4 (15)  | 158.6 (32) |
| Pass Defense             | 263.3 (30t) | 202.1 (7)  |
| Points Allowed/Game      | 21.6 (17)   | 25.2 (25)  |
| Possession Avg.          | 28:15       | 27:55      |
| Sacks Allowed/Yards Lost | 24/166      | 28/201     |
| Sacks Made/Yards         | 28/171      | 25/165     |
| Passing TD/Int (off.)    | 31/5        | 24/14      |
| Passing TD/Int (def.)    | 24/21       | 23/10      |
| Total Touchdowns         | 56          | 33         |
| Penalties Against/Yards  | 72/654      | 73/578     |
| Punts/Avg.               | 51/43.2     | 67/42.0    |
| Field Goals Made/Att.    | 19/22       | 15/20      |
| Takeaway/Giveaway Ratio  | +20 (1)     | -5 (21t)   |

## PASSING PERFORMANCES

Tom Brady has led the Patriots to 16 regular season victories over the Bills, recording his highest regular season victory total over any opponent. Brady has compiled 12 consecutive victories over the Bills, marking his longest regular-season winning streak over any opponent. Additionally, Brady has thrown for more touchdowns (36) against Buffalo than any other opponent.

### Tom Brady vs. Buffalo (16-1)

| DATE                 | H/A | A          | C          | YDS         | %           | TD        | I         | RT           | W/L   | SCORE       |
|----------------------|-----|------------|------------|-------------|-------------|-----------|-----------|--------------|-------|-------------|
| 11/11/01             | H   | 21         | 15         | 107         | .714        | 1         | 1         | 78.9         | W     | 21-11       |
| 12/16/01             | A   | 35         | 19         | 237         | .543        | 0         | 1         | 63.6         | W(ot) | 12-9        |
| 11/03/02             | A   | 26         | 22         | 265         | .846        | 3         | 0         | 147.6        | W     | 38-7        |
| 12/08/02             | H   | 27         | 15         | 183         | .556        | 2         | 0         | 101.3        | W     | 27-17       |
| 09/07/03             | A   | 28         | 14         | 123         | .500        | 0         | 4         | 22.4         | L     | 0-31        |
| 12/27/03             | H   | 32         | 21         | 204         | .656        | 4         | 0         | 122.9        | W     | 31-0        |
| 10/03/04             | A   | 30         | 17         | 298         | .567        | 2         | 0         | 112.9        | W     | 31-17       |
| 11/14/04             | H   | 35         | 19         | 233         | .543        | 2         | 1         | 82.2         | W     | 29-6        |
| 10/30/05             | H   | 21         | 14         | 199         | .667        | 1         | 0         | 113.9        | W     | 21-16       |
| 12/11/05             | A   | 38         | 29         | 329         | .763        | 2         | 2         | 97.4         | W     | 35-7        |
| 09/10/06             | H   | 23         | 11         | 163         | .478        | 2         | 1         | 82.3         | W     | 19-17       |
| 10/22/06             | A   | 27         | 18         | 195         | .667        | 2         | 0         | 112.4        | W     | 28-6        |
| 09/23/07             | H   | 29         | 23         | 311         | .793        | 4         | 0         | 150.9        | W     | 38-7        |
| 11/18/07             | A   | 39         | 31         | 373         | .795        | 5         | 0         | 146.1        | W     | 56-10       |
| 09/14/09             | H   | 53         | 39         | 378         | .736        | 2         | 1         | 97.8         | W     | 25-24       |
| 12/20/09             | A   | 23         | 11         | 115         | .478        | 1         | 1         | 59.1         | W     | 17-10       |
| 09/26/10             | H   | 27         | 21         | 252         | .778        | 3         | 0         | 142.6        | W     | 38-30       |
| <b>Career Totals</b> |     | <b>514</b> | <b>339</b> | <b>3965</b> | <b>.660</b> | <b>36</b> | <b>12</b> | <b>102.8</b> |       | <b>16-1</b> |

## BRADY AGAINST THE AFC EAST

As a starter against the AFC East, Tom Brady owns a 42-11 (.792) record. He is 16-1 against Buffalo, 13-4 against the New York Jets, 11-6 against Miami and was 2-0 against Indianapolis when they were in the AFC East (2001 season).

## CONNECTIONS

### NEW ENGLAND TIES

- Buffalo Bills **QB Ryan Fitzpatrick** played his college football at Harvard from 2001-04.

### FORMER TEAMMATES

- New England Patriots **RB Sammy Morris** and Buffalo Bills **Defensive Coordinator George Edwards** were both members of the Miami Dolphins for the 2005-06 seasons.
- Patriots **RB Fred Taylor** and Bills **DE Marcus Stroud** spent seven seasons together on the Jacksonville Jaguars, from 2001-07.

## CONNECTIONS (continued)

### FORMER BILLS

- New England Patriots **RB Sammy Morris** was drafted by the Bills with the 156<sup>th</sup> pick in the 2000 NF Draft.

### FORMER PATRIOTS

- Buffalo Bills **Defensive Quality Control Coach Adrian White** spent his final year as a player in the NFL with the Patriots in 1993.
- Buffalo **LB Pierre Woods** spent his first four seasons (2006-09) and part of a fifth (2010) as a member of the New England Patriots.

### FORMER COLLEGE TEAMMATES

- New England Patriots **OL Rich Ohrnberger** and Buffalo Bills **LB Aaron Maybin** were teammates at Penn State from 2006-08.
- Patriots backup **QB Brian Hoyer** and Bills **FB Jehuu Caulcrick** played together at Michigan State from 2005-07.
- Patriots **LB Gary Guyton** and Bills **OL Cordaro Howard** were teammates at Georgia Tech from 2005-06.
- Bills **Head Coach Chan Gailey** was the head coach at Georgia Tech from 2002-07, and Guyton and Howard played for him during their time with the Yellow Jackets.
- New England **S Patrick Chung** and Buffalo **S Jairus Byrd** were four-year teammates at Oregon from 2005-08. The two were also drafted just eight picks apart in the 2009 NFL Draft, with Chung going to the Patriots with the 34<sup>th</sup> overall pick and Byrd to the Bills at No. 42.
- Patriots **OL Matt Light** and Bills **LB Akin Ayodele** were college teammates at Purdue from 1999-2000. Ayodele was also a member of the Jacksonville Jaguars with Patriots **RB Fred Taylor** and **LB Tracy White**.
- Patriots **DL Myron Pryor** and Bills **WR Steve Johnson** were teammates at Kentucky from 2006-07.

## NFL'S TOP DECEMBER RECORD SINCE 2001

The Patriots have an NFL-best 36-5 record in the month of December since the 2001 season, including a 4-0 record in 2010.

| Rk | Team                 | Record |
|----|----------------------|--------|
| 1  | New England Patriots | 36-5   |
| 2  | Philadelphia Eagles  | 32-10  |
| 3  | Pittsburgh Steelers  | 30-13  |
| 4  | San Diego Chargers   | 28-16  |
| 5  | Indianapolis Colts   | 28-15  |

## TOUGH AT HOME

The Patriots own an overall record of 66-13 (.835) at Gillette Stadium. Since their state-of-the-art facility opened at the beginning of the 2002 season, the Patriots own the NFL's best record at home.

### BEST HOME RECORDS SINCE 2002

| Team         | W  | L  | T | Pct. |
|--------------|----|----|---|------|
| New England  | 66 | 13 | 0 | .835 |
| Indianapolis | 62 | 17 | 0 | .785 |
| Baltimore    | 52 | 21 | 0 | .712 |
| Pittsburgh   | 54 | 22 | 1 | .708 |
| Philadelphia | 52 | 25 | 0 | .675 |
| San Diego    | 52 | 25 | 0 | .675 |
| Seattle      | 50 | 26 | 0 | .658 |
| Minnesota    | 48 | 26 | 0 | .649 |



# LAST WEEK: PATRIOTS-PACKERS

## **PATRIOTS 31, GREEN BAY 27**

December 19, 2010 ★ Gillette Stadium

|                             | 1 | 2  | 3 | 4  | Final     |
|-----------------------------|---|----|---|----|-----------|
| <b>Green Bay Packers</b>    | 3 | 14 | 7 | 3  | <b>27</b> |
| <b>New England Patriots</b> | 7 | 7  | 7 | 10 | <b>31</b> |

The New England Patriots increased their winning streak to six straight wins with a 31-27 victory over the Green Bay Packers on Sunday Night Football to improve to a 12-2 record.

QB Tom Brady threw two touchdown passes and G Dan Connolly set an NFL record with the longest kickoff return by an offensive lineman with a 71-yard return at the end of the first half to set up a touchdown.

The Patriots defense had their hands full with Packers backup quarterback Matt Flynn, who filled in for an injured Aaron Rodgers. Flynn finished 24-of-37 passes for 251 yards and three touchdown passes.

With 1:05 left in the game, Green Bay had a 1st-and-10 situation from the Patriots' 24-yard line trailing, 31-27. The Patriots defense then came up with two sacks on the game's final four plays to put the game away. Rookie LB Dane Fletcher sacked Flynn for an 8-yard loss on first down. Two plays later, LB Tully Banta-Cain sacked Flynn for a 2-yard loss on fourth-down, the final play of the game.

The game got off to an inauspicious start for the Patriots. Green Bay recovered an onside kick on the opening kick of the game to set up a field goal. The Patriots responded with a 73-yard drive that ended in a 33-yard touchdown run by RB BenJarvus Green-Ellis to take a 7-3 first quarter lead.

Green Bay took a 17-7 lead in the second quarter on a 66-yard touchdown pass from Flynn to WR James Jones and a 1-yard touchdown pass from Flynn to Greg Jennings.

In an effort to avoid kicking to Brandon Tate, the Packers tried a squib kick on the ensuing kickoff. Connolly picked up the ball and ran 71 yards to the Green Bay 4-yard line. Three plays later, Brady connected with TE Aaron Hernandez on a 2-yard touchdown to close the Green Bay lead to 17-14 at the break.

CB Kyle Arrington picked off a Flynn pass on the first series in the third quarter and returned the interception 36 yards for a touchdown to give the Patriots a 21-17 lead. The lead was short lived with Green Bay responding with a 13-play, 69-yard drive that ended with a 6-yard touchdown pass from Flynn to RB John Kuhn to reclaim the lead at 24-21 heading into the fourth quarter.

After both teams exchanged field goals in the fourth quarter for a 27-24 Green Bay lead, the Patriots took a 31-27 lead with Brady's second touchdown pass of the day to Hernandez on a 10-yard scoring pass with 7:14 to play.

### **DAN CONNOLLY HAS THE LONGEST KICKOFF RETURN EVER BY AN OFFENSIVE LINEMAN**

Dan Connolly returned a kickoff 71 yards to the 4-yard line in the second quarter. According to Elias Sports Bureau, it is the longest kickoff return by an offensive lineman in NFL history. The run by Connolly topped the 48-yard touchdown return by Atlanta's Mal Snyder in 1969. The previous longest kickoff return for a Patriots offensive lineman was a 27-yard return by G Stephen Neal on Nov. 30, 2008 vs. Pittsburgh. Connolly's previous best was a 16-yard return vs. Miami on Nov. 8, 2009. Connolly's return set up a 2-yard touchdown pass from Tom Brady to Aaron Hernandez that cut the Packers' lead to 17-14.

### **GREEN-ELLIS HAS LONGEST RUN OF HIS CAREER**

BenJarvus Green-Ellis' 33-yard touchdown run in the first quarter was the longest run of his career. His previous best was a 29-yard run vs. Tennessee (10/18/09). His previous longest touchdown run was a 15-yard touchdown run at Detroit (11/25/10).

## **PATRIOTS HAVE NOW DEFEATED EVERY NFL TEAM AT GILLETTE STADIUM**

With the Patriots' win over the Packers, New England has now defeated all 31 other NFL teams at Gillette Stadium since the venue opened in 2002. In their only previous visit to Gillette Stadium, on Oct. 13, 2002, the Packers defeated the Patriots, 28-10.

## **BRADY SETS NFL RECORD WITH AT LEAST TWO TOUCHDOWNS AND NO INTERCEPTIONS IN SEVENTH STRAIGHT GAME**

Quarterback Tom Brady has set an NFL record by throwing at least two touchdowns without an interception in each of his past seven games. Brady passed Don Meredith's previous record of six straight games with two or more touchdowns and no interceptions (1965-66).

## **KYLE ARRINGTON SCORES ON A 36-YARD INTERCEPTION RETURN**

Kyle Arrington registered his first NFL interception and returned it 36 yards for a touchdown in the third quarter. Arrington's interception return was his second touchdown of 2010. He scored when he returned a blocked field goal 35 yards for a touchdown at Miami on Oct. 4.

## **TWO SACKS IN TWO GAMES FOR MOORE**

DL Eric Moore was credited with a 6-yard sack in the first quarter. Last week at Chicago, Moore made his Patriots debut and forced a fumble on a 10-yard sack in the third quarter.

## **BRADY REACHES 30 TOUCHDOWNS FOR SECOND TIME IN HIS CAREER**

Brady reached 30 touchdown passes for the year on a 2-yard touchdown pass to TE Aaron Hernandez in the second quarter. Brady now has two 30-touchdown seasons. He set an NFL record with 50 touchdown passes in 2007. He is one of just 12 NFL players since the 1970 merger to have at least two 30-touchdown seasons. The only other Patriot quarterback to have a 30-touchdown season was Vito (Babe) Parilli in 1964 with 31 touchdown passes.

## **ROOKIE TIGHT ENDS MAKE AN IMPACT**

Rob Gronkowski leads all rookie tight ends with seven touchdown catches, while Aaron Hernandez ranks second with six after catching a 2-yard touchdown pass from Tom Brady against Green Bay in the second quarter and a 10-yard touchdown pass in the fourth quarter. Hernandez and Gronkowski are the first pair of rookie tight end teammates with at least five touchdown receptions in the same season in NFL history.

## **HERNANDEZ HAS HIS SECOND TWO-TD GAME**

Hernandez recorded his second two-touchdown game with a 2-yard touchdown pass from Brady in the second quarter and a 10-yard touchdown pass from Brady in the fourth quarter. He also had a two-touchdown game at Cleveland on Nov. 7.

## **BRADY TALLIES 31<sup>ST</sup> CAREER COMEBACK**

Brady engineered his 31st career game-winning performance to lead his team to a victory from a fourth quarter deficit. The Patriots trailed Green Bay 27-21 following Mason Crosby's 19-yard field goal with 13:49 left in the game. From there, Brady completed five of six passes for 82 yards and a touchdown in leading the Patriots on a field goal drive and a touchdown drive that produced a 31-27 New England lead with 7:14 remaining in the game. From there, the Patriots defense kept the Packers off of the scoreboard to preserve the 31-27 victory.

## **MCCOURTY RECORDS FIRST NFL SACK**

Devin McCourty recorded his first career sack, bringing down Matt Flynn for a 4-yard loss on first down in the fourth quarter, starting off a defensive series in which the Patriots forced a key three-and-out while trailing 27-24.



# INSIDE THE NUMBERS

## BY THE NUMBERS

2

The number of kickoff returns that WR Brandon Tate has returned for a touchdown in 2010 after he returned a 97-yard kickoff for a touchdown vs. Cincinnati (9/12) and a 103-yard kickoff for a touchdown at Miami (10/4). Tate is the first Patriots' player to return two kicks for a touchdown in a season since Kevin Faulk returned two for a touchdown in 2002. The Patriots' record for most returns in a single season is three by Raymond Clayborn in 1977.

2

The number of blocked kicks recorded by S Patrick Chung in 2010 after he blocked a punt and a field goal in the Patriots win at Miami (10/4). He is the first NFL player to block a field goal and a punt in the same game since CB Ramon Walker of Houston blocked a field goal and a punt vs. New England on Nov. 23, 2003.

4

The number of interceptions that the Patriots have returned for a touchdown in 2010 after LB Gary Guyton returned an interception 59 yards for a score vs. Cincinnati (9/12), S Patrick Chung returned an int. 51 yards for a score at Miami (10/4), S James Sanders returned an int. 32 yards for a touchdown at Pittsburgh (11/14), and CB Kyle Arrington returned an int. 36 yards for score vs. Green Bay (12/19).

6

The number of interceptions by CB Devin McCourty in 2010. It is the second most interceptions by a rookie in Patriots history to Mike Haynes (8) in 1976.

7

The number of touchdown receptions by rookie TE Rob Gronkowski in 2010, a record for most touchdown catches by a rookie tight end in Patriots history. The only other rookie tight ends in NFL history to have more touchdowns were Mike Ditka (12) and Junior Miller (9).

12

The number of rushing touchdowns in 2010 by BenJarvus Green-Ellis, establishing a career high. His previous best was the five he had as a rookie in 2008. He is the first Patriots player with 10-plus rushing touchdowns since Corey Dillon had 13 in 2006.

31.9

The number of points the Patriots are averaging in 2010, the highest in the NFL. The Patriots are on pace to finish with 510 points, which would be second in team history to the 589 scored in 2007.

71

The number of yards Dan Connolly gained on a second quarter kickoff return vs. Green Bay (12/19). It is the longest kickoff return by an offensive lineman in NFL history.

77

The number of consecutive regular-season games that Welker has caught at least one pass. He has caught at least one pass in all 63 games as a member of the Patriots, including three postseason games.

## JEROD MAYO BY THE NUMBERS

181

The number of total tackles by LB Jerod Mayo. He is on pace to finish the season with 207 tackles. That number would be the highest since LB Steve Nelson had 207 tackles in 1984.

## TOM BRADY NUMBERS

6

The number of times that Brady has finished a season with 25 or more touchdowns. He is the sixth QB in NFL history to have 25 or more touchdown passes in at least six different seasons.

8

The number of times Tom Brady has passed for 3,000 or more yards in a season, a franchise record for most 3,000-yard seasons. He currently has 3,561 passing yards in 2010.

## TOM BRADY NUMBERS (continued)

17

The number of times Tom Brady has earned AFC Offensive Player of the Week honors. He earned the award in back-to-back weeks in 2010: at Detroit (11/25) and vs. NY Jets (12/6).

27

The number of consecutive regular season starts that Tom Brady has won at Gillette Stadium, setting an NFL record for most consecutive home wins by a starting quarterback in the regular-season.

31

The number of touchdown passes thrown by Brady in 2010 to tie for the NFL lead. He became just the 12<sup>th</sup> player since the 1970 merger to have at least two 30 touchdown seasons. He had 50 in 2007.

34

The number of regular season 300-yard passing games by Tom Brady, a team record. Brady's seven 300-yard games in 2009 moved him past Drew Bledsoe (26) for the team record.

80

The number of times that Brady has thrown two or more touchdowns in a game. The Patriots are 68-12 when he throws for two or more touchdowns.

109

The number of wins that Brady has as a starting quarterback. He reached the 100-win milestone in the fewest number of starts (131) among all quarterbacks in the modern era.

## THE KRAFT ERA

3

The number of Super Bowl championships the Patriots have won since Robert Kraft purchased the team in 1994. That mark is the highest total in the NFL over that span. Only Denver (2; 1997 and 1998) and Pittsburgh (2; 2005 and 2008) have won multiple Super Bowl titles since 1994.

5

The number of conference championships the Patriots have won since Robert Kraft purchased the team in 1994. That mark is the highest total in the NFL over that span. Pittsburgh is second with three conference titles since 1994.

12

The number of playoff seasons earned by the Patriots in the 17 seasons since Robert Kraft purchased the team.

17

The number of playoff games the Patriots have won since Robert Kraft purchased the team in 1994. That mark is the highest total in the NFL over that span. Pittsburgh ranks second with 15 playoff wins over that span.

25

The number of playoff games the Patriots have appeared in since 1994. The mark is the highest in the NFL, ahead of the 23 games played by Pittsburgh.

179

The number of consecutive home games the Patriots have sold out, a streak that includes every preseason, regular season and playoff game since the 1994 regular season opener.

## THE BELICHICK ERA

4

Bill Belichick is one of just four coaches to win three championships since the Super Bowl era began. Belichick joins three members of the Pro Football Hall of Fame in the exclusive club (Chuck Noll 4, Joe Gibbs 3 and Bill Walsh 3). Belichick is the only coach to win three Super Bowls in the post-1993 salary cap era and the only one to ever win three in four years.


175

Bill Belichick has 175 career victory as a head coach, including playoff games. Belichick passed Mike Holmgren to move into sole possession of 10<sup>th</sup> place in all-time coaching victories.



# ROBERT KRAFT NEWS & NOTES

Since Robert Kraft purchased the team in 1994, the Patriots have experienced one of the most dramatic turnarounds in the history of sports. In 17 seasons of ownership, Kraft has transformed one of the league's least successful clubs into what many observers view as a model NFL franchise. In the five seasons immediately preceding his purchase (1989-93), the Patriots were a moribund team, winning just 19 of 80 games (.311 pct.) and recording the worst record in the NFL over that span. When he bought the franchise on Jan. 21, 1994, Kraft announced his intention to bring a championship to New England, a tall order considering the team's previous success rate. But under Kraft's leadership, the Patriots have won nine division titles, five conference crowns and three Super Bowl championships. The Patriots have made five Super Bowl appearances since Kraft purchased the team, a period during which no other NFL franchise has earned more than three berths.



|                     | <b>Pre-Kraft<br/>1960-93</b> | <b>1989-93</b> | <b>Kraft Era<br/>1994-10</b> |
|---------------------|------------------------------|----------------|------------------------------|
| Overall Record      | 225-276-9                    | 19-61          | 195-100                      |
| Winning Pct.        | .450                         | .311           | .661                         |
| Super Bowl Titles   | 0                            | 0              | 3                            |
| Conference Titles   | 1                            | 0              | 5                            |
| Division Titles     | 3                            | 0              | 9                            |
| Playoff Seasons     | 6                            | 0              | 12                           |
| Playoff Record      | 4-6                          | --             | 17-8                         |
| Home Playoff Games  | 1                            | 0              | 12                           |
| Home Playoff Record | 0-1                          | --             | 11-1                         |

## A CHAMPIONSHIP TRADITION

The Patriots, the Los Angeles Lakers and the San Antonio Spurs are the only teams from the four major professional sports leagues to have won at least three titles since 2001.

### MULTIPLE LEAGUE CHAMPIONSHIPS SINCE 2001

| Team                        | League     | Titles   |
|-----------------------------|------------|----------|
| Los Angeles Lakers          | NBA        | 4        |
| <b>New England Patriots</b> | <b>NFL</b> | <b>3</b> |
| San Antonio Spurs           | NBA        | 3        |

### CHAMPIONSHIP GAME/SERIES APPEARANCES SINCE 1994

| Team                        | League     | Appearances |
|-----------------------------|------------|-------------|
| New York Yankees            | MLB        | 7           |
| Los Angeles Lakers          | NBA        | 7           |
| Detroit Red Wings           | NHL        | 6           |
| <b>New England Patriots</b> | <b>NFL</b> | <b>5</b>    |
| San Antonio Spurs           | NBA        | 4           |
| New Jersey Devils           | NHL        | 4           |

## SELLOUT STREAK

In the early 1990s, the Patriots seemed destined for relocation until Robert Kraft's purchase of the team rejuvenated local interest. In 1991, the season ticket base was just 17,635, barely enough to support the club. Now, the season-ticket base stands at a capped total of 61,759 and more than 50,000 fans are on a waiting list. The Patriots have sold out 179 consecutive home games (dating back to the 1994 regular-season opener).

## SUCCESS STORY

Since Robert Kraft purchased the team in 1994, the Patriots have been one of the NFL's elite franchises. In the 17 seasons of Kraft's ownership, the Patriots own the NFL's highest winning percentage and have won more Super Bowl titles, more conference championships, more playoff games and more regular-season games than any other NFL team. The Patriots have now won nine or more games in 14 of the 17 seasons that Robert Kraft has owned the team.

## SINCE ROBERT KRAFT PURCHASED THE TEAM IN 1994...

### TOTAL VICTORIES SINCE 1994 (Incl. Postseason)

|                             |            |
|-----------------------------|------------|
| <b>New England Patriots</b> | <b>195</b> |
| Pittsburgh Steelers         | 185        |
| Green Bay Packers           | 179        |
| Indianapolis Colts          | 179        |
| Philadelphia Eagles         | 165        |
| Denver Broncos              | 164        |

### WINNING PERCENTAGE SINCE 1994 (Incl. Postseason)

| Team                        | W          | L          | T        | Pct.        |
|-----------------------------|------------|------------|----------|-------------|
| <b>New England Patriots</b> | <b>195</b> | <b>100</b> | <b>0</b> | <b>.661</b> |
| Pittsburgh Steelers         | 185        | 107        | 1        | .633        |
| Green Bay Packers           | 179        | 112        | 0        | .615        |
| Indianapolis Colts          | 179        | 113        | 0        | .613        |
| Denver Broncos              | 164        | 119        | 0        | .580        |
| Philadelphia Eagles         | 165        | 124        | 2        | .570        |
| Minnesota Vikings           | 156        | 129        | 0        | .547        |

### SUPER BOWL CHAMPIONSHIPS SINCE 1994

|                             |          |
|-----------------------------|----------|
| <b>New England Patriots</b> | <b>3</b> |
| Pittsburgh Steelers         | 2        |
| Denver Broncos              | 2        |
| 9 Teams                     | 1        |

### CONFERENCE CHAMPIONSHIPS SINCE 1994

|                             |          |
|-----------------------------|----------|
| <b>New England Patriots</b> | <b>5</b> |
| Pittsburgh Steelers         | 3        |
| Denver Broncos              | 2        |
| Green Bay Packers           | 2        |
| St. Louis Rams              | 2        |
| Indianapolis Colts          | 2        |
| New York Giants             | 2        |
| 14 Teams                    | 1        |

### PLAYOFF VICTORIES SINCE 1994

|                             |           |
|-----------------------------|-----------|
| <b>New England Patriots</b> | <b>17</b> |
| Pittsburgh Steelers         | 15        |
| Green Bay Packers           | 11        |
| Philadelphia Eagles         | 11        |
| Indianapolis Colts          | 11        |

### PLAYOFF GAMES PLAYED SINCE 1994

|                             |           |
|-----------------------------|-----------|
| <b>New England Patriots</b> | <b>25</b> |
| Pittsburgh Steelers         | 23        |
| Indianapolis Colts          | 22        |
| Green Bay Packers           | 21        |
| Philadelphia Eagles         | 21        |
| Denver Broncos              | 13        |
| San Francisco 49ers         | 13        |

### PLAYOFF SEASONS SINCE 1994

|                             |           |
|-----------------------------|-----------|
| <b>New England Patriots</b> | <b>12</b> |
| Indianapolis Colts          | 12        |
| Green Bay Packers           | 11        |
| Philadelphia Eagles         | 10        |
| Pittsburgh Steelers         | 10        |
| Dallas Cowboys              | 9         |

### PLAYOFF WINNING PERCENTAGE SINCE 1994

| Team                        | W         | L        | Pct.        |
|-----------------------------|-----------|----------|-------------|
| New Orleans Saints          | 5         | 2        | .714        |
| <b>New England Patriots</b> | <b>17</b> | <b>8</b> | <b>.680</b> |
| Pittsburgh Steelers         | 15        | 8        | .652        |
| Arizona Cardinals           | 5         | 3        | .625        |
| Baltimore Ravens            | 8         | 5        | .615        |
| Denver Broncos              | 8         | 5        | .615        |
| Carolina Panthers           | 6         | 4        | .600        |

## ANNUAL ACHIEVEMENTS


The Patriots have won more than half of their games 10 straight years. They are the first team to win more than half of their games in 10 straight seasons since free agency began in 1993. The Patriots are the fourth team to win more than half of their games in 10 straight seasons since the 1970 AFL-NFL merger, joining the 49ers (16 straight from 1983-1998), the Cowboys (16 straight from 1970-85) and the Raiders (11 straight from 1970-80).



# BILL BELICHICK NEWS & NOTES

## THE HEAD COACH

**Overall Record:** 175-99 (.639)  
**Regular Season:** 160-94 (.630)  
**Postseason:** 15-5 (.750)  
**With Patriots overall:** 138-54 (.719)  
**Overall since 2001:** 133-43 (.756)  
**Super Bowl Titles:** 5 (86, 90, 01, 03, 04)  
**Conf. Titles:** 7 (86, 90, 96, 01, 03, 04, 07)  
**Division Titles:** 14 (75, 78, 86, 89, 90, 96, 98, 01, 03, 04, 05, 06, 07, 09)



Bill Belichick is the only head coach in NFL history to win three Super Bowl titles in a four-year span. He spent 20 years as an assistant coach in the NFL and this is his 16th season as a head coach. According to the Elias Sports Bureau, he is the only man in NFL history to serve 20 or more seasons as an assistant coach and at least 15 seasons as a head coach. Over a 100-game span from 2003-08, Belichick directed the team to an 82-18 record, marking the best 100-game span for any team in NFL history. In the 2007 season, Belichick led the Patriots to the fourth undefeated and untied regular season in the NFL's 90-year history and the first since the NFL established a 16-game schedule in 1978. Belichick's Patriots teams own the all-time NFL records for consecutive total victories (21 from 2003-04), and established the record for consecutive regular-season victories (21 from 2006-08) and consecutive playoff victories (10 from 2001-05). Belichick has spent more seasons in the league than any other current NFL head coach, and in that time has been a part of five Super Bowl championship teams.

## BELICHICK LEADS TEAM TO 10<sup>TH</sup> STRAIGHT WINNING RECORD

Bill Belichick has led the Patriots to a winning record for 10 consecutive seasons (2001-2010). The only other NFL coach to have at least 10 consecutive winning seasons with one team since the 1970 merger was Tom Landry, who led the Dallas Cowboys to 16 consecutive winning seasons (1970-1985).

## BELICHICK MOVES INTO TOP TEN

Bill Belichick passed Mike Holmgren to move into sole possession of 10<sup>th</sup> place in all-time coaching victories with 175 career wins.

### MOST WINS NFL COACHES

| Head Coach                | Team(s)           | Years of service | Record          |
|---------------------------|-------------------|------------------|-----------------|
| 1. Don Shula              | BAL, MIA          | 33               | 347-173-6       |
| 2. George Halas           | Chicago           | 40               | 324-151-31      |
| 3. Tom Landry             | Dallas            | 29               | 270-178-6       |
| 4. Curly Lambeau          | GB, Cards, WAS    | 33               | 229-134-22      |
| 5. Chuck Noll             | Pittsburgh        | 23               | 209-156-1       |
| 6. Marty Schottenheimer   | CLE, KC, WAS, SD  | 21               | 205-139-1       |
| 7. Dan Reeves             | DEN, NYG, ATL     | 23               | 201-174-2       |
| 8. Chuck Knox             | LAR, BUF, SEA     | 22               | 193-158-1       |
| 9. Bill Parcells          | NYG, NE, NYJ, DAL | 19               | 183-138-1       |
| <b>10. Bill Belichick</b> | <b>CLE, NE</b>    | <b>16</b>        | <b>175-99-0</b> |
| 11. Mike Holmgren         | GB, SEA           | 17               | 174-122-0       |
| 12. Joe Gibbs             | Washington        | 16               | 171-101-0       |
| 13. Paul Brown            | CLE, CIN          | 21               | 170-108-6       |

## ELITE COMPANY

Belichick is one of nine NFL head coaches to win three or more championships since the league began postseason play in 1933, but the only one to win 3 in 4 years. With the Patriots' victory in Super Bowl XXXIX, Belichick joined an exclusive club in which each of the eight other members has been enshrined in the Pro Football Hall of Fame.

### HEAD COACHES WITH THREE OR MORE NFL TITLES (Listed alphabetically)

| Head Coach            | Championship Team(s)                                   |
|-----------------------|--|
| <b>Bill Belichick</b> | <b>New England Patriots (SB XXXVI, XXXVIII, XXXIX)</b> |
| Paul Brown            | Cleveland Browns (1950, 54, 55)                        |
| Weeb Ewbank           | Baltimore Colts, New York Jets (1958, 59 SB III)       |
| Joe Gibbs             | Washington Redskins (SB XVII, XXII, XXVI)              |
| George Halas          | Chicago Bears (1921, 33, 40, 41, 46, 63)               |
| Curly Lambeau         | Green Bay Packers (1929, 30, 31, 36, 39, 44)           |
| Vince Lombardi        | Green Bay Packers (1961, 62, 65, SB I, II)             |
| Chuck Noll            | Pittsburgh Steelers (Super Bowl IX, X, XIII, XIV)      |
| Bill Walsh            | San Francisco 49ers (Super Bowl XVI, XIX, XXXIII)      |

## BELICHICK'S PATRIOTS RENAISSANCE

Any successful project requires a sound plan and once head coach Bill Belichick implemented his design on the Patriots, his approach has given him the best record of any NFL head coach who has coached over 40 games since 2001 (including the postseason).

### NFL COACHES' RECORDS SINCE 2001

| Coach                 | Team      | W          | L         | T        | Pct.        |
|-----------------------|-----------|------------|-----------|----------|-------------|
| <b>Bill Belichick</b> | <b>NE</b> | <b>133</b> | <b>43</b> | <b>0</b> | <b>.756</b> |
| Tony Dungy            | TB/IND    | 101        | 41        | 0        | .711        |
| Bill Cowher           | PIT       | 70         | 35        | 1        | .665        |

## AMONG THE GREATS

Coach Belichick has recorded 175 career wins and is one of 15 coaches in NFL history to win 160 or more games. Belichick owns a career winning percentage of .639, which is third all-time, behind George Halas (.682) and Don Shula (.666).

### TOP WINNING PERCENTAGE AMONG HEAD COACHES WITH AT LEAST 160 WINS (INCL. POSTSEASON)

| Head Coach            | Team(s)       | Years                        | W          | L         | T        | Pct.        |
|-----------------------|---------------|------------------------------|------------|-----------|----------|-------------|
| George Halas          | CHI           | 1920-29, 33-41, 46-55, 58-67 | 324        | 151       | 31       | .682        |
| Don Shula             | BAL/MIA       | 1963-95                      | 347        | 173       | 6        | .666        |
| <b>Bill Belichick</b> | <b>CLE/NE</b> | <b>1991-95, 00-10</b>        | <b>174</b> | <b>99</b> | <b>0</b> | <b>.639</b> |
| Curly Lambeau         | GB/CHI/WAS    | 1921-53                      | 229        | 134       | 22       | .630        |
| Joe Gibbs             | WAS           | 1981-92, 04-07               | 171        | 101       | 0        | .629        |

NOTE: Winning percentage calculated using current NFL rules, counting a tie as a half-win, half-loss.

## SUPER SUCCESS

Bill Belichick is one of just four head coaches to win three Super Bowl championships. Belichick is the only coach to win three Super Bowls in the post-1993 salary cap era.

### MOST SUPER BOWL VICTORIES

| Head Coach            | Team      | Titles   | Seasons                 |
|-----------------------|-----------|----------|-------------------------|
| Chuck Noll            | PIT       | 4        | 1974, 1975, 1978, 1979  |
| <b>Bill Belichick</b> | <b>NE</b> | <b>3</b> | <b>2001, 2003, 2004</b> |
| Joe Gibbs             | WAS       | 3        | 1982, 1987, 1991        |
| Bill Walsh            | SF        | 3        | 1981, 1984, 1988        |

NOTE: Sorted by most recent championship. Super Bowls have determined NFL champion since 1966.

## PLAYOFF SUCCESS

Coach Belichick has won 15 career playoff games, a total that is the fifth-highest by a head coach in NFL history.

### MOST PLAYOFF WINS BY AN NFL HEAD COACH

| Coach                 | Team(s)                                       | Wins      |
|-----------------------|---|-----------|
| Tom Landry            | Dallas Cowboys                                | 20        |
| Don Shula             | Baltimore Colts, Miami Dolphins               | 19        |
| Joe Gibbs             | Washington Redskins                           | 17        |
| Chuck Noll            | Pittsburgh Steelers                           | 16        |
| <b>Bill Belichick</b> | <b>Cleveland Browns, New England Patriots</b> | <b>15</b> |

## POSTSEASON PROWESS

Bill Belichick is the second winningest head coach in NFL playoff history based on winning percentage, trailing only the legendary Vince Lombardi, whose name is emblazoned on the Super Bowl trophy.

### BEST POSTSEASON RECORDS IN NFL HISTORY

| Head Coach            | Team(s)       | W         | L        | Pct.        |
|-----------------------|---------------|-----------|----------|-------------|
| Vince Lombardi        | GB/WAS        | 9         | 1        | .900        |
| <b>Bill Belichick</b> | <b>CLE/NE</b> | <b>15</b> | <b>5</b> | <b>.750</b> |

## TOPS IN TEAM HISTORY

Bill Belichick is the most successful head coach in Patriots history. He has recorded more wins (138) than the next two head coaches on that list combined.

### WINNINGEST HEAD COACHES IN PATRIOTS HISTORY

| Coach                 | Years          | Career Winning Pct. | Overall W-L-T   | Playoff W-L |
|-----------------------|----------------|---------------------|-----------------|-------------|
| <b>Bill Belichick</b> | <b>2000-10</b> | <b>.719</b>         | <b>138-54-0</b> | <b>14-4</b> |
| Raymond Berry         | 1984-89        | .554                | 51-41-0         | 3-2         |
| Pete Carroll          | 1997-99        | .549                | 28-23-0         | 1-2         |
| Ron Meyer             | 1982-84        | .529                | 18-16-0         | 0-1         |
| Chuck Fairbanks       | 1973-78        | .529                | 46-41           | 0-2         |
| Mike Holovak          | 1961-68        | .528                | 53-47-9         | 1-1         |
| Bill Parcells         | 1993-96        | .500                | 34-34           | 2-2         |
| Ron Erhardt           | 1979-81        | .438                | 21-27           | 0-0         |
| Lou Saban             | 1960-61        | .368                | 7-12            | 0-0         |
| Clive Rush            | 1969-70        | .238                | 5-16            | 0-0         |



# TOM BRADY NEWS & NOTES

## RECORDING SUCCESS

Tom Brady has quarterbacked the Patriots to victories in 109 of his 141 career regular-season starts, compiling a .773 winning percentage and giving him the best record of any quarterback in the Super Bowl era (since 1966).



### TOP WINNING PERCENTAGES IN SUPER BOWL ERA

(Since 1966, Minimum 50 Starts, Regular Season Only)

| Player           | Team(s)   | Years          | W          | L         | T        | Pct.        |
|------------------|-----------|----------------|------------|-----------|----------|-------------|
| <b>Tom Brady</b> | <b>NE</b> | <b>2000-10</b> | <b>109</b> | <b>32</b> | <b>0</b> | <b>.773</b> |
| Roger Staubach   | DAL       | 1969-79        | 85         | 29        | 0        | .746        |
| Joe Montana      | SF/KC     | 1979-94        | 117        | 47        | 0        | .713        |

### ACTIVE QUARTERBACKS WINNING PERCENTAGE

Minimum 32 Starts (two full seasons), Regular Season Only

| Quarterback        | Team(s)   | W          | L         | T        | Pct.        |
|--------------------|-----------|------------|-----------|----------|-------------|
| <b>Tom Brady</b>   | <b>NE</b> | <b>109</b> | <b>32</b> | <b>0</b> | <b>.773</b> |
| Ben Roethlisberger | PIT       | 67         | 29        | 0        | .698        |
| Philip Rivers      | SD        | 54         | 24        | 0        | .692        |
| Peyton Manning     | IND       | 139        | 67        | 0        | .675        |
| Tony Romo          | DAL       | 39         | 21        | 0        | .650        |

### MOST CAREER WINS AS A STARTER

(Regular season only)

| Rank      | Name                  | W          | L          | T        | Pct.        |
|-----------|-----------------------|------------|------------|----------|-------------|
| <b>1.</b> | <b>Brett Favre</b>    | <b>186</b> | <b>111</b> | <b>1</b> | <b>.626</b> |
| 2.        | John Elway            | 148        | 82         | 1        | .643        |
| 3.        | Dan Marino            | 147        | 93         | 0        | .613        |
| <b>4.</b> | <b>Peyton Manning</b> | <b>139</b> | <b>67</b>  | <b>0</b> | <b>.675</b> |
| 5.        | Fran Tarkenton        | 124        | 109        | 6        | .531        |
| 6.        | Johnny Unitas         | 118        | 64         | 4        | .651        |
| 7.        | Joe Montana           | 117        | 47         | 0        | .713        |
| <b>8.</b> | <b>Tom Brady</b>      | <b>109</b> | <b>32</b>  | <b>0</b> | <b>.773</b> |
| 9.        | Terry Bradshaw        | 107        | 51         | 0        | .677        |
| 10.       | Warren Moon           | 102        | 98         | 0        | .510        |

Bold Indicates active players

### BRADY IS FASTEST TO 100 WINS

Tom Brady won his 100th game as a starter on Monday Night Football at Miami (10/4/10). He is the 11<sup>th</sup> NFL quarterback to register 100 wins as a starting quarterback. Brady reached the milestone in the fewest number of starts (131) among quarterbacks who began their careers in the Super Bowl era (since 1966). His 107 wins are ranked 8<sup>th</sup> in NFL history.

### PLAYER TEAM STARTS TO REACH 100

| Player           | Team            | Starts     |
|------------------|-----------------|------------|
| <b>Tom Brady</b> | <b>Patriots</b> | <b>131</b> |
| Joe Montana      | 49ers           | 139        |
| Terry Bradshaw   | Steelers        | 147        |
| Brett Favre      | Packers         | 153        |
| Peyton Manning   | Colts           | 154        |

### BRADY REACHES 25 TOUCHDOWNS FOR SIXTH TIME

Tom Brady raised his 2010 total to an NFL-leading 31 touchdowns. It is the sixth time in his career that he has had 25 or more touchdowns in a season.

### MOST SEASONS WITH 25-PLUS TOUCHDOWN PASSES

| Player         | Seasons | Tom Brady |
|----------------|---------|-----------|
| Peyton Manning | 13      | <b>6</b>  |
| Brett Favre    | 11      | 6         |
| Dan Marino     | 7       | 6         |

### BRADY REACHES 30 TDS FOR SECOND TIME

Tom Brady reached 30 touchdown passes in 2010 and enters the Buffalo game tied for the NFL lead with 31 touchdown passes. Brady now has two 30-touchdown seasons after an NFL record 50 in 2007. He is one of just 12 NFL players since the 1970 merger to have at least two 30 touchdown passes. The only other Patriots quarterback to have a 30-touchdown season was Vito Parilli in 1964 with 31.

### BRADY HAS 8<sup>TH</sup> GAME WITH 300 YDS AND 4 TDS

Tom Brady had his 8<sup>th</sup> game with 300 yards (326), 4 TDs and no interceptions in the win against the Jets (12/6/10). That is the most such games by a quarterback since the 1970 merger.

## TOM BRADY'S RECORD AS A STARTER

|                 | Reg. Season   | Playoffs    | Total         |
|-----------------|---------------|-------------|---------------|
| <b>Overall:</b> | <b>109-32</b> | <b>14-4</b> | <b>123-36</b> |
| Home:           | 61-10         | 8-1         | 69-11         |
| Road:           | 48-22         | 6-3*        | 54-25*        |

### By Yardage Total

|                |       |     |       |
|----------------|-------|-----|-------|
| Less than 200: | 27-12 | 3-1 | 30-13 |
| 200-299:       | 52-16 | 9-2 | 61-18 |
| 300 or more:   | 30-4  | 2-1 | 32-5  |

### Other Records

|                        |      |      |       |
|------------------------|------|------|-------|
| On Artificial Turf:    | 54-5 | 4-2  | 58-7  |
| Temp. Below 40:        | 25-3 | 8-1  | 33-4  |
| Thanksgiving or later: | 41-9 | 14-4 | 55-13 |
| Leading at Halftime:   | 83-8 | 10-2 | 93-10 |
| Leading after 3 Qtrs:  | 89-5 | 9-2  | 98-7  |
| Overtime:              | 7-1  | 1-0  | 8-1   |
| Passer rating >100.0:  | 59-3 | 6-0  | 65-3  |

\*Includes three Super Bowls at neutral sites

## BRADY HAS FIFTH BEST QB RATING IN NFL HISTORY

Tom Brady has produced a 94.9 quarterback rating. His career mark is tied with Peyton Manning for fifth best all-time.

### NFL ALL-TIME LEADERS IN PASSER RATING

| Quarterback           | Years            | Team(s)             | Rating      |
|-----------------------|------------------|---------------------|-------------|
| <b>Philip Rivers</b>  | <b>2004-2010</b> | <b>San Diego</b>    | <b>97.8</b> |
| <b>Aaron Rodgers</b>  | <b>2005-2010</b> | <b>Green Bay</b>    | <b>97.6</b> |
| Steve Young           | 1985-99          | TB/SF               | 96.8        |
| <b>Tony Romo</b>      | <b>2004-2010</b> | <b>Dallas</b>       | <b>95.5</b> |
| <b>Tom Brady</b>      | <b>2000-2010</b> | <b>Patriots</b>     | <b>94.9</b> |
| <b>Peyton Manning</b> | <b>1998-2010</b> | <b>Indianapolis</b> | <b>94.9</b> |

Bold Indicates active players

### BRADY WINS 27th STRAIGHT START AT GILLETTE

Tom Brady set an NFL record for most consecutive home wins as a starting quarterback with his 26<sup>th</sup> straight win in a regular-season home start following the 45-3 win against the Jets. The last time the Patriots lost a regular-season home game in which Brady started was on Nov. 12, 2006 against the New York Jets.

### MOST CONSECUTIVE REGULAR-SEASON HOME GAMES WON AS A STARTING QUARTERBACK:

| Player             | Team      | Years               | Streak    |
|--------------------|-----------|---------------------|-----------|
| <b>Tom Brady</b>   | <b>NE</b> | <b>2006-Present</b> | <b>27</b> |
| Brett Favre        | GB        | 1995-98             | 25        |
| John Elway         | DEN       | 1996-98             | 22        |
| Bob Griese         | MIA       | 1971-74             | 20        |
| Randall Cunningham | PHI       | 1990-94             | 20        |

## MOST CAREER TOUCHDOWNS

### MOST TOUCHDOWNS CAREER

(regular season only) Bold Indicates active players

| Rank       | Name                  | Touchdowns |
|------------|-----------------------|------------|
| <b>1.</b>  | <b>Brett Favre</b>    | <b>507</b> |
| 2.         | Dan Marino            | 420        |
| <b>3.</b>  | <b>Peyton Manning</b> | <b>394</b> |
| 4.         | Fran Tarkenton        | 342        |
| 5.         | John Elway            | 300        |
| 6.         | Warren Moon           | 291        |
| 7.         | Johnny Unitas         | 290        |
| 8.         | Vinny Testaverde      | 275        |
| 9.         | Joe Montana           | 273        |
| 10.        | Dave Kreig            | 261        |
| <b>11.</b> | <b>Tom Brady</b>      | <b>256</b> |
| 12.        | Sonny Jurgensen       | 255        |
| 13.        | Dan Fouts             | 254        |
| 14.        | Drew Bledsoe          | 251        |
| 15.        | Boomer Esiason        | 247        |
| 16.        | John Hadl             | 244        |

## BRADY HAS SECOND PERFECT PASSER RATING

Brady finished with a perfect rating after finishing 21-of-27 for 341 yards with four touchdowns and no interceptions for a 158.3 rating at Detroit on Nov. 25. It is the second time in his career that he has finished with a perfect rating. He also had a perfect rating on Oct. 21, 2007 at Miami. He is the third player ever to have more than one game with a perfect rating (minimum of 20 attempts), joining Peyton Manning (3) and Kurt Warner (3).



# TOM BRADY NEWS & NOTES

## 200 TOUCHDOWNS

Tom Brady reached 200 touchdowns in just 116 games, the fourth fastest in NFL history. He currently has 256 touchdown passes.

## NFL RECORD BOOK / FASTEST TO 200 TOUCHDOWN PASSES

| Games      | Player                | Team(s)             | NFL Debut       | 200th TD        |
|------------|-----------------------|---------------------|-----------------|-----------------|
| 89         | Dan Marino            | Miami               | 09/19/83        | 09/17/89        |
| <b>106</b> | <b>Peyton Manning</b> | <b>Indianapolis</b> | <b>09/06/98</b> | <b>11/21/04</b> |
| 107        | Brett Favre           | Atlanta/Green Bay   | 10/27/91        | 11/15/98        |
| <b>116</b> | <b>Tom Brady</b>      | <b>New England</b>  | <b>11/23/00</b> | <b>09/27/09</b> |
| 121        | Johnny Unitas         | Baltimore Colts     | 1956            | 1963            |

## BRADY'S COMEBACKS

Brady has engineered 31 career game-winning performances to lead his team to a victory from a fourth-quarter deficit or tie.

### Time Remaining Passing Statistics^

| Date     | Opp.   | Score | in Reg. | Att | Cmp | Yds | TD | Int | Final      |
|----------|--------|-------|---------|-----|-----|-----|----|-----|------------|
| 12/19/10 | GB     | 21-27 | 13:49   | 6   | 5   | 82  | 1  | 0   | 31-27      |
| 10/17/10 | BAL    | 10-20 | 14:53   | 24  | 16  | 156 | 1  | 1   | 23-20 OT   |
| 09/14/09 | BUF    | 13-24 | 5:32    | 13  | 11  | 112 | 2  | 0   | 25-24      |
| 12/29/07 | at NYG | 23-28 | 15:00   | 12  | 8   | 130 | 1  | 0   | 38-35      |
| 12/03/07 | at BAL | 17-24 | 14:25   | 17  | 7   | 113 | 1  | 0   | 27-24      |
| 11/25/07 | PHI    | 24-28 | 15:00   | 16  | 11  | 109 | 0  | 0   | 31-28      |
| 11/04/07 | at IND | 10-20 | 9:42    | 10  | 8   | 144 | 2  | 0   | 24-20      |
| 01/14/07 | at SD* | 13-21 | 8:35    | 14  | 9   | 122 | 1  | 1   | 24-21      |
| 12/03/06 | DET    | 13-21 | 13:07   | 15  | 14  | 101 | 0  | 0   | 28-21      |
| 11/26/06 | CHI    | 10-10 | 14:46   | 7   | 6   | 98  | 1  | 0   | 17-13      |
| 11/13/05 | at MIA | 15-16 | 2:53    | 2   | 2   | 76  | 1  | 0   | 23-16      |
| 10/30/05 | BUF    | 7-16  | 10:07   | 4   | 4   | 69  | 0  | 0   | 21-16      |
| 10/09/05 | at ATL | 28-28 | 3:52    | 2   | 2   | 17  | 0  | 0   | 31-28      |
| 09/25/05 | at PIT | 10-13 | 14:19   | 12  | 12  | 167 | 0  | 0   | 23-20      |
| 02/06/05 | PHI**  | 14-14 | 15:00   | 4   | 2   | 33  | 0  | 0   | 24-21      |
| 10/03/04 | at BUF | 17-17 | 15:00   | 4   | 2   | 8   | 1  | 0   | 31-17      |
| 02/01/04 | CAR**  | 29-29 | 1:08    | 5   | 4   | 47  | 0  | 0   | 32-29      |
| 01/10/04 | TEN*   | 14-14 | 15:00   | 11  | 6   | 27  | 0  | 0   | 17-14      |
| 11/30/03 | at IND | 31-31 | 10:21   | 6   | 3   | 31  | 1  | 0   | 38-34      |
| 11/23/03 | at HST | 13-20 | 3:11    | 14  | 10  | 133 | 1  | 0   | (ot) 23-20 |
| 11/03/03 | at DEN | 23-26 | 2:51    | 4   | 5   | 58  | 1  | 0   | 30-26      |
| 10/19/03 | at MIA | 13-13 | 15:00   | 10  | 7   | 147 | 1  | 0   | (ot) 19-13 |
| 10/05/03 | TEN    | 24-27 | 4:40    | 1   | 1   | 15  | 0  | 0   | 38-30      |
| 12/29/02 | MIA    | 13-24 | 4:59    | 13  | 8   | 69  | 1  | 0   | (ot) 27-24 |
| 11/10/02 | at CHI | 19-30 | 5:16    | 14  | 9   | 116 | 2  | 0   | 33-30      |
| 09/22/02 | KC     | 38-38 | 0:00    | 5   | 4   | 46  | 0  | 0   | (ot) 41-38 |
| 02/03/02 | STL**  | 17-17 | 1:21    | 8   | 5   | 53  | 0  | 0   | 20-17      |
| 01/19/02 | OAK*   | 3-13  | 15:00   | 27  | 20  | 138 | 0  | 0   | (ot) 16-13 |
| 12/16/01 | at BUF | 6-9   | 5:57    | 13  | 9   | 116 | 0  | 0   | (ot) 12-9  |
| 12/02/01 | at NYJ | 14-16 | 15:00   | 7   | 6   | 56  | 0  | 0   | 17-16      |
| 10/14/01 | SD     | 16-26 | 8:48    | 18  | 13  | 130 | 1  | 0   | (ot) 29-26 |

^ Statistics are from the time noted until the end of the game. \* Divisional Playoffs \*\* Super Bowl

## TOP QB HOME STARTING RECORDS SINCE 1970 MERGER

| Player           | Team(s)   | W         | L         | T        | Pct.        |
|------------------|-----------|-----------|-----------|----------|-------------|
| <b>Tom Brady</b> | <b>NE</b> | <b>69</b> | <b>11</b> | <b>0</b> | <b>.863</b> |
| Terry Bradshaw   | PIT       | 75        | 14        | 0        | .843        |
| John Elway       | DEN       | 104       | 25        | 0        | .806        |
| Steve Young      | TB/SF     | 63        | 19        | 0        | .768        |

## WINNINGEST COACH/QB TANDEM

Bill Belichick and Tom Brady have the best winning percentage among a head coach-starting quarterback tandem since the 1970 merger. The tandem's 109 wins are second only to Dan Marino and Don Shula's 116 wins.

## WINNINGEST COACH/QB TANDEMS SINCE 1970

(Regular Season Only - winning percentage)

| Quarterback/Head Coach          | Team      | W          | L         | T        | Pct.        |
|---------------------------------|-----------|------------|-----------|----------|-------------|
| <b>Tom Brady/Bill Belichick</b> | <b>NE</b> | <b>109</b> | <b>32</b> | <b>0</b> | <b>.773</b> |
| Ken Stabler/John Madden         | OAK       | 60         | 19        | 1        | .756        |
| Jim McMahon/Mike Ditka          | CHI       | 46         | 15        | 0        | .754        |
| Peyton Manning/Tony Dungy       | IND       | 73         | 24        | 0        | .753        |

## WINNINGEST COACH/QB TANDEMS SINCE 1970

(Regular Season Only - victories)

| Quarterback/Head Coach          | Team      | W          | L         | T        | Pct.        |
|---------------------------------|-----------|------------|-----------|----------|-------------|
| Dan Marino/Don Shula            | MIA       | 116        | 68        | 0        | .630        |
| <b>Tom Brady/Bill Belichick</b> | <b>NE</b> | <b>109</b> | <b>32</b> | <b>0</b> | <b>.773</b> |
| Terry Bradshaw/Chuck Noll       | PIT       | 107        | 51        | 0        | .601        |

## BRADY IN THE POSTSEASON

### NFL ALL-TIME LEADERS / PLAYOFF VICTORIES AS STARTING QUARTERBACK

| Player             | Team(s)            | Playoff Wins |
|--------------------|--------------------|--------------|
| Joe Montana        | San Fran./K.C.     | 16           |
| <b>Tom Brady</b>   | <b>New England</b> | <b>14</b>    |
| Terry Bradshaw     | Pittsburgh         | 14           |
| John Elway         | Denver             | 14           |
| <b>Brett Favre</b> | <b>Green Bay</b>   | <b>12</b>    |
| Troy Aikman        | Dallas             | 11           |
| Roger Staubach     | Dallas             | 11           |

### QUARTERBACKS WITH THREE OR MORE SUPER BOWL VICTORIES

| Quarterback      | Team      | Wins     |
|------------------|-----------|----------|
| Terry Bradshaw   | PIT       | 4        |
| Joe Montana      | SF        | 4        |
| Troy Aikman      | DAL       | 3        |
| <b>Tom Brady</b> | <b>NE</b> | <b>3</b> |

### PLAYERS WITH MULTIPLE SUPER BOWL MVP AWARDS

| Player           | Team      | MVPs     |
|------------------|-----------|----------|
| Joe Montana      | SF        | 3        |
| Terry Bradshaw   | PIT       | 2        |
| <b>Tom Brady</b> | <b>NE</b> | <b>2</b> |
| Bart Starr       | GB        | 2        |

## BRADY NEAR THE TOP SINCE BECOMING THE PATRIOTS STARTER IN 2001

Since taking over as the Patriots starting quarterback in 2001, Tom Brady ranks second with 254 touchdown passes and fourth with 34,236 passing yards.

### Touchdowns Since 2001

| Player           | Team       | Years          | TDs        |
|------------------|------------|----------------|------------|
| Peyton Manning   | IND        | 2001-10        | 309        |
| <b>Tom Brady</b> | <b>NE</b>  | <b>2001-10</b> | <b>256</b> |
| Brett Favre      | GB/NYJ/MIN | 2001-10        | 252        |
| Drew Brees       | SD/NO      | 2001-10        | 233        |
| Donovan McNabb   | PHI/WAS    | 2001-10        | 201        |

### Passing Yards Since 2001

| Player           | Team       | Years          | Passing Yards |
|------------------|------------|----------------|---------------|
| Peyton Manning   | IND        | 2001-10        | 42,098        |
| Brett Favre      | GB/NYJ/MIN | 2001-10        | 37,069        |
| Drew Brees       | SD/NO      | 2001-10        | 34,768        |
| <b>Tom Brady</b> | <b>NE</b>  | <b>2001-10</b> | <b>34,399</b> |
| Donovan McNabb   | PHI/WAS    | 2001-10        | 31,937        |

## TOM BRADY EARNS 17TH AFC OFFENSIVE PLAYER OF THE WEEK AWARD

Tom Brady was named the AFC Offensive Player of the Week in back-to-back weeks for his performance in the wins at Detroit (11/25) and vs. NY Jets (12/6). Brady has now received the honor 17 times, the third-most Player of the Week awards earned by a player since the accolade was instituted in 1984.

### THE PLAYERS WITH THE MOST CAREER PLAYER OF THE WEEK AWARDS

| Player           | Career              | Team                   | POW Awards |
|------------------|---------------------|------------------------|------------|
| Peyton Manning   | 1998-present        | Colts                  | 20         |
| Dan Marino       | 1983-1999           | Dolphins               | 18         |
| <b>Tom Brady</b> | <b>2000-present</b> | <b>Patriots</b>        | <b>17</b>  |
| Brett Favre      | 1991-present        | Packers, Jets, Vikings | 16         |
| John Elway       | 1983-1998           | Broncos                | 15         |

## BRADY EXTENDS TEAM RECORD FOR MOST CONSECUTIVE PASS ATTEMPTS WITHOUT AN INTERCEPTION

Tom Brady extended his streak to 292 consecutive pass attempts without an interception. Brady eclipsed his old record of 183 consecutive pass attempts without an interception (set in 2009) on Thanksgiving at Detroit (12/25).

### MOST CONSECUTIVE PASS ATTEMPTS WITHOUT AN INTERCEPTION

|            |                             |             |
|------------|-----------------------------|-------------|
| 308        | Bernie Kosar (Cleveland)    | 1990-91     |
| 294        | Bart Starr (Green Bay)      | 1964-65     |
| <b>292</b> | <b>Tom Brady (Patriots)</b> | <b>2010</b> |
| 279        | Jeff George (IND/ATL)       | 1993-94     |
| 277        | Rich Gannon (Oakland)       | 2001        |
| 271        | Jason Campbell (Washington) | 2007-08     |





# TOM BRADY NEWS & NOTES

## BRADY IS PATRIOTS ALL-TIME LEADING PASSER

Tom Brady passed Drew Bledsoe on an 11-yard completion to Sam Aiken in the third quarter of the New Orleans (11/30/09) game to become the Patriots all-time passing yardage leader.

### PATRIOTS ALL-TIME LEADING PASSERS

| Player           | YEARS          | ATT          | COMP         | YARDS         |
|------------------|----------------|--------------|--------------|---------------|
| <b>Tom Brady</b> | <b>2000-10</b> | <b>4,667</b> | <b>3,034</b> | <b>34,405</b> |
| Drew Bledsoe     | 1993-01        | 4,518        | 2,544        | 29,657        |
| Steve Grogan     | 1975-90        | 3,593        | 1,879        | 26,886        |

## BRADY SETS NFL RECORD WITH AT LEAST TWO TOUCHDOWNS AND NO INTERCEPTIONS IN SEVENTH STRAIGHT GAME

Quarterback Tom Brady set an NFL record by throwing at least two touchdowns without an interception in each of his past seven games. Brady passes Don Meredith's previous record of six straight games with two or more touchdowns and no interceptions (1965-66).

## BRADY HAS THROWN AT LEAST ONE TOUCHDOWN PASS IN ALL 14 GAMES IN 2010

Brady has thrown at least one touchdown pass in all 14 games of the 2010 season after finishing with two touchdown tosses against the Packers. Brady has started the season with at least one touchdown in the first 14 games for the first time in his career. Brady started the 2007 season with at least one touchdown in the first 13 games. Since the NFL went to a 16-game season in 1978, only five quarterbacks have thrown for at least one touchdown in each game.

### QBS WITH A LEAST ONE TD PASS IN ALL 16 GAMES IN A SEASON (16-GAME SCHEDULE WAS INSTITUTED IN 1978)

|                              |      |
|------------------------------|------|
| Daunte Culpepper (Minnesota) | 2004 |
| Brett Favre (Green Bay)      | 2003 |
| Kurt Warner (St. Louis)      | 1999 |
| Dan Marino (Miami)           | 1986 |
| Dave Krieg (Seattle)         | 1984 |
| Dan Marino (Miami)           | 1984 |

## BRADY CLOSE TO FOURTH 4,000-YARD SEASON

Brady now has 3,561 yards passing in 2010 and needs to average 220 in the last two games for his fourth 4,000 yard season. Brady had 4,398 yards in 2009, 4,806 in 2007 and 4,110 in 2005.

### MOST SEASONS WITH 4,000 OR MORE YARDS PASSING.

|                  |          |
|------------------|----------|
| Peyton Manning   | 11       |
| Dan Marino       | 6        |
| Brett Favre      | 6        |
| Drew Brees       | 5        |
| Warren Moon      | 4        |
| <b>Tom Brady</b> | <b>3</b> |
| Philip Rivers    | 3        |

## BRADY TIED FOR NFL LEAD WITH 31 TOUCHDOWN PASSES

Tom Brady enters the Buffalo game tied with Drew Brees for the NFL lead with 31 touchdown passes.

### NFL Passing Touchdowns

| Rank      | Player                | Passing Touchdowns |
|-----------|-----------------------|--------------------|
| <b>1t</b> | <b>Tom Brady (NE)</b> | <b>31</b>          |
| 1t        | Drew Brees (NO)       | 31                 |
| 3         | Philip Rivers (SD)    | 29                 |
| 4t        | Peyton Manning (IND)  | 28                 |
| 4t        | Eli Manning (NYG)     | 28                 |

## BRADY HAS LOWEST INTERCEPTION RATE IN 2010

Tom Brady has thrown just four interceptions in 3,561 attempts in 2010.

### NFL Interception Percentage

| Rank     | Player                   | Int. Pct.  |
|----------|--------------------------|------------|
| <b>1</b> | <b>Tom Brady (NE)</b>    | <b>0.9</b> |
| 2        | Matt Cassel (KC)         | 1.3        |
| 3        | Josh Freeman (TB)        | 1.4        |
| 4        | Ben Roethlisberger (PIT) | 1.5        |
| 5        | Michael Vick (PHI)       | 1.5        |

## BRADY HAS BEST PASSER RATING IN 2010

Brady enters the Buffalo game first in the NFL with a 109.9 passer rating. If he continues this pace, he will finish with his second passer rating of over 100. He had a career-high 117.2 rating in 2007.

### NFL Passer Rating

| Rank     | Player                | Passer Rating |
|----------|-----------------------|---------------|
| <b>1</b> | <b>Tom Brady (NE)</b> | <b>109.9</b>  |
| 2        | Philip Rivers (SD)    | 105.7         |
| 3        | Michael Vick (PHI)    | 103.6         |
| 4        | Aaron Rodgers (GB)    | 98.5          |
| 5        | Matt Cassel (KC)      | 96.2          |

## BRADY HAS BEST TOUCHDOWN/INTERCEPTION RATIO IN 2010

Brady has thrown 31 touchdowns to just four interceptions in 2010 for an NFL-leading 7.75 touchdown/interception ratio.

### NFL Touchdown/Interception Ratio

| Rank     | Player                | TD/INT Ratio |
|----------|-----------------------|--------------|
| <b>1</b> | <b>Tom Brady (NE)</b> | <b>7.75</b>  |
| 2        | Matt Cassel (KC)      | 4.80         |
| 3        | Michael Vick (PHI)    | 4.00         |
| 4        | Josh Freeman (TB)     | 3.00         |
| 5        | Joe Flacco (BAL)      | 2.88         |

## BRADY HAS BEST NFL TOUCHDOWN PERCENTAGE IN 2010

Brady has an NFL-leading 6.9 touchdown percentage in 2010.

### NFL Touchdown Percentage

| Rank     | Player                | TD Pct.    |
|----------|-----------------------|------------|
| <b>1</b> | <b>Tom Brady (NE)</b> | <b>6.9</b> |
| 2        | David Garrard (PHI)   | 6.7        |
| 3        | Matt Cassel (KC)      | 6.3        |
| 4        | Philip Rivers (SD)    | 6.3        |
| 5        | Michael Vick (PHI)    | 6.1        |

## BRADY HIGH IN COMPLETION PERCENTAGE IN 2010

Brady is currently ranked fifth in the NFL with a 66.6 completion percentage. The 66.6 completion rating is second to the career-high 68.9 completion percentage he had in 2007.

### NFL Completion Percentage

| Rank     | Player                | Comp. %     |
|----------|-----------------------|-------------|
| 1        | Tony Romo (DAL)       | 69.5        |
| 2        | Drew Brees (NO)       | 68.5        |
| 3        | Peyton Manning (IND)  | 66.9        |
| 4        | Philip Rivers (SD)    | 66.6        |
| <b>5</b> | <b>Tom Brady (NE)</b> | <b>66.6</b> |

## BRADY RANKS SIXTH IN PASSING YARDS IN 2010

Brady enters the Buffalo game sixth in the NFL with 3,561 passing yards

### NFL Passing Yards

| Rank     | Player                | Passing Yards |
|----------|-----------------------|---------------|
| 1        | Peyton Manning (IND)  | 4257          |
| 2        | Philip Rivers (SD)    | 4141          |
| 3        | Drew Brees (NO)       | 4122          |
| 4        | Matt Schaub (HOU)     | 3807          |
| 5        | Kyle Orton (DEN)      | 3653          |
| <b>6</b> | <b>Tom Brady (NE)</b> | <b>3561</b>   |
| 7        | Carson Palmer (CIN)   | 3396          |
| 8        | Joe Flacco (BAL)      | 3395          |
| 9        | Donovan McNabb (WAS)  | 3377          |
| 10       | Matt Ryan (ATL)       | 3321          |





# WR WES WELKER NEWS & NOTES

## WELKER LEADS NFL IN RECEPTIONS SINCE 2007

Wes Welker leads the NFL with 429 receptions since the start of 2007. He is the first player to reach 300 receptions in his first 40 games with a new team. Welker led the NFL in receptions in 2009 with 123, despite missing two games early in the year and most of the season-finale due to an injury.



### 2007-PRESENT NFL REC. LEADERS

| Player            | Team      | Rec.       | Yds          | TD        |
|-------------------|-----------|------------|--------------|-----------|
| <b>Wes Welker</b> | <b>NE</b> | <b>429</b> | <b>4,517</b> | <b>22</b> |
| Reggie Wayne      | IND       | 385        | 5,166        | 31        |

## WELKER HAS THREE STRAIGHT 100 CATCH AND 1,000 YARD SEASONS

Welker registered his third straight season with at least 100 receptions (123) and 1,000 receiving yards (1,348) in 2009. Only four other NFL players have had three consecutive seasons of at least 100 receptions and 1,000 yards receiving: Marvin Harrison (4, 1999-02), Brandon Marshall (3, 2007-09), Herman Moore (3, 1995-97) and Jerry Rice (3, 1994-96).

## WELKER ON PACE TO LEAD THE TEAM IN RECEPTIONS FOR RECORD FOURTH STRAIGHT YEAR IN 2010

Wes Welker enters the Buffalo game with a team-leading 83 receptions and currently ranks fourth in the NFL. He needs to average 8.5 catches in the last two games to join Marvin Harrison as the only other player with four straight 100 reception seasons. He can become the first Patriots' player ever to lead the team in receptions in four straight seasons.

### MOST 100-RECEPTIONS SEASON IN NFL HISTORY

| Player            | 100-reception seasons |
|-------------------|-----------------------|
| Marvin Harrison   | 4                     |
| Jerry Rice        | 4                     |
| <b>Wes Welker</b> | <b>3</b>              |
| Brandon Marshall  | 3                     |
| Herman Moore      | 3                     |
| Andre Johnson     | 3                     |

## WELKER: 7.2 CATCHES A GAME SINCE 2007

Wes Welker is averaging 7.2 receptions per game since joining New England in 2007. His 7.2 average is the highest in the NFL during that time.

### MOST RECEPTIONS PER GAME SINCE 2007 (Minimum-20 games)

| Player            | Team                        | Average    |
|-------------------|-----------------------------|------------|
| <b>Wes Welker</b> | <b>New England Patriots</b> | <b>7.2</b> |
| Andre Johnson     | Houston Texans              | 6.7        |
| Brandon Marshall  | Denver/Miami                | 6.5        |

## WELKER FINISHES WITH SECOND MOST RECEPTIONS AND SECOND HIGHEST AVERAGE IN NFL HISTORY IN 2009

Welker led the NFL with 123 receptions in 2009, despite missing two games and most of the season-finale due to an injury. He averaged 8.8 receptions in the 14 games he played. The 123 receptions are a Patriots record and match Herman Moore (Detroit in 1995) for the second most receptions in a single season in NFL history, behind Marvin Harrison's NFL record of 143 receptions in 2002. Welker's 8.8 catches per game in 2009 rank second in NFL history to the 8.9 average set by Harrison in 2002.

He has 18 games with nine or more catches since joining the Patriots. His 18 games with nine or more catches are the most in Patriots history.

### MOST RECEPTIONS IN A SEASON

| Player            | Team               | Year        | Receptions |
|-------------------|--------------------|-------------|------------|
| Marvin Harrison   | Indianapolis       | 2002        | 143        |
| <b>Wes Welker</b> | <b>New England</b> | <b>2009</b> | <b>123</b> |
| Herman Moore      | Detroit            | 1995        | 123        |

## WELKER LEADS NFL IN YARDS AFTER CATCH

Welker leads the NFL in yards after the catch since joining the Patriots in 2007.

### MOST YARDS AFTER THE CATCH SINCE 2007

| Player            | Team                        | Yards After the Catch |
|-------------------|-----------------------------|-----------------------|
| <b>Wes Welker</b> | <b>New England Patriots</b> | <b>2,540</b>          |
| Brandon Marshall  | Denver/Miami                | 1,696                 |

## WELKER IS STREAKING

Welker has a streak of 77 straight regular-season games with at least one reception. He has caught at least one pass in each of his 63 games with the Patriots, including three postseason games. The last time that Welker did not catch a pass in a game was December 24, 2005 when he was with Miami. He has caught at least one pass in 60 consecutive regular-season games with the Patriots. The Patriots record for most consecutive games with at least one pass is 63 by TE Ben Coates.

## WELKER TIES NFL RECORD FOR MOST 10-PLUS CATCH GAMES IN A SEASON WITH SEVEN

Welker had seven 10-plus reception games in 2009 season to tie the NFL record for most 10-plus reception games in a single season. Andre Johnson of Houston had seven 10-plus reception games in 2008. His 11 games with 10-plus receptions is tied for fourth among active NFL players.

### PATRIOTS MOST GAMES WITH 10-PLUS CATCHES

| No. of 10-plus reception games for the Patriots | Player            | Count     |
|---|-------------------|-----------|
| <b>11</b>                                       | <b>Wes Welker</b> | <b>11</b> |
| 5   | Ben Coates        | 5         |
| 5   | Troy Brown        | 5         |

## WELKER PILES UP YARDS

Wes Welker had a career-high in receiving yards with 1,348 in 2009. It is the third highest in team history. Welker has three of the top eight receiving seasons in team history with his three-straight (1,175 in 2007, 1,165 in 2008 and 1,348 in 2009).

### PATRIOTS SINGLE-SEASON RECEIVING YARD LEADERS

| Player            | Season      | Yds         | Rec.       | TD       |
|-------------------|-------------|-------------|------------|----------|
| Randy Moss        | 2007        | 1493        | 98         | 23       |
| Stanley Morgan    | 1986        | 1491        | 84         | 10       |
| <b>Wes Welker</b> | <b>2009</b> | <b>1348</b> | <b>123</b> | <b>4</b> |
| Randy Moss        | 2009        | 1264        | 83         | 13       |
| Troy Brown        | 2001        | 1199        | 101        | 5        |
| <b>Wes Welker</b> | <b>2007</b> | <b>1175</b> | <b>112</b> | <b>8</b> |
| Ben Coates        | 1994        | 1174        | 96         | 7        |
| <b>Wes Welker</b> | <b>2008</b> | <b>1165</b> | <b>111</b> | <b>3</b> |

## WELKER RANKS FOURTH ON PATRIOTS RECEPTION LIST

Wes Welker ranks fourth on New England's all-time reception list with 429 receptions.

### PATRIOTS ALL-TIME RECEIVING LEADERS

| Player            | YEARS               | RECEPTIONS |
|-------------------|---------------------|------------|
| Troy Brown        | 1993-2007           | 557        |
| Stanley Morgan    | 1977-1989           | 534        |
| Ben Coates        | 1991-1999           | 490        |
| <b>Wes Welker</b> | <b>2007-present</b> | <b>429</b> |
| Kevin Faulk       | 1999-present        | 424        |

## WELKER'S ROUTE TO THE NFL

Despite being named the Oklahoma football player of the year by both *USA Today* and the *Daily Oklahoman*, Wes Welker's only scholarship offer came from Texas Tech, and only after a player that committed to Texas Tech backed out. "I was thinking I'd get a scholarship somewhere," Welker said. "When it didn't happen, when it was supposed, to I was pretty hurt by it."

Welker had an impressive collegiate career, accumulating 259 receptions and eight punts returned for touchdowns. He even won a national award as the best special teams player in the country. Despite those accolades, he was passed over in the 2004 NFL draft and signed with San Diego as a free agent. He made the team, then was cut after the first game. He signed with Miami soon after and was used just on special teams. He caught New England's eye with a 71-yard punt return on Monday Night Football in a game against the Patriots. He was acquired by the Patriots in a trade with Miami in 2007.



# PATRIOTS NEWS & NOTES

## DEION BRANCH RETURNS TO THE PATRIOTS

Deion Branch was acquired by the Patriots in a trade with Seattle on Oct. 12, 2010. Originally a second-round pick of the Patriots in 2002, Branch was traded to Seattle in 2006 for a first round pick (Brandon Meriweather). Branch returns to a team that he helped win two Super Bowls. Branch was awarded the Pete Rozelle Trophy as the Most Valuable Player of Super Bowl XXXIX. His 11 receptions in the game tied the Super Bowl record, also achieved by Jerry Rice, Dan Ross and Wes Welker. On the day of Super Bowl XXXIX, Deion called a dozen of his former football coaches to thank them for the support that they gave him throughout his high school, junior college and college careers. Hours after talking to his coaches, he tied the Super Bowl record with 11 receptions and was named MVP of the game. Branch has turned in his biggest performances on the greatest stage in sports, leading all receivers in Super Bowls XXXVIII and XXXIX. He recorded a combined 21 receptions in the two games and owns two of the top seven receiving performances in Super Bowl history. His career reception total in the Super Bowl ranks third all-time, trailing only Jerry Rice (33) and Andre Reed (27).

## ROOKIE TIGHT ENDS ARE MAKING AN IMPACT

Rob Gronkowski leads all rookie tight ends with seven touchdown catches, while Aaron Hernandez ranks second with six. Gronkowski and Hernandez are the first pair of rookie tight end teammates with at least five TD receptions in the same season in NFL history.

## ROB GRONKOWSKI SETS PATS ROOKIE TE MARK

Gronkowski has 7 touchdowns to establish a record for most touchdown catches by a rookie tight end in Patriots history, besting Russ Francis (4 in 1975) and Don Hasselbeck (4 in 1977). Gronkowski became the first Patriots rookie to ever record three touchdowns in a game with a three-TD game at Pittsburgh (11/14). The Patriots record for most touchdown catches by a rookie is 9 WR John Colclough in 1960 and WR Randy Vataha in 1971.

He ranks third in NFL history for touchdowns by a rookie tight end. Only Mike Ditka (12) and Junior Miller (9) had more touchdowns as rookies.

### MOST TOUCHDOWNS BY A PATRIOTS ROOKIE TIGHT END

| PLAYER                 | TD RECEPTIONS | YEAR        |
|------------------------|---------------|-------------|
| <b>Rob Gronkowski</b>  | <b>7</b>      | <b>2010</b> |
| <b>Aaron Hernandez</b> | <b>6</b>      | <b>2010</b> |
| Don Hasselbeck         | 4             | 1977        |
| Russ Francis           | 4             | 1975        |

### MOST TOUCHDOWNS BY AN NFL ROOKIE TIGHT END

| PLAYER                    | TD RECEPTIONS | YEAR        |
|---------------------------|---------------|-------------|
| Mike Ditka (Chicago)      | 12            | 1961        |
| Junior Miller (Atlanta)   | 9             | 1980        |
| <b>Rob Gronkowski</b>     | <b>7</b>      | <b>2010</b> |
| John Mackey (Baltimore)   | 7             | 1963        |
| Raymond Chester (Oakland) | 7             | 1970        |
| Eric Green (Pittsburgh)   | 7             | 1990        |

## AARON HERNANDEZ STARTS BIG

Hernandez's first NFL reception was a 45-yard catch in the first quarter of the season-opener vs. Cincinnati (9/12). It is the longest reception by a Patriots rookie on his first catch since WR Tony Simmons had a 47-yard reception in his debut on Oct. 15, 1998. Hernandez has 563 receiving yards on 45 receptions. The 45 receptions are most by a Patriots rookie tight end. His 563 yards are second to Russ Francis, who had 636 receiving yards in 1975.

### MOST RECEPTIONS BY A PATRIOTS ROOKIE TIGHT END

| PLAYER                 | RECEPTIONS | YEAR        |
|------------------------|------------|-------------|
| <b>Aaron Hernandez</b> | <b>45</b>  | <b>2010</b> |
| Greg Baty              | 37         | 1986        |
| Russ Francis           | 35         | 1975        |

### MOST RECEIVING YARDS BY A PATRIOTS ROOKIE TIGHT END

| PLAYER                 | RECEPTIONS | YEAR        |
|------------------------|------------|-------------|
| Russ Francis           | 636        | 1975        |
| <b>Aaron Hernandez</b> | <b>563</b> | <b>2010</b> |
| Jim Whalen             | 381        | 1965        |

## CRUMPLER HIGH IN AVERAGE

Among active NFL tight ends, Patriots tight end Alge Crumpler ranks second in average yards per reception.



### HIGHEST AVERAGE YARDS PER RECEPTION AMONG ACTIVE TIGHT ENDS

| Player                            | Rec.       | Yds.         | Avg.        |
|-----------------------------------|------------|--------------|-------------|
| Antonio Gates (SD)                | 529        | 7,005        | 13.2        |
| <b>Alge Crumpler (ATL,TEN,NE)</b> | <b>371</b> | <b>4,729</b> | <b>12.7</b> |
| Benjamin Watson (NE,CLE)          | 225        | 2,776        | 12.3        |
| Zach Miller (OAK)                 | 212        | 2,615        | 12.3        |
| Vernon Davis (SF)                 | 231        | 2,845        | 12.3        |

## PATRIOTS CAPTAINS

Prior to the season the Patriots announced that QB Tom Brady and RB Kevin Faulk will serve as offensive captains and NT Vince Wilfork and LB Jerod Mayo will serve as defensive captains. During the Bye Week, veteran TE Alge Crumpler was added as a team captain. Said Crumpler on joining the list, "It was an honor. Coach announced it to the team on Wednesday. I just need to continue to do the things that I've set forth from the first day I stepped into this organization, that's help this team win. I've been through a lot of situations; I've been a captain before. I didn't expect this, but I embrace the opportunity to keep leading and keep helping this ball club win games."

## FRED TAYLOR AMONG NFL'S BEST

Fred Taylor ranks 15th in NFL history for most rushing yards with career totals of 2,523 carries for 11,663 yards and 66 rushing touchdowns in 151 games. He trails only New York's LaDainian Tomlinson (13,376) among active running backs in rushing yards. Taylor ranks among the NFL's all-time best in several categories.

|                                      |                  |
|--------------------------------------|------------------|
| Rushing yards per game (77.2)        | 13 <sup>th</sup> |
| Yards from scrimmage per game (93.0) | 17 <sup>th</sup> |
| Rushes of 10-plus yards (332)        | 5 <sup>th</sup>  |
| Rushes of 50-plus yards (13)         | 4 <sup>th</sup>  |
| Yards from scrimmage (14,047)        | 25 <sup>th</sup> |
| Rushing touchdowns (66)              | 31 <sup>th</sup> |

## TAYLOR HAS 49 CAREER 100-YD GAMES

Fred Taylor finished with 105 yards rushing on 21 carries in the win vs. Atlanta on Sept. 27, 2009, recording his 49th 100-yard rushing game and his first as a Patriot. Taylor's 49 100-yard games rank 9th in NFL history and first among active players.

### MOST 100-YARD RUSHING GAMES/CAREER

|                   |    |                       |           |
|-------------------|----|-----------------------|-----------|
| 1. Emmitt Smith   | 78 | 6. Jim Brown          | 58        |
| 2. Walter Payton  | 77 | 7. Edgerrin James     | 57        |
| 3. Barry Sanders  | 76 | 8. Curtis Martin      | 57        |
| 4. Eric Dickerson | 64 | <b>9. Fred Taylor</b> | <b>49</b> |
| 5. Jerome Bettis  | 61 | 10. Franco Harris     | 47        |
|                   |    | LaDainian Tomlinson   | 47        |

## BENJARVUS GREEN-ELLIS HAS 12 RUSHING TOUCHDOWNS

BenJarvus Green-Ellis is second in the NFL with 12 rushing touchdowns in 2010. He is the eighth player in team history to record double digit rushing touchdowns.

### Patriots with Double Digit Touchdowns

| Player                       | Touchdowns | Year        |
|------------------------------|------------|-------------|
| Curtis Martin                | 14         | 1996        |
| Curtis Martin                | 14         | 1995        |
| Corey Dillon                 | 13         | 2006        |
| <b>BenJarvus Green-Ellis</b> | <b>12</b>  | <b>2010</b> |
| Corey Dillon                 | 12         | 2005        |
| Corey Dillon                 | 12         | 2004        |
| Antowain Smith               | 12         | 2001        |
| Steve Grogan                 | 12         | 1976        |
| Horace Ivory                 | 11         | 1978        |
| Jim Nance                    | 11         | 1966        |
| Tony Collins                 | 10         | 1983        |



# PATRIOTS NEWS & NOTES

## GREEN-ELLIS IS CLOSE TO 1,000 YARDS

RB BenJarvus Green-Ellis increased his 2010 rushing total to 824. He needs to average 88 yards in the last two games to become the 11<sup>th</sup> New England player to record a 1,000-yard rushing season. If he reaches 1,000 yards he will be the first New England player to do so since Corey Dillon had a team-record 1,635 rushing yards in 2004.

## PATRIOTS ON THE POINT

The Patriots are first in the NFL with 446 points in 2010 and are on pace to finish the season with 510 points, which would be second in team history to the NFL record 589 points scored in 2007.

### MOST POINTS SCORED IN A SEASON BY THE PATRIOTS

589 in 2007  
**446 in 2010**  
441 in 1980

## PATRIOTS ON THE POINT PART 2

The Patriots are first in the NFL with an average of 31.9 points per game. That average would be the second best in team history.

### HIGHEST AVG. POINTS PER GAME BY THE PATRIOTS

36.8 in 2007  
**31.9 in 2010**  
29.5 in 1961

## PATRIOTS SCORE TOUCHDOWNS

The Patriots have scored 56 total touchdowns, the second most in team history

### MOST TOUCHDOWNS IN A SEASON

75 in 2007  
**56 in 2010**  
52 in 1961 and 1980

## TOP OFFENSE

The Patriots offense is currently ranked 9<sup>th</sup> in the NFL. The Patriots offense entered the 2010 season with three straight seasons finishing in the top 10 on offense. Since the 1970 merger, the Patriots offense has finished in the top 10 15 times, including five times under head coach Bill Belichick.

## PATRIOTS WIN 8<sup>TH</sup> STRAIGHT AGAINST TEAM WITH A RECORD OF .500 OR BETTER

The win over the 8-6 Packers was the Patriots' eighth straight when playing a team which currently has a record of .500 or better. Since falling to the 10-4 Jets on Sept. 19, the Patriots have defeated the 7-7 Dolphins (41-14), the 10-4 Ravens (23-20), the 8-6 Chargers (23-20), the 10-4 Steelers (39-26), the 8-6 Colts (31-28), the 10-4 Jets (45-3), the 9-4 Bears (36-7) and the 8-6 Packers (31-27).

## NFL'S BEST ROAD WARRIORS THIS DECADE

Since the start of the 2000 season, the Patriots have the third best road record at 56-31, behind only Indianapolis (58-29) and Philadelphia (57-30-1).

| TEAM               | RECORD       | PCT.        |
|--------------------|--------------|-------------|
| Indianapolis       | 58-29        | .667        |
| Philadelphia       | 57-30-1      | .653        |
| <b>New England</b> | <b>56-31</b> | <b>.644</b> |
| Pittsburgh         | 52-35        | .598        |

## PATRIOTS FORCE TURNOVERS

The Patriots lead the NFL with a +96 turnover margin since the 1997 season. The Patriots are first in the NFL with +20 in 2010.

### NFL TURNOVER MARGIN SINCE 1997

| Rank | Team        | Turnover Margin |
|------|-------------|-----------------|
| 1.   | New England | +96             |
| 2.   | Kansas City | +78             |
| 3.   | Tampa Bay   | +55             |

## PATRIOTS EXTEND STREAK TO SIX GAMES WITHOUT A TURNOVER

The Patriots extended their streak to six straight games without a turnover to establish an NFL record. No other NFL team has gone longer than four straight games without a turnover.

## TURNOVER DIFFERENTIAL RAISED TO +20

The Patriots forced two turnovers against Green bay and did not turn the ball over to raise their 2010 turnover differential to +20. The Patriots' team record for best turnover differential in a season is +17, a record which was set in 2003. The Patriots improved to 11-0 this season when recording a positive turnover differential.

## PATRIOTS LOW IN TURNOVERS

The Patriots have just 9 turnovers in 2010 (5 interceptions and 4 fumbles) with two games remaining. The NFL record for fewest turnovers in a season is 12 by Kansas City in the strike-shortened 1982 season. The fewest turnovers in a 16-game season is 13 by the Giants and Dolphins in 2008. The Patriots record for fewest turnovers in a season is 15 in 2007 (9 interceptions and six fumbles).

## PATRIOTS EXTEND STREAK TO SIX GAMES WITH 30 POINTS AND NO TURNOVERS

The Patriots have scored at least 30 points without committing a turnover in each of their past six games to extend their NFL record. No other team in NFL history has had 30+points and no turnovers in more than three straight games.

## MAYO ON HIGH TACKLE PACE

LB Jerod Mayo has 181 total tackles in 2010 with two 19-tackle games: vs. Balt (10/17) and vs. GB (12/19). He had 139 tackles as a rookie in 2008 and 114 in 2009 and with his 181 tackles in 2010 he is the first Patriots player to have three consecutive 100-tackle seasons since Lawyer Milloy registered five straight 100-tackle seasons from 1997 through 2001. Mayo is on pace for a career-high 207 total tackles. That number will be the highest since LB Steve Nelson had 207 tackles in 1984. Mayo has ten games in 2010 with 10-plus tackles. He can become the third Patriots player ever to reach 200 total tackles.



### Patriots Single Season Tackle Leaders All-Time

| Year | Player              | Tackles |
|------|---------------------|---------|
| 1983 | LB Clayton Weishuhn | 229     |
| 1984 | LB Steve Nelson     | 207     |
| 1980 | LB Steve Nelson     | 186     |

## GUYTON HAS TWO DEFENSIVE TOUCHDOWNS IN 2010

LB Gary Guyton returned a fumble 35 yards for a touchdown at Chicago (12/12) and returned an interception 59 yards for a touchdown in the season-opener vs. Cincinnati (9/12). Guyton is the first Patriots player to score two defensive touchdowns in a season since LB Tedy Bruschi returned two interceptions for touchdowns in 2003.

## MCCOURTY HAS SIX INTERCEPTIONS

Rookie CB Devin McCourty is tied for second in the NFL with six interceptions on the season. The six interceptions by a Patriots rookie are second to the eight by Mike Haynes in 1976.

### Most Interceptions by a Patriots Rookie

| Player                | Interceptions | Year        |
|-----------------------|---------------|-------------|
| Mike Haynes           | 8             | 1976        |
| <b>Devin McCourty</b> | <b>6</b>      | <b>2010</b> |

## GRAHAM FOURTH BEST EVER IN FIELD GOAL PCT.

Shayne Graham's 85.8 field goal percentage is fourth-best among NFL kickers all-time.

| Player                    | Years          | FGM        | FGA        | Pct.        |
|---------------------------|----------------|------------|------------|-------------|
| Nate Kaeding              | 2004-10        | 167        | 193        | 86.5        |
| Mike Vanderjagt           | 1998-06        | 230        | 266        | 86.5        |
| Rob Bironas               | 2005-10        | 158        | 184        | 85.9        |
| <b>Shayne Graham</b>      | <b>2001-10</b> | <b>205</b> | <b>239</b> | <b>85.8</b> |
| Robbie Gould              | 2005-10        | 153        | 179        | 85.5        |
| <b>Stephen Gostkowski</b> | <b>2006-10</b> | <b>113</b> | <b>134</b> | <b>84.3</b> |
| Matt Stover               | 1991-2009      | 471        | 563        | 83.7        |



# PATRIOTS NEWS & NOTES

## PATRIOTS HAVE EIGHT NON-OFFENSIVE TOUCHDOWNS IN 2010

The Patriots have scored on eight touchdowns that were not offensive touchdowns in 2010. The Patriots returned four interceptions for a touchdown, returned two kickoffs for touchdowns, scored on one fumble return and one blocked field goal that was returned for a touchdown. The eight non-offensive touchdowns are second in the NFL to Arizona who has scored on ten non-offensive touchdowns. The Patriots team record for most non offensive touchdowns is 9 set in 1961 (2 kickoff returns, 2 interception returns, 2 blocked punts returned and 3 fumble returns).

| DATE  | GAME          | TOUCHDOWN   |
|-------|---------------|---|
| 09/12 | Cincinnati    | Gary Guyton 59-yard interception return               |
| 09/12 | Cincinnati    | Brandon Tate 97-yard kickoff return                   |
| 10/4  | at Miami      | Brandon Tate 103-yard kickoff return                  |
| 10/4  | at Miami      | Kyle Arrington 35-yard return of a blocked field goal |
| 10/4  | at Miami      | Patrick Chung 51-yard interception return             |
| 11/14 | at Pittsburgh | James Sanders 32-yard interception return             |
| 12/12 | at Chicago    | Gary Guyton 35-yard fumble return                     |
| 12/19 | Green Bay     | Kyle Arrington 36-yard interception return            |

## PATRIOTS DEFENSE PRODUCES FIFTH TOUCHDOWN OF THE SEASON

Kyle Arrington's interception return against Green Bay was the Patriots' fifth defensive touchdown of the season (4 interception returns and 1 fumble return). The team record for most defensive touchdowns is six by the 2007 team (3 interception returns and 3 fumble returns). The Patriots also had five defensive touchdowns in 2003 (5 interception returns), 2001 (5 interception returns), 1992 (3 interception returns and 3 fumble returns) and 1961 (2 interception returns and 3 fumble returns).

## PRO BOWL –PATRIOTS PLAYER RANKINGS

The New England Patriots have 11 players in the top five in Pro Bowl votes in their respective positions.



|                       |   |
|-----------------------|---|
| QB Tom Brady          | .....(1st in AFC Voting – 947,194)              |
| WR Wes Welker         | .....(5 <sup>th</sup> in AFC Voting -261,981)   |
| G Dan Connolly        | .....(5 <sup>th</sup> in AFC Voting – 89,726)   |
| C Dan Koppen          | .....(5 <sup>th</sup> in AFC Voting – (113,284) |
| DT Vince Wilfork      | .....(2nd in AFC Voting – 212,789)              |
| LB Jerod Mayo         | .....(3 <sup>rd</sup> in AFC Voting – 122,080)  |
| S Brandon Meriweather | .....(2nd in AFC Voting – 95,749)               |
| S Patrick Chung       | .....(3rd in AFC Voting – 80,328)               |
| P Zoltan Mesko        | .....(2 <sup>nd</sup> in AFC Voting – 67,492)   |
| KR Brandon Tate       | .....(2nd in AFC Voting – 97,749)               |
| SPT Matthew Slater    | .....(3rd in voting – 68,784)                   |

## STRONG IN THE SECOND HALF

Since 2001, New England has done a remarkable job of finishing the season strong, compiling an NFL-best 59-14 (.808) in games on or after Thanksgiving.

### PATRIOTS BEFORE AND AFTER THANKSGIVING SINCE 2001

| Season        | Pre-Thanksgiving    | Post-Thanksgiving   | Overall       |
|---------------|---------------------|---------------------|---------------|
| 2001          | 5-5 (.500)          | 9-0 (1.000)         | 14-5*         |
| 2002          | 6-5 (.545)          | 3-2 (.600)^         | 9-7           |
| 2003          | 9-2 (.818)          | 8-0 (1.000)         | 17-2*         |
| 2004          | 9-1 (.900)          | 8-1 (.889)          | 17-2*         |
| 2005          | 6-4 (.600)          | 5-3 (.625)          | 11-7*         |
| 2006          | 7-3 (.700)          | 7-2 (.777)          | 14-5*         |
| 2007          | 10-0 (1.000)        | 8-1 (.889)          | 18-1*         |
| 2008          | 7-4 (.636)          | 4-1 (.800)          | 11-5          |
| 2009          | 7-3 (.700)          | 3-4 (.429)          | 10-7*         |
| 2010          | 8-2 (.800)          | 4-0 (1.000)^        | ???           |
| <b>Totals</b> | <b>74-29 (.718)</b> | <b>59-14 (.808)</b> | <b>129-43</b> |

\*Includes playoffs ^Includes games played on Thanksgiving

### BEST RECORDS IN GAMES PLAYED ON OR AFTER THANKSGIVING SINCE 2001

(Includes regular-season and playoff games)

| Team               | W         | L         | T        | Pct.        |
|--------------------|-----------|-----------|----------|-------------|
| <b>New England</b> | <b>59</b> | <b>14</b> | <b>0</b> | <b>.808</b> |
| Pittsburgh         | 49        | 21        | 0        | .700        |
| Philadelphia       | 48        | 24        | 0        | .667        |
| San Diego          | 40        | 23        | 0        | .635        |
| Indianapolis       | 45        | 27        | 0        | .625        |
| Green Bay          | 38        | 27        | 0        | .585        |

## 2010 HONORS AND AWARDS

### QB Tom Brady

- AFC Offensive Player of the Week (Wk. 12 at Detroit)
- AFC Offensive Player of the Week (Wk. 13 vs. NY Jets)

### S James Sanders

- AFC Defensive Player of the Week (Wk. 10 at Pittsburgh)

## HOME RECORD IN DECEMBER SINCE 2002

With a 18-1 record, the New England Patriots have the best home record in December since 2002.

| Team               | W         | L        | T        | Pct.        |
|--------------------|-----------|----------|----------|-------------|
| <b>New England</b> | <b>18</b> | <b>1</b> | <b>0</b> | <b>.947</b> |
| Green Bay          | 15        | 4        | 0        | .789        |
| Indianapolis       | 17        | 6        | 0        | .739        |
| Denver             | 11        | 4        | 0        | .733        |
| Philadelphia       | 13        | 5        | 0        | .722        |

## PATRIOTS RECORD AGAINST THE NFC AT HOME SINCE 2002

The Patriots have won 17 straight games at Gillette Stadium against NFC opponents. The only loss was the very first game against an NFC opponent at the new stadium in 2002 when the visiting Green Bay Packers beat the Patriots, 28-10, on Oct. 13.

| Team               | W         | L        | T        | Pct.        |
|--------------------|-----------|----------|----------|-------------|
| <b>New England</b> | <b>17</b> | <b>1</b> | <b>0</b> | <b>.944</b> |
| Pittsburgh         | 14        | 2        | 1        | .853        |
| Baltimore          | 15        | 3        | 0        | .833        |
| Jacksonville       | 14        | 3        | 0        | .824        |
| Indianapolis       | 14        | 4        | 0        | .778        |

## PATRIOTS SCORE IN THE 30S

The Patriots scored over 30 points for the sixth straight game with the win vs. Green Bay and the ninth time in 2010. The Patriots scored 30 or more points 12 times in 2007.

## PATRIOTS HAVE TOP TELEVISION RATINGS

The Patriots are on a record-setting pace for household ratings through 14 games in their designated market area with a 34.7 HH rating. This season, the Patriots have also been part of two record-setting NFL broadcasts. New England's 23-20 overtime victory over Baltimore on Sunday, Oct. 17 helped CBS set the mark for the highest rating for its single game window since it acquired the current AFC package in 2008. The Patriots-Jets game on Sunday, Sept. 19 was the most watched September CBS game ever.

### PATRIOTS 2010 RATINGS IN BOSTON TV MARKET

| Date  | Opp. | Net.        | Boston TV | HH Rat.     | HH Share    |
|-------|------|-------------|-----------|-------------|-------------|
| 9/12  | CIN  | CBS         | WBZ       | 28.70       | 59          |
| 9/19  | NYJ  | CBS         | WBZ       | 34.96       | 61          |
| 9/26  | BUF  | CBS         | WBZ       | 29.30       | 62          |
| 10/04 | MIA  | ESPN        | WCVB      | 30.70       | 48          |
| 10/17 | BAL  | CBS         | WBZ       | 29.84       | 61          |
| 10/24 | SD   | CBS         | WBZ       | 35.10       | 58          |
| 10/31 | MIN  | FOX         | WFXT      | 36.13       | 64          |
| 11/07 | CLE  | CBS         | WBZ       | 30.73       | 60          |
| 11/14 | PIT  | NBC         | WHDH      | 36.39       | 55          |
| 11/21 | IND  | CBS         | WBZ       | 42.04       | 67          |
| 11/25 | DET  | CBS         | WBZ       | 25.24       | 69          |
| 12/06 | NYJ  | ESPN        | WCVB      | 42.20       | 62          |
| 12/12 | CHI  | CBS         | WBZ       | 41.29       | 63          |
| 12/19 | GB   | NBC         | WHDH      | 42.62       | 62          |
|       |      | <b>Avg.</b> |           | <b>34.7</b> | <b>60.8</b> |

## BENJARVUS GREEN-ELLIS – THE LAW FIRM

BenJarvus Green-Ellis, who earned the nickname the Law Firm from his Patriots teammates because of his multi-part name, was signed by the Patriots as an undrafted free agent in 2008 out of the University of Mississippi. As a rookie, he recorded touchdowns in four straight games after being called up from the practice squad in October. His knack for finding the end zone has continued this season as he has reached the end zone a career-high 12 times, including his first two-touchdown performance vs. Minnesota (10/31). Green-Ellis also had a 112-yard rushing performance against the Vikings with 62 yards on the Patriots' final fourth quarter touchdown drive that extended a 3-point lead to a 10-point cushion in a 28-18 victory.



# PATRIOTS NEWS & NOTES

## THE GREATEST SHOW IN SNOW

The Patriots are 11-0 all-time in games in Foxborough when snow has fallen during the game. Below is a list of all of the Patriots' snow games in Foxborough since they moved from Boston in 1971.

### SNOW GAMES IN FOXBOROUGH (11-0)

| Date     | Opp. | Temp | Weather          | W/L | Score    |
|----------|------|------|------------------|-----|----------|
| 10/18/09 | TEN  | 39   | Mixed Rain, Snow | W   | 59-0     |
| 12/21/08 | ARZ  | 30   | Snow             | W   | 47-7     |
| 12/04/05 | NYJ  | 26   | Light Snow       | W   | 16-3     |
| 01/16/05 | IND* | 25   | Snow             | W   | 20-3     |
| 01/18/04 | IND* | 32   | Light Snow       | W   | 24-14    |
| 12/14/03 | JAX  | 25   | Snow in 2nd Half | W   | 27-13    |
| 12/07/03 | MIA  | 28   | Cold, Snow, Wind | W   | 12-0     |
| 01/19/02 | OAK* | 25   | Snow, 3-5 inches | W   | 16-13 ot |
| 12/04/83 | NO   | 35   | Cold, Snowing    | W   | 7-0      |
| 12/12/82 | MIA  | 22   | Wind, Snow       | W   | 3-0      |
| 12/10/78 | BUF  | 28   | Snow, Some Sun   | W   | 26-24    |

\*-Playoffs

### BILL BELICHICK ERA SNOW GAMES (11-0)

| Date     | Opp.   | Temp | Weather          | W/L | Score    |
|----------|--------|------|------------------|-----|----------|
| 12/12/10 | at CHI | 26   | Snow             | W   | 36-7     |
| 10/18/09 | TEN    | 39   | Mixed Rain, Snow | W   | 59-0     |
| 12/21/08 | ARZ    | 30   | Snow             | W   | 47-7     |
| 12/10/05 | at BUF | 30   | Light Snow       | W   | 35-7     |
| 12/04/05 | NYJ    | 26   | Light Snow       | W   | 16-3     |
| 01/16/05 | IND*   | 25   | Snow             | W   | 20-3     |
| 01/18/04 | IND*   | 32   | Light Snow       | W   | 24-14    |
| 12/14/03 | JAX    | 25   | Snow in 2nd Half | W   | 27-13    |
| 12/07/03 | MIA    | 28   | Cold, Snow, Wind | W   | 12-0     |
| 01/19/02 | OAK*   | 25   | Snow, 3-5 inches | W   | 16-13 ot |
| 12/17/00 | at BUF | 35   | Snow Showers     | W   | 13-10 ot |

\*-Playoffs

## HOT WHEN IT'S COLD

The Patriots have enjoyed tremendous recent success in cold weather and are 28-6 since 1993 when the kickoff temperature is 34 degrees or colder. The Patriots are 20-3 when it's 30 degrees or colder. Additionally, the Patriots are 11-0 all-time in snowy games in Foxborough since moving from Boston in 1971.

### PATRIOTS GAMES 34 DEGREES OR COLDER

#### SINCE 1993 (27-6)

| Date     | Opp.    | Temp | Notes           | W/L | Score    |
|----------|---------|------|-----------------|-----|----------|
| 01/10/04 | TEN*    | 4    | Wind Chill -10  | W   | 17-14    |
| 01/23/05 | at PIT* | 11   | Wind Chill -1   | W   | 41-27    |
| 12/26/93 | IND     | 19   | Wind Chill -1   | W   | 38-0     |
| 01/10/10 | BAL*    | 20   | Wind Chill 8    | L   | 14-33    |
| 01/20/08 | SD*     | 23   | Wind Chill 9    | W   | 21-12    |
| 01/07/06 | JAX*    | 24   | Clear and Calm  | W   | 28-3     |
| 12/21/96 | at NYG  | 24   | Wind Chill 17   | W   | 23-22    |
| 01/01/06 | MIA     | 25   | Wind Chill 20   | L   | 26-28    |
| 01/16/05 | IND*    | 25   | Snow            | W   | 20-3     |
| 12/14/03 | JAX     | 25   | Wind Chill 16   | W   | 27-13    |
| 01/19/02 | OAK*    | 25   | Snow            | W   | 16-13 ot |
| 12/12/10 | at CHI  | 26   | Snow            | W   | 36-7     |
| 12/05/05 | NYJ     | 26   | Light Snow      | W   | 16-3     |
| 12/10/95 | NYJ     | 26   | Wind Chill 12   | W   | 31-28    |
| 01/12/97 | JAX*    | 27   | Wind Chill 11   | W   | 20-6     |
| 12/06/10 | NYJ     | 27   | Wind Chill 15   | W   | 45-3     |
| 12/20/09 | at BUF  | 28   | Wind Chill 22   | W   | 17-10    |
| 12/07/03 | MIA     | 28   | Wind Chill 17   | W   | 12-0     |
| 10/11/09 | at DEN  | 30   | Wind Chill 26   | L   | 17-20    |
| 12/21/08 | ARZ     | 30   | Snow            | W   | 47-7     |
| 12/11/05 | at BUF  | 30   | Light Snow      | W   | 35-7     |
| 12/26/04 | at NYJ  | 30   | Wind Chill 21   | W   | 23-7     |
| 12/20/03 | at NYJ  | 30   | Wind Chill 20   | W   | 21-16    |
| 11/05/06 | IND     | 31   | Clear and Calm  | L   | 20-27    |
| 12/24/00 | MIA     | 31   | Wind Chill 22   | L   | 24-27    |
| 12/19/10 | GB      | 32   | Wind Chill 25   | W   | 31-27    |
| 01/02/05 | SF      | 32   | Wind Chill 27   | W   | 21-7     |
| 01/18/04 | IND*    | 32   | Light Snow      | W   | 24-14    |
| 11/16/03 | DAL     | 33   | Cloudy and Calm | W   | 12-0     |
| 11/26/95 | at BUF  | 33   | Flurries        | W   | 35-25    |
| 11/30/08 | PIT     | 34   | Rain            | L   | 10-33    |
| 12/09/07 | PIT     | 34   | Cloudy and Cold | W   | 34-13    |
| 12/16/01 | at BUF  | 34   | Wind Chill 25   | W   | 12-9 ot  |
| 12/12/93 | CIN     | 34   | Wind Chill 23   | W   | 7-2      |

\*-playoffs

## BRANDON TATE HAS TWO KICKOFFS RETURNED FOR TOUCHDOWNS IN 2010

Brandon Tate has blossomed into a dual threat in both the return game and the receiving game. He has returned two kickoffs for touchdowns to provide the Patriots a spark on special teams, after returning the second half kickoff vs. Cincinnati 97 yards for a touchdown and the second half kickoff at Miami 103 yards for a touchdown. He is the first Patriots player to return two kicks for a touchdown in a season since Kevin Faulk returned two for a touchdown in 2002. The Patriots record for most kickoff returns for a touchdown in a season is three by Raymond Clayborn in 1977. His prowess for returns carries over from his collegiate days where he holds numerous NCAA and ACC career records including the NCAA career record for combined kick and punt return yards with 3,523. A native of North Carolina, Tate was a four-year return man for the Tar Heels. Tate suffered a knee injury against Notre Dame as a senior and missed the final seven games of the season. Tate joined the Patriots in the third round of the 2009 draft, but his rookie year was derailed by injury as he was placed on injured reserve on Nov. 14 after seeing action in only two games.

## WOODHEAD GOES FROM DIVISION II TO THE NFL

Danny Woodhead was a standout at Division II Chadron State in Nebraska. He averaged 178.9 yards per game and totaled 101 rushing touchdowns during his collegiate career. Woodhead's outstanding junior and senior seasons earned him two Harlon Hill Trophies, the Division II equivalent to the Heisman Trophy. He is one of just three players to ever win two or more Harlon Hill Trophies, joining Texas A&M University-Kingsville running back Johnny Bailey, who won it three times (1987-89) before playing six seasons in the NFL for the Bears, Cardinals, and Rams. Valdosta State University's Dusty Bonner was the only other player to win the Harlon Hill Trophy multiple times (2000 and 2001). Cincinnati Bengals running back Bernard Scott (2008—Abilene Christian) joins Woodhead as active NFL running backs who have won the award.

## WILFORK WEARS HIS HEART ON HIS NECK

Vince Wilfork wears No. 75 over his shoulder pads. Underneath hangs a gold chain locket for those who were number one in his heart: his parents. In 2002, parents David and Barbara Wilfork both passed away within five months of each other, leaving the then University of Miami star without his greatest support system. Wilfork, who lost his father to diabetes, has raised hundreds of thousands of dollars for diabetes-related causes. His annual draft day fundraiser, a bowling event he has held for seven years, is one of the signature fundraising events held by a pro athlete in New England. For his charity work, Wilfork was awarded the 2010 New England Patriots Ron Burton Community Service Award. While he will always cherish his National Championship and Super Bowl rings, his constant reminder lies closest to his heart, a picture of his late parents at their high school prom. "I carry them with me wherever I go", Wilfork said of his parents' keepsake. "My parents pushed me to be the best I could be. The things I do and my wife does, we do out of the kindness of our heart, and we do it for the community. I never look for anything in return. My teammates are my second family. My kids, my wife, the New England Patriots - that's all I have."

## ZOLTAN MESKO: COMING TO AMERICA

Rookie P Zoltan Mesko was born in Timisoara, Romania, on the Romania-Hungary border. On Many occasions in 1989, during the communist revolutions, his family was forced to take cover by diving on the floor to avoid gun shots from the armies. Even after the fall of the Berlin Wall, his family lived in poverty. His family was finally able to escape Romania when his father won a United States Permanent Resident Card (green card) in the Diversity Immigrant Visa Lottery in 1997 when Mesko was 11.



# PATRIOTS NEWS & NOTES

## MESKO DISCOVERS FOOTBALL

An avid soccer player from his days in Romania, Mesko had a strong leg. It was only when he came to America that he discovered his leg could take him places. In eighth grade, Mesko was playing kickball in the gym when he kicked the ball so high that he broke a light fixture. He was given a choice: pay for the light fixture or play football. With his family still struggling with money and football being a more popular sport than soccer at his school, the choice was an obvious one—Mesko decided to play football. His leg would land him numerous Division I Scholarships and admission offers from Ivy League schools. From these, Mesko chose to play football at Michigan.

## DOUBLE TROUBLE: CB DEVIN MCCOURTY

After being selected by the Patriots in the first round of the 2010 NFL Draft, CB Devin McCourty became part of a select group in league history. McCourty's identical twin brother, Jason, is a cornerback with Tennessee, selected in the sixth round of the 2009 NFL Draft. The two are the 11<sup>th</sup> set of twins to play in the NFL. Devin and Jason were cornerbacks in the Rutgers secondary from 2005-08. Devin redshirted for the 2005 season and therefore was a year behind his brother in eligibility. McCourty is the second twin to suit up for the Patriots, after CB Kato Serwanga was a member of the team from 1998-2000. His twin brother Wasswa played for San Francisco and Minnesota from 1999-2001. According to McCourty's mother, the two can only be told apart by tiny scars on their faces left by chickenpox.

## ALL IN THE FAMILY: TE ROB GRONKOWSKI

Rookie TE Rob Gronkowski grew up playing football against his brothers in the backyard. Now, he has a chance to play against them in the NFL. Dan Gronkowski, the oldest of the bunch, is currently in his second season as a TE for the Denver Broncos, while 23-year old Chris is currently a rookie with the Dallas Cowboys as a fullback. The Gronkowskis are among 22 different sets of brothers currently in the NFL, yet they are the only family that can claim to have three siblings in the league. According to the Pro Football Hall of Fame, the Gronkowski brothers join nine other families to have at least three brothers playing at the same time.

## ALL IN THE FAMILY (continued)

| Family     | Brothers                         | Yr. in NFL at Same Time |
|------------|----------------------------------|-------------------------|
| Gronkowski | Rob, Dan, Chris                  | 2010                    |
| Baldinger  | Brian, Gary, Rich                | 1986-88, 90-92          |
| Browner    | Joey, Keith, Ross                | 1984-87                 |
| Olsen      | Merlin, Phil, Orrin              | 1976                    |
| Saul       | Rich, Bill, Ron                  | 1970                    |
| Richardson | Gloster, Tom, Willie             | 1969                    |
| Rooney     | Bill, Cobb, Joe                  | 1924-27                 |
| Kinderdine | Hobby, Shine, Walt               | 1924                    |
| Nesser     | Al, Frank, Fred, John, Phil, Ted | 1921                    |

## READ BETWEEN THE LINES

The Patriots teamed up with Ahern Middle School in Foxborough on June 9 to introduce "Read Between the Lines," a new program featuring Patriots offensive and defensive linemen to promote the school's "Summer Reading Blitz." Every student in attendance received a "Read Between the Lines" playbook and was encouraged to set their personal reading goals of at least two books this past summer. If the 923 students collectively read more than 2010 books over the summer, a Patriots lineman promised to return for another assembly to reward the students. On Sept. 28, Stephen Neal returned to the school to reward the students who accomplished their summer reading goals. One student received a "game ball" for her efforts after reading 70 books.



## LIKE FATHER LIKE SON

WR Matthew Slater spent his college days at UCLA. Matthew's father, Jackie Slater, a Hall of Fame offensive tackle, spent his entire career with the Rams organization in LA. Matthew Slater, drafted in 2008, is one of six sons of Hall of Fame members to be drafted in NFL history.

## HALL OF FAME FATHERS WITH SONS DRAFTED IN THE NFL

- Jackie Slater (class of 2001) – son, Matthew Slater (NE)
- Howie Long (class of 2000) – son, Chris Long (STL)
- Bobby Bell (class of 1983) – son, Bobby Bell (NYJ)
- Tony Dorsett (class of 1994) – son, Anthony Dorsett (HOU)
- Bob Griese (class of 1990) – son, Brian Griese (DEN)
- Kellen Winslow (class of 1995) – son, Kellen Winslow (CLE)

## GREETINGS FROM KAARST, GERMANY:

### SEBASTIAN VOLLMER MAKES HIS MARK

A native of Kaarst, Germany, Vollmer did not begin playing football until the age of 14 when he started playing for the Dusseldorf club team. Vollmer helped lead his German prep school team to two national football championships. His early football success landed him an appearance in the 2004 Global Junior Championships in San Diego, which led him to a scholarship at Houston. He spoke almost no English when he signed with Houston, but he became fluent in the language as he developed from a 250-pound tight end into a 315-pound lineman who started his final 25 games at tackle for the Cougars. Vollmer's collegiate career created interest from the NFL where the Patriots drafted him in the second round of the 2009 draft. Earned the nickname, Seabass, during his playing days at Houston. The nickname has carried over to the NFL.

## EDELMAN GOES FROM STANDOUT QB TO WR

Julian Edelman began his college football career with a year at the College of San Mateo (Ca.) before transferring to Kent State where as a senior he completed 56% of his passes (153 of 275 passes for 1,820 yards) with 13 touchdowns. He was also the leading rusher, gaining 1,551 yards on 215 attempts (an average of 7.5 yards per carry) and scoring 13 touchdowns. His offensive numbers broke Kent State's single-season record for total offense set by Joshua Cribbs in 2003.

## PATRICK CHUNG'S JOURNEY TO THE NFL

Long before S Patrick Chung picked up flag football as a teen, his mother, Jamaican recording artist Sophia George, had preached about being a tough man in a song. Her hit single, "Girlie Girlie" – a traditional reggae song about poking fun at a boy who was not man enough – topped the charts in 1985. Chung is aware that among his talents he was born with, speed and agility, singing is not one of them. Chung, who possesses a great sense of pride in his unique heritage – his mother is Jamaican and his father is half Jamaican and half Chinese, was born in Jamaica and moved to California at age 12 where he started to play football as a freshman in high school. Chung went on to star at Oregon, where he holds the distinction of starting more games than any other defensive player in school history with 51 starts. He originally entered the draft as junior but ultimately decided to return for his senior season. Pinned to the back of his locker is a reminder of the support he has gotten to this stage, a Jamaican flag that indicates his family's importance to him.

## PATRIOTS CALL ON VETERAN K SHAYNE GRAHAM

Many kickers have quite a journey before landing a roster position on an NFL team. Such has been the case during kicker Shayne Graham's road to a 10-year NFL career. He originally signed with New Orleans as a rookie free agent in 2000 and went to camp with Seattle in 2001 before finally securing a roster spot with Buffalo later that season. He then spent time with Carolina before a seven-year stint with Cincinnati. Graham went to camp with Baltimore in 2010 and had a week stint on the Giants roster. He spent time in between jobs practicing at the Virginia Tech campus with two pieces of packed luggage in his car at all times as he waited for a call for a team in need.



# THE TEAM OF THE DECADE

**W**hen Robert Kraft purchased the New England Patriots in 1994, few would have thought that just 16 years later the franchise would be the undisputed team of the decade in the first decade of the new millennium. Kraft brought a winning vision to the organization and dedicated his resources to building a consistent winner. On Jan. 27, 2000, Kraft hired Bill Belichick to coach the team, and three months later the team drafted then-unheralded quarterback Tom Brady, putting the final pieces in place for the Patriots to become the most successful NFL team of the 2000s.

## THE PATRIOTS' UNMATCHED NFL SUCCESS FROM 2000-2009

### Super Bowl Titles

|                   |   |
|-------------------|---|
| New England ..... | 3 |
| Pittsburgh.....   | 2 |
| Baltimore.....    | 1 |
| Indianapolis..... | 1 |
| New Orleans.....  | 1 |
| N.Y. Giants.....  | 1 |
| Tampa Bay.....    | 1 |

### Conference Titles

|                   |   |
|-------------------|---|
| New England ..... | 4 |
| Indianapolis..... | 2 |
| N.Y. Giants.....  | 2 |
| Pittsburgh.....   | 2 |
| 10 Teams.....     | 1 |

### Division Titles

|                   |   |
|-------------------|---|
| New England ..... | 7 |
| Indianapolis..... | 6 |
| Philadelphia..... | 5 |
| Pittsburgh.....   | 5 |
| San Diego.....    | 5 |

**Note:** The Patriots also finished tied for the division lead twice during the 2000s but lost the division title on tiebreakers in 2002 and 2008.

### Playoff Wins

|                   |    |
|-------------------|----|
| New England ..... | 14 |
| Philadelphia..... | 10 |
| Pittsburgh.....   | 10 |
| Indianapolis..... | 9  |
| Baltimore.....    | 8  |

### Playoff Winning Percentage

| Team        | W  | L | Pct. |
|-------------|----|---|------|
| New England | 14 | 4 | .777 |
| New Orleans | 5  | 2 | .714 |
| Pittsburgh  | 10 | 4 | .714 |
| Arizona     | 4  | 2 | .667 |
| Carolina    | 5  | 3 | .625 |
| Baltimore   | 8  | 5 | .615 |

### Playoff Games Played

|                   |    |
|-------------------|----|
| New England ..... | 18 |
| Philadelphia..... | 18 |
| Indianapolis..... | 17 |
| Pittsburgh.....   | 14 |
| Baltimore.....    | 13 |
| N.Y. Giants.....  | 11 |

### Overall Wins

(Includes Regular Season and Playoffs)

|                   |     |
|-------------------|-----|
| New England ..... | 126 |
| Indianapolis..... | 124 |
| Pittsburgh.....   | 113 |
| Philadelphia..... | 113 |
| Baltimore.....    | 100 |

### Overall Winning Percentage

(Includes Regular Season and Playoffs)

| Team         | W   | L  | T | Pct. |
|--------------|-----|----|---|------|
| New England  | 126 | 52 | 0 | .708 |
| Indianapolis | 124 | 53 | 0 | .701 |
| Pittsburgh   | 113 | 60 | 1 | .652 |
| Philadelphia | 113 | 64 | 1 | .638 |
| Green Bay    | 98  | 71 | 0 | .580 |

### Most Victories in a Season (Inc. Playoffs), 2000-09

| Team         | Year | W  |
|--------------|------|----|
| New England  | 2007 | 18 |
| New England  | 2003 | 17 |
| New England  | 2004 | 17 |
| Baltimore    | 2000 | 16 |
| St. Louis    | 2001 | 16 |
| Pittsburgh   | 2004 | 16 |
| Indianapolis | 2006 | 16 |
| Indianapolis | 2009 | 16 |
| New Orleans  | 2009 | 16 |

### Most Victories in a Single Regular Season, 2000-09

| Team         | Year | W  |
|--------------|------|----|
| New England  | 2007 | 16 |
| Pittsburgh   | 2004 | 15 |
| New England  | 2003 | 14 |
| New England  | 2004 | 14 |
| Indianapolis | 2005 | 14 |
| Indianapolis | 2009 | 14 |
| St. Louis    | 2001 | 14 |

### Playoff Games Hosted

|                   |   |
|-------------------|---|
| New England ..... | 9 |
| Philadelphia..... | 9 |
| Pittsburgh.....   | 8 |
| Indianapolis..... | 8 |

### Major Sports League Titles, 2000-09

|                      |     |   |
|----------------------|-----|---|
| Los Angeles Lakers   | NBA | 4 |
| New England Patriots | NFL | 3 |
| San Antonio Spurs    | NBA | 3 |
| Boston Red Sox       | MLB | 2 |
| Detroit Red Wings    | NHL | 2 |
| Houston Dynamo       | MLS | 2 |
| Los Angeles Galaxy   | MLS | 2 |
| New Jersey Devils    | NHL | 2 |
| New York Yankees     | MLB | 2 |
| Pittsburgh Steelers  | NFL | 2 |
| San Jose Earthquakes | MLS | 2 |

### Major Sports Conference Titles, 2000-09

|                        |     |   |
|------------------------|-----|---|
| Los Angeles Lakers     | NBA | 6 |
| New England Patriots   | NFL | 4 |
| New England Revolution | MLS | 4 |
| Los Angeles Galaxy     | MLS | 4 |
| New York Yankees       | MLB | 4 |
| Detroit Red Wings      | NHL | 3 |
| New Jersey Devils      | NHL | 3 |
| San Antonio Spurs      | NBA | 3 |

### Seasons of NFL Playoff Advancement

|                   |   |
|-------------------|---|
| Philadelphia..... | 7 |
| New England ..... | 6 |
| Pittsburgh.....   | 5 |
| Baltimore.....    | 4 |
| Indianapolis..... | 4 |
| Green Bay.....    | 3 |
| Oakland.....      | 3 |
| Seattle.....      | 3 |
| New Orleans.....  | 3 |





# PATRIOTS HOME DOMINANCE



Since the Patriots moved to Gillette Stadium in 2002, they have celebrated more regular season and postseason wins than any other team in the NFL. The Patriots have the highest point differential at home in that time and are among the top three offensive and defensive leaders at home. The Patriots home dominance is especially strong against NFC teams.

## REGULAR SEASON HOME RECORD SINCE 2002

| Rank | Team               | W         | L         | T        | Pct.         |
|------|--------------------|-----------|-----------|----------|--------------|
| 1    | <b>New England</b> | <b>59</b> | <b>12</b> | <b>0</b> | <b>0.831</b> |
| 2    | Indianapolis       | 56        | 15        | 0        | 0.789        |
| 3    | Baltimore          | 52        | 19        | 0        | 0.732        |
| 4    | Pittsburgh         | 50        | 20        | 1        | 0.711        |
| 5    | San Diego          | 50        | 22        | 0        | 0.694        |

## HOME PLAYOFF RECORD SINCE 2002 (MIN. 5 GAMES)

| Rank | Team               | W        | L        | Pct          |
|------|--------------------|----------|----------|--------------|
| 1    | <b>New England</b> | <b>7</b> | <b>1</b> | <b>0.875</b> |
| 2    | Seattle            | 4        | 1        | 0.800        |
| 3    | Philadelphia       | 5        | 2        | 0.714        |
| 4    | Indianapolis       | 6        | 3        | 0.667        |
| 5    | Pittsburgh         | 4        | 2        | 0.667        |

## HOME RECORD SINCE 2002 (INCLUDING PLAYOFFS)

| Rank | Team               | W         | L         | T        | Pct.         |
|------|--------------------|-----------|-----------|----------|--------------|
| 1    | <b>New England</b> | <b>66</b> | <b>13</b> | <b>0</b> | <b>0.835</b> |
| 2    | Indianapolis       | 62        | 17        | 0        | 0.785        |
| 3    | Baltimore          | 52        | 21        | 0        | 0.712        |
| 4    | Pittsburgh         | 54        | 22        | 1        | 0.708        |
| 5    | Philadelphia       | 52        | 25        | 0        | 0.675        |
| 5    | San Diego          | 52        | 25        | 0        | 0.675        |

## HOME RECORD VS. NFC SINCE 2002

| Rank | Team               | W         | L        | T        | Pct.         |
|------|--------------------|-----------|----------|----------|--------------|
| 1    | <b>New England</b> | <b>17</b> | <b>1</b> | <b>0</b> | <b>0.944</b> |
| 2    | Pittsburgh         | 14        | 2        | 1        | 0.853        |
| 3    | Baltimore          | 15        | 3        | 0        | 0.833        |
| 4    | Jacksonville       | 14        | 3        | 0        | 0.824        |
| 5    | Indianapolis       | 14        | 4        | 0        | 0.778        |

## HOME RECORD VS DIVISIONAL OPPONENTS SINCE 2002

| Rank | Team               | W         | L        | T        | Pct.         |
|------|--------------------|-----------|----------|----------|--------------|
| 1    | Indianapolis       | 22        | 4        | 0        | 0.846        |
| 2    | <b>New England</b> | <b>21</b> | <b>5</b> | <b>0</b> | <b>0.808</b> |
| 3    | Minnesota          | 20        | 6        | 0        | 0.769        |
| 4    | San Diego          | 20        | 7        | 0        | 0.731        |
| 5    | Pittsburgh         | 20        | 7        | 0        | 0.731        |

## POINT DIFFERENTIAL AT HOME SINCE 2002

| Rank | Team               | Point Differential |
|------|--------------------|--------------------|
| 1    | <b>New England</b> | <b>703</b>         |
| 2    | Indianapolis       | 612                |
| 3    | Baltimore          | 5890               |
| 4    | San Diego          | 574                |
| 5    | Pittsburgh         | 489                |

## POINTS ALLOWED PER GAME AT HOME SINCE 2002

| Rank | Team               | Points Allowed |
|------|--------------------|----------------|
| 1    | Baltimore          | 15.8           |
| 2    | <b>New England</b> | <b>16.5</b>    |
| 3    | Pittsburgh         | 17.8           |
| 4    | New York Jets      | 18.1           |
| 5    | Jacksonville       | 18.5           |

## Home Record in December Since 2002

| Rank | Team               | W         | L        | T        | Pct.         |
|------|--------------------|-----------|----------|----------|--------------|
| 1    | <b>New England</b> | <b>18</b> | <b>1</b> | <b>0</b> | <b>0.947</b> |
| 2    | Green Bay          | 15        | 4        | 0        | 0.789        |
| 3    | Indianapolis       | 17        | 6        | 0        | 0.739        |
| 4    | Denver             | 11        | 4        | 0        | 0.733        |
| 5    | Philadelphia       | 13        | 5        | 0        | 0.722        |

# PATRIOTS PLAYER NOTES

## OFFENSE

### WR Wes Welker (TR-MIA, '07)

Seventh-year veteran leads the Patriots with 83 receptions and is tied for the team lead with seven touchdown catches...In 2004, Welker became the first player in NFL history to return a punt, return a kick, kick a field goal, kick an extra point and kickoff in the same game- against the Patriots.

#### Welker vs. Buffalo

| G  | Rec | Yds | Avg  | LG | TD |
|----|-----|-----|------|----|----|
| 13 | 59  | 619 | 10.5 | 38 | 0  |

#### Kick Returns

| No | Yds | Avg  | LG | TD |
|----|-----|------|----|----|
| 26 | 585 | 22.5 | 39 | 0  |


#### Punt Returns

| No | FC | Yds | Avg | Lg | TD |
|----|----|-----|-----|----|----|
| 29 | 8  | 245 | 8.4 | 29 | 0  |

### LT Matt Light (D2, '01)

One of four remaining players from the Patriots first Super Bowl win (Tom Brady, Kevin Faulk and Stephen Neal)...In 2009, Light started every game as part of a Patriots offensive line that allowed just 18 sacks, the fewest for the franchise in 30 years.

*This is Light's 18<sup>th</sup> game vs. Buffalo*



### LG Logan Mankins (D2, '05)

Sixth-year mainstay at guard earned Pro Bowl honors in 2007 and '09, becoming the only Patriots guard along with John Hannah to make the Pro Bowl since the 1970 AFL-NFL Merger.

*This is Mankins' 11<sup>th</sup> game vs. Buffalo*

### C Dan Koppen (D5, '03)

Koppen has started 117 of 118 games for the Patriots over eight seasons with the club...Earned first career Pro-Bowl selection in 2007, becoming the third center in Patriots history to garner All-Star status.

*This is Koppen's 15<sup>th</sup> game vs. Buffalo*

### RG Dan Connolly (FA, '07)

Joined the Patriots as a practice squad player in 2007 and joined the active roster in late 2008...has started 13 games this year, the first seven at left guard before Mankins returned to the team, and the last five games at right guard after Stephen Neal was placed on IR...his 71-yard kickoff return against the Packers (12/19) was the longest by an offensive lineman in NFL history.

*This is Connolly's 4<sup>th</sup> game vs. Buffalo*

### RT Sebastian Vollmer (D2, '09)

Vollmer, or "Sea Bass" as his teammates call him, is a native of Kaarst, Germany, and did not begin playing football until he was 14 ...Has played in 28 of a possible 30 games, including 22 starts in his career thus far.

*This is Vollmer's 4<sup>th</sup> game vs. Buffalo*

### TE Alge Crumpler (FA, '10)

This four-time Pro-Bowler ranks second among all active NFL tight ends in average yards per reception with a 12.7 average...Joined the Patriots as a veteran of nine NFL seasons - seven with Atlanta (2001-07) and two in Tennessee (2008-09).

#### Crumpler vs. Buffalo

| G | Rec | Yds | Avg  | LG  | TD |
|---|-----|-----|------|-----|----|
| 4 | 5   | 89  | 17.8 | 49t | 1  |

### WR Deion Branch (TR-SEA, '10)

The Super Bowl XXXIX Most Valuable Player returned to New England this year after four seasons in Seattle...Recently set a regular season personal best with 151 receiving yards in New England's 36-7 win at Chicago (12/12).



#### Branch vs. Buffalo

| G | Rec | Yds | Avg  | LG | TD |
|---|-----|-----|------|----|----|
| 6 | 16  | 282 | 17.6 | 41 | 0  |

### QB Tom Brady (D6, '00)

Tom Brady has quarterbacked the Patriots to victory in 109 of his 143 career regular-season starts, compiling a .762 winning percentage and giving him the best record of any quarterback in the Super Bowl era...Brady won his 100<sup>th</sup> game as a starter earlier this season in the fewest number of starts (131) among quarterbacks in the Super Bowl era.

#### Brady vs. Buffalo

| G  | Att | Com | Yds  | Pct. | TD | INT | LG |
|----|-----|-----|------|------|----|-----|----|
| 17 | 514 | 339 | 3965 | .660 | 36 | 12  | 47 |

### RB BenJarvus Green-Ellis (FA, '08)

Has rushed for a team-high 824 yards, leads the team with 12 touchdowns through 14 games this season ...Holds the Patriots only 100-yard rushing performance this year when he gained 112 yards on 17 carries against the Vikings on Oct. 31.

#### Green-Ellis vs. Buffalo

| G | Att | Yds | Avg | LG | TD |
|---|-----|-----|-----|----|----|
| 3 | 42  | 203 | 4.8 | 22 | 2  |

### TE Rob Gronkowski (D2a, '10)

Gronkowski became the first Patriots rookie tight end to catch three touchdown passes in a game, when he caught three scores at Pittsburgh (11/14)...Currently tied for the club lead with seven touchdown receptions.

*This is Gronkowski's 2<sup>nd</sup> game vs. Buffalo*

# PATRIOTS PLAYER NOTES

## DEFENSE

### DL Ron Brace (D2, '09)

Worcester, Mass. native has played in 12 games this season, making five starts...Registered a career-high seven tackles at Cleveland on Nov. 7.

*This is Brace's 4<sup>th</sup> game vs. Buffalo*

### NT Vince Wilfork (D1, '04)

Seventh-year veteran and two-time Pro Bowler is fourth on the team with 73 tackles...Registered a season high 10 stops Week 6 vs. Baltimore (10/17).



#### Wilfork vs. Buffalo

| <u>G</u> | <u>Tot</u> | <u>Sol</u> | <u>Ast</u> | <u>Sk/Yds</u> | <u>Int/Yds</u> | <u>PD</u> | <u>FF</u> | <u>FR</u> |
|----------|------------|------------|------------|---------------|----------------|-----------|-----------|-----------|
| 12       | 35         | 28         | 7          | 1.0/1.0       | 0/0            | 1         | 0         | 1         |

### DL Gerard Warren (FA, '10)

10<sup>th</sup>-year veteran joined the Patriots having started 15 or more games in seven of his first nine seasons...Currently third on the team with 3.5 sacks this year.

#### Warren vs. Buffalo

| <u>G</u> | <u>Tot</u> | <u>Sol</u> | <u>Ast</u> | <u>Sk/Yds</u> | <u>Int/Yds</u> | <u>PD</u> | <u>FF</u> | <u>FR</u> |
|----------|------------|------------|------------|---------------|----------------|-----------|-----------|-----------|
| 4        | 6          | 4          | 2          | 1.0/11.0      | 0/0            | 1         | 0         | 0         |


### OLB Jermaine Cunningham (D2, '10)

Rookie outside linebacker has started 11 games, registering 41 tackles ...Made a career-high seven stops and picked up his first career sack against Baltimore (10/17).

*This is Cunningham's 2<sup>nd</sup> game vs. Buffalo*

### ILB Jerod Mayo (D1, '08)

Mayo became the second Patriots player to win the Associated Press Defensive Rookie of the Year Award, joining Mike Haynes (1976)...Has led the Patriots in total tackles in each of his first two seasons with and is on pace to lead the club in stops again, tallying a team and NFL-high 181 stops through 14 games.



#### Mayo vs. Buffalo

| <u>G</u> | <u>Tot</u> | <u>Sol</u> | <u>Ast</u> | <u>Sk/Yds</u> | <u>Int/Yds</u> | <u>PD</u> | <u>FF</u> | <u>FR</u> |
|----------|------------|------------|------------|---------------|----------------|-----------|-----------|-----------|
| 5        | 32         | 21         | 11         | 1.0/7.0       | 0/0            | 1         | 0         | 0         |

### ILB Gary Guyton (FA, '08)

Third-year undrafted linebacker out of Georgia Tech has two defensive returns for touchdowns this season – a 59-yard interception return for touchdown in the season opening win against Cincinnati and a 35-yard fumble return for a score in a victory at Chicago.

*This is Guyton's 6<sup>th</sup> game vs. Buffalo*

### OLB Rob Ninkovich (FA, '09)

Fifth-year veteran has made nine starts through the first 14 games this year and made his first two career picks in the Patriots 41-14 win over the Dolphins in Miami (10/4)...Ranks third among linebackers on the team with 50 tackles.

*This is Ninkovich's 5<sup>th</sup> game vs. Buffalo*

### CB Kyle Arrington (FA, '09)


Second-year defensive back out of Hofstra signed to the New England 53-man roster and made an immediate impact by finishing second on the team with 17 special teams tackles even though he only played in eight games in 2009...Has stated 12 consecutive games at defensive back returned his first career interception 36 yards for a touchdown against Green Bay (12/19).

*This is Arrington's 3<sup>rd</sup> game vs. Green Bay*

### CB Devin McCourty (D1, '10)

Rookie first-round selection out of Rutgers leads all NFL rookies with and is tied for second in the league with six interceptions...McCourty, who has intercepted all six passes in his last nine games, also leads the club with 15 passes defended.

*This is McCourty's 2<sup>nd</sup> game vs. Buffalo*



### S Brandon Meriweather (D1, '07)

Third-year veteran is tied for seventh on the Patriots with 56 tackles...Leads all current Patriots with 12 career interceptions and is tied for second on the team with three picks.

*This is Meriweather's 8<sup>th</sup> game vs. Buffalo*

### S Patrick Chung (D1, '09)

Second-year defensive back is third on the team with 75 tackles despite missing two games...Had a career night in Miami (10/4) when he blocked a punt and a field goal, and return an interception for a touchdown en route to a Patriots 41-14 win.

*This is Chung's 4<sup>th</sup> game vs. Buffalo*

### S James Sanders (D4, '05)

Fifth-year defensive back has already registered a career-high three interceptions this season, including a touchdown in New England's 39-26 win over Pittsburgh (11/14)...Only Patriot with an interception, forced fumble and a fumble recovery this season.

#### Sanders vs. Buffalo

| <u>G</u> | <u>Tot</u> | <u>Sol</u> | <u>Ast</u> | <u>Sk/Yds</u> | <u>Int/Yds</u> | <u>PD</u> | <u>FF</u> | <u>FR</u> |
|----------|------------|------------|------------|---------------|----------------|-----------|-----------|-----------|
| 10       | 34         | 24         | 10         | 0/0           | 1.0/39.0t      | 2         | 1         | 0         |



# PATRIOTS FOOTBALL NETWORK

The **Patriots Football Network** (PFN) is the full portfolio of media offerings from the three-time Super Bowl Champion New England Patriots. PFN provides Patriots content produced both in-house and with media partners spanning print, television, radio and the Internet.

## PATRIOTS ALL ACCESS

**T** Emmy-Award winning Patriots All Access airs weekly throughout the season on WBZ, Channel 4 in Boston and regional affiliates. Patriots All Access features exclusive, behind-the-scenes access and in-depth weekly features on Patriots players and personnel. Hosted by WBZ's Steve Burton, the show features weekly sit-downs with Coach Bill Belichick, including the popular "Belestrator" segment where the coach breaks down upcoming opponents. Fridays at 7:00 p.m. and Sundays at 9:00 a.m. on **TV 38 in Boston; WNAC-TV in Providence**; Saturdays at 12:05 a.m. on **WMUR-TV in Manchester, N.H.** Saturdays at 5:00 a.m. on **WMTW-TV in Portland, Maine**; Saturdays at 5:00 p.m. on **WCTX-TV in Hartford, Conn.** Saturdays at 7:00 p.m. on **WFXQ-TV in Springfield, Mass.**; Sundays at 11:00 a.m. on **WVII-TV in Bangor, Maine**



## TOTALLY PATRIOTS



**T**otally Patriots is a unique, one of a kind Patriots show aimed for the next generation of Patriots fans. This weekly, youth oriented football show allows school aged fans unprecedented access to their favorite players, enabling them to ask questions in a relaxed, informal setting.

### PATRIOTS TODAY AND PATRIOTS THIS WEEK

**PATRIOTS TODAY:** Available daily at Patriots.com and on Verizon Fios on Demand, as well as on Verizon wireless' VCAST.  
**PATRIOTS THIS WEEK:** Saturdays 9:30 p.m. on Comcast Sports Net.

*Patriots Today* gives fans a daily, in-depth look at the club that is unmatched by any other outlet. The show is hosted by Lyndsay Petrny with daily reports from Brian Lowe and twice-weekly analysis from PFW's Paul Perillo. This daily Webcast is dedicated exclusively to the Patriots and provides daily features, reports and commentary that will satisfy every fan's daily Patriots fix. Every Saturday (TBA) on Comcast Sports Net, Lyndsay Petrny will bring you *Patriots This Week*, providing a thorough recap of each week's developments.

### PATRIOTS.COM NEWS

Patriots.com features daily updates and exclusive content from the writers of *Patriots Football Weekly*, offering everything from breaking news to player features and the popular "Ask PFW" postings.

### VIDEO

The first professional sports team website to offer streaming video provides Patriots fans with a variety of exclusive video content. Visitors can choose their channel and watch exclusive video from news to cheerleaders. Patriots.com also features video of every Patriots press conference, including postgame press conferences and Coach Belichick's weekday media updates.

### AUDIO

Patriots Web Radio programming is available exclusively on Patriots.com beginning at noon each day, Monday through Friday. Kicking off the programming lineup is PFW In Progress, a dailly online program that features candid commentary from the writers of *Patriots Football Weekly*. Following PFW In Progress is Patriots Playbook, hosted by John Rooke, featuring items from around the NFL. Stay tuned for the debut of new shows during the 2009 season. Patriots.com also offers streaming audio of every Patriots press conference, as well as archives of Patriots.com Radio shows. Patriots.com provides podcasts of Patriots.com radio offerings as well as exclusive content.

### PATRIOTS MONDAY ON WEEI

WEEI Sports Radio broadcasts Patriots Monday each week, offering fans unique insight and analysis from Coach Belichick and Tom Brady in addition to other Patriots players. WEEI will broadcast Patriots Monday live from Gillette Stadium each Monday, kicking off with Dennis & Callahan at 6:00 a.m.

### PATRIOTS FRIDAY ON WEEI

WEEI Sports Radio broadcasts Patriots Friday each week, offering fans a look ahead at the weekend's game, match ups and rivalries. Various Patriots players will be featured on air. WEEI will broadcast Patriots Fridays each week throughout the season, kicking off with Dennis & Callahan at 6:00 a.m., followed by Dale & Holley at 10:00 a.m. and The Big Show with Glenn Ordway from 2:00 to 6:00 p.m.

### 98.5 THE SPORTS HUB PATRIOTS RADIO NETWORK

A new era in Patriots Radio history began last season, with the move of the game broadcasts to 98.5 FM, Boston's Sports Hub. The transition to Boston's new all-sports radio station insures that Patriots fans will continue to hear every kick, block and tackle in stereo, and without static, in crystal-clear FM quality. Fans all over New England will be able to listen in to any of 36 stations on the Safety Insurance 98.5 The Sports Hub Patriots Radio Network, starting with Patriots Preview three hours before kickoff, and capped off with Patriots Postgame for three hours after the final gun.



### FLAGSHIP STATION

#### 98.5 FM Boston's Sports Hub

#### MASSACHUSETTS

|      |             |          |
|------|-------------|----------|
| WAQY | Springfield | 102.1 FM |
| WBEC | Pittsfield  | 1420 AM  |
| WPKZ | Fitchburg   | 1280 AM  |
| WNAW | N. Adams    | 1230 AM  |
| WBSM | New Bedford | 1420 AM  |
| WPVQ | Greenfield  | 95.3 FM  |
| WSAR | Fall River  | 1480 AM  |
| WWFX | Worcester   | 100.1 FM |
| WXTK | Hyannis     | 95.1 FM  |

#### NEW HAMPSHIRE

|      |            |          |
|------|------------|----------|
| WTPL | Concord    | 107.7 FM |
| WSAK | Hampton    | 102.1 FM |
| WHQ  | Laconia    | 104.9 FM |
| WKNE | Keene      | 99.1 FM  |
| WSHK | Portsmouth | 105.3 FM |
| WGHM | Nashua     | 1590 AM  |
| WPKQ | N. Conway  | 103.7 FM |
| WGAM | Manchester | 1250 AM  |

#### RHODE ISLAND

|      |            |         |
|------|------------|---------|
| WPRO | Providence | 630 AM  |
| WEAN | Providence | 99.7 FM |

#### VERMONT

|      |              |          |
|------|--------------|----------|
| WBTV | Bennington   | 1370 AM  |
| WORK | Barre        | 107.1 FM |
| WKVT | Brattleboro  | 92.7 FM  |
| WEAV | Burlington   | 960 AM   |
| WEXP | Rutland      | 101.5 FM |
| WMOO | Derby Center | 92.1 FM  |
| WSTJ | St Johnsbury | 1340 AM  |
| WMMR | Woodstock    | 93.9 FM  |

#### MAINE

|      |              |          |
|------|--------------|----------|
| WEBB | Augusta      | 98.5 FM  |
| WWMJ | Bangor       | 95.7 FM  |
| WBLM | Portland     | 102.9 FM |
| WEGP | Presque Isle | 1390 AM  |

#### CONNECTICUT

|      |            |          |
|------|------------|----------|
| WCCC | Hartford   | 106.9 FM |
| WLXM | New London | 104.7 FM |
| WINY | Putnam     | 1350 AM  |
| WGCH | Greenwich  | 1490 AM  |



# 2010 OFFENSIVE STATISTICS

## WON 12, LOST 2

|               |                  |        |
|---------------|------------------|--------|
| 09/12 W 38-24 | Cincinnati       | 68,756 |
| 09/19 L 14-28 | at New York Jets | 78,535 |
| 09/26 W 38-30 | Buffalo          | 68,756 |
| 10/04 W 41-14 | at Miami         | 69,090 |
| 10/17 W 23-20 | OT Baltimore     | 68,756 |
| 10/24 W 23-20 | at San Diego     | 68,836 |
| 10/31 W 28-18 | Minnesota        | 68,756 |
| 11/07 L 14-34 | at Cleveland     | 66,292 |
| 11/14 W 39-26 | at Pittsburgh    | 64,359 |
| 11/21 W 31-28 | Indianapolis     | 68,756 |
| 11/25 W 45-24 | at Detroit       | 60,965 |
| 12/06 W 45- 3 | New York Jets    | 68,756 |
| 12/12 W 36- 7 | at Chicago       | 62,347 |
| 12/19 W 31-27 | Green Bay        | 68,756 |
| 12/26         | at Buffalo       |        |
| 01/02         | Miami            |        |

|                    |         |         |
|--------------------|---------|---------|
| TOTAL FIRST DOWNS  | 291     | 316     |
| Rushing            | 100     | 92      |
| Passing            | 174     | 204     |
| Penalty            | 17      | 20      |
| 3rd Down: Made/Att | 76/163  | 92/187  |
| 3rd Down Pct.      | 46.6    | 49.2    |
| 4th Down: Made/Att | 7/11    | 11/16   |
| 4th Down Pct.      | 63.6    | 68.8    |
| POSSESSION AVG.    | 28:15   | 31:45   |
| TOTAL NET YARDS    | 4970    | 5245    |
| Avg. Per Game      | 355.0   | 374.6   |
| Total Plays        | 843     | 938     |
| Avg. Per Play      | 5.9     | 5.6     |
| NET YARDS RUSHING  | 1575    | 1559    |
| Avg. Per Game      | 112.5   | 111.4   |
| Total Rushes       | 368     | 373     |
| NET YARDS PASSING  | 3395    | 3686    |
| Avg. Per Game      | 242.5   | 263.3   |
| Sacked/Yards Lost  | 24/166  | 28/171  |
| Gross Yards        | 3561    | 3857    |
| Att./Completions   | 451/299 | 537/354 |
| Completion Pct.    | 66.3    | 65.9    |
| Had Intercepted    | 5       | 21      |
| PUNTS/AVERAGE      | 51/43.2 | 50/41.3 |
| NET PUNTING AVG.   | 51/37.7 | 50/34.7 |
| PENALTIES/YARDS    | 72/654  | 73/607  |
| FUMBLES/BALL LOST  | 8/4     | 15/8    |
| TOUCHDOWNS         | 56      | 35      |
| Rushing            | 17      | 10      |
| Passing            | 31      | 24      |
| Returns            | 8       | 1       |

| * SCORE BY PERIODS | Q1 | Q2  | Q3  | Q4  | OT | PTS |
|--------------------|----|-----|-----|-----|----|-----|
| TEAM               | 82 | 125 | 117 | 119 | 3  | 446 |
| OPPONENTS          | 36 | 91  | 77  | 99  | 0  | 303 |

| * SCORING  | TD-Ru | Pa | Rt | K-PAT | FG    | S     | PTS  |
|--|-------|----|----|-------|-------|-------|--|
| Green-Ellis  | 12    | 12 | 0  | 0     | 0     | 72    |  |
| Graham LG  | 0     | 0  | 0  | 30/32 | 9/    | 9     | 0  |
| Graham TM  | 0     | 0  | 0  | 26/28 | 9/    | 9     | 0  |
| Gostkowski   | 0     | 0  | 0  | 26/26 | 10/13 | 0     | 56   |
| Welker   | 7     | 0  | 7  | 0     | 1/ 1  | 0/ 0  | 0  |
| Gronkowski   | 7     | 0  | 7  | 0     | 0     | 0     | 43   |
| Branch LG  | 6     | 0  | 6  | 0     | 0     | 36    | Morris   |
| Branch TM  | 5     | 0  | 5  | 0     | 0     | 30    | Connolly   |
| Hernandez  | 6     | 0  | 6  | 0     | 0     | 36    | Fletcher   |
| Woodhead LG  | 5     | 4  | 1  | 0     | 0     | 30    | Green-Ellis  |
| Woodhead TM  | 5     | 4  | 1  | 0     | 0     | 30    | TEAM   |
| Tate   | 4     | 0  | 2  | 2     | 0     | 24    | OPPONENTS  |
| Moss TM  | 3     | 0  | 3  | 0     | 0     | 18    |  |
| Arrington  | 2     | 0  | 0  | 2     | 0     | 12    | Gostkowski   |
| Guyton   | 2     | 0  | 0  | 2     | 0     | 12    | Graham LG  |
| Brady  | 1     | 1  | 0  | 0     | 0     | 6     | Graham TM  |
| Chung  | 1     | 0  | 0  | 1     | 0     | 6     | TEAM   |
| Sanders  | 1     | 0  | 0  | 1     | 0     | 6     | OPPONENTS  |
| TEAM   | 56    | 17 | 31 | 8     | 53/55 | 19/22 | 0 446  |
| OPPONENTS  | 35    | 10 | 24 | 1     | 31/31 | 18/24 | 0 303  |
| 2-Pt Conv: TM 0-1, OPP 4-4   |       |    |    |       |       |       |  |
| SACKS: Wright 5.5, Banta-Cain 5, G. Warren 3.5, Deaderick 2, Guyton 2, Moore 2, Ninkovich 2, Cunningham 1, Fletcher 1, Mayo 1, McCourty 1, Woods TM 1, Crable TM 0.5, Pryor 0.5, TM 28, OPP 24 |       |    |    |       |       |       | FUM/LOST: Brady 3/1, Branch(LG) 1/1, Edelman 1/0, Gronkowski 1/1, Morris 1/1, Tate 1/1, Welker 1/0 |

| * RUSHING   | No. | Yds  | Avg  | Long | TD |
|-------------|-----|------|------|------|----|
| Green-Ellis | 190 | 824  | 4.3  | 33t  | 12 |
| Woodhead LG | 82  | 435  | 5.3  | 36t  | 4  |
| Woodhead TM | 82  | 435  | 5.3  | 36t  | 4  |
| F. Taylor   | 32  | 123  | 3.8  | 24   | 0  |
| Tate        | 4   | 50   | 12.5 | 22   | 0  |
| Hernandez   | 3   | 47   | 15.7 | 18   | 0  |
| Faulk       | 8   | 45   | 5.6  | 11   | 0  |
| Morris      | 15  | 38   | 2.5  | 9    | 0  |
| Brady       | 28  | 17   | 0.6  | 9    | 1  |
| Edelman     | 1   | 1    | 1.0  | 1    | 0  |
| Clayton LG  | 1   | 0    | 0.0  | 0    | 0  |
| Hoyer       | 5   | -5   | -1.0 | 0    | 0  |
| TEAM        | 368 | 1575 | 4.3  | 36t  | 17 |
| OPPONENTS   | 373 | 1559 | 4.2  | 36   | 10 |

| * RECEIVING | No. | Yds  | Avg  | Long | TD |
|-------------|-----|------|------|------|----|
| Welker      | 83  | 829  | 10.0 | 35   | 7  |
| Branch LG   | 59  | 793  | 13.4 | 79t  | 6  |
| Branch TM   | 46  | 681  | 14.8 | 79t  | 5  |
| Hernandez   | 45  | 563  | 12.5 | 46   | 6  |
| Gronkowski  | 32  | 390  | 12.2 | 26   | 7  |
| Woodhead LG | 31  | 347  | 11.2 | 50   | 1  |
| Woodhead TM | 31  | 347  | 11.2 | 50   | 1  |
| Tate        | 22  | 350  | 15.9 | 65t  | 2  |
| Green-Ellis | 10  | 76   | 7.6  | 16   | 0  |
| Moss TM     | 9   | 139  | 15.4 | 35t  | 3  |
| Faulk       | 6   | 62   | 10.3 | 21   | 0  |
| Morris      | 5   | 66   | 13.2 | 22   | 0  |
| Crumpler    | 4   | 38   | 9.5  | 27   | 0  |
| Edelman     | 4   | 14   | 3.5  | 6    | 0  |
| F. Taylor   | 2   | 6    | 3.0  | 7    | 0  |
| TEAM        | 299 | 3561 | 11.9 | 79t  | 31 |
| OPPONENTS   | 354 | 3857 | 10.9 | 66t  | 24 |

| * INTERCEPTIONS | No. | Yds | Avg  | Long | TD |
|-----------------|-----|-----|------|------|----|
| McCourty        | 6   | 110 | 18.3 | 50   | 0  |
| Sanders         | 3   | 60  | 20.0 | 32t  | 1  |
| Meriweather     | 3   | 39  | 13.0 | 39   | 0  |
| Chung           | 2   | 77  | 38.5 | 51t  | 1  |
| Guyton          | 2   | 72  | 36.0 | 59t  | 1  |
| Ninkovich       | 2   | 1   | 0.5  | 1    | 0  |
| Arrington       | 1   | 36  | 36.0 | 36t  | 1  |
| Spikes          | 1   | 5   | 5.0  | 5    | 0  |
| Page            | 1   | 0   | 0.0  | 0    | 0  |
| TEAM            | 21  | 400 | 19.0 | 59t  | 4  |
| OPPONENTS       | 5   | 12  | 2.4  | 12   | 0  |

| * PUNTING      | No. | Yds  | Avg  | Net  | TB   | In | Lg | B |
|----------------|-----|------|------|------|------|----|----|---|
| Mesko          | 51  | 2203 | 43.2 | 37.7 | 5    | 15 | 65 | 0 |
| TEAM           | 51  | 2203 | 43.2 | 37.7 | 5    | 15 | 65 | 0 |
| OPPONENTS      | 50  | 2066 | 41.3 | 34.7 | 4    | 19 | 59 | 1 |
| * PUNT RETURNS | Ret | FC   | Yds  | Avg  | Long | TD |    |   |
| Edelman        | 17  | 3    | 209  | 12.3 | 42   | 0  |    |   |
| Welker         | 5   | 7    | 36   | 7.2  | 22   | 0  |    |   |
| Tate           | 1   | 0    | 4    | 4.0  | 4    | 0  |    |   |
| Faulk          | 0   | 1    | 0    | ---  | ---  | 0  |    |   |
| TEAM           | 23  | 11   | 249  | 10.8 | 42   | 0  |    |   |
| OPPONENTS      | 24  | 10   | 179  | 7.5  | 18   | 0  |    |   |

| * KICKOFF RETURNS | No. | Yds  | Avg  | Long | TD |
|-------------------|-----|------|------|------|----|
| Tate              | 39  | 1018 | 26.1 | 103t | 2  |
| Crumpler          | 5   | 18   | 3.6  | 7    | 0  |
| Morris            | 4   | 43   | 10.8 | 21   | 0  |
| Connolly          | 3   | 90   | 30.0 | 71   | 0  |
| Fletcher          | 1   | 0    | 0.0  | 0    | 0  |
| Green-Ellis       | 1   | 0    | 0.0  | 0    | 0  |
| TEAM              | 53  | 1169 | 22.1 | 103t | 2  |
| OPPONENTS         | 67  | 1574 | 23.5 | 95t  | 1  |

| * FIELD GOALS  | 1-19 | 20-29 | 30-39 | 40-49 | 50+ |
|--|------|-------|-------|-------|-----|
| Gostkowski   | 0/ 0 | 2/ 2  | 6/ 7  | 2/ 3  | 0/1 |
| Graham LG  | 1/ 1 | 3/ 3  | 4/ 4  | 1/ 1  | 0/0 |
| Graham TM  | 1/ 1 | 3/ 3  | 4/ 4  | 1/ 1  | 0/0 |
| TEAM   | 1/ 1 | 5/ 5  | 10/11 | 3/ 4  | 0/1 |
| OPPONENTS  | 1/ 1 | 5/ 6  | 9/ 9  | 2/ 3  | 1/5 |
| Gostkowski: (32G,47N,56N) (37N) (43G) (23G,30G)  |      |       |       |       |     |
| (38G,24G,35G) (40G,35G,35G) () () () () () ()  |      |       |       |       |     |
| Graham: () () () () () () () (31G,36G) (25G) (19G) (41G)   |      |       |       |       |     |
| (30G,25G,29G) (38G)  |      |       |       |       |     |
| OPP: (54G) (49G,36G) (39G,39G,34G,51N) (53B) (26G,25G) (32G,28G,50N) (24G) (38G,37G) (22G,26N) () (44G,46N) (53N,39G) () (31G,19G) |      |       |       |       |     |

| * PASSING | Att | Cmp | Yds  | Cmp% | Yds/Att | TD | TD% | Int | Int% | Long | Sack | Lost | Rating |
|-----------|-----|-----|------|------|---------|----|-----|-----|------|------|------|------|--------|
| Brady     | 449 | 299 | 3561 | 66.6 | 7.93    | 31 | 6.9 | 4   | 0.9  | 79t  | 24/  | 166  | 109.9  |
| Hoyer     | 2   | 0   | 0    | 0.0  | 0.00    | 0  | 0.0 | 1   | 50.0 | ---  | 0/   | 0    | 0.0    |
| TEAM      | 451 | 299 | 3561 | 66.3 | 7.90    | 31 | 6.9 | 5   | 1.1  | 79t  | 24/  | 166  | 108.5  |
| OPPONENTS | 537 | 354 | 3857 | 65.9 | 7.18    | 24 | 4.5 | 21  | 3.9  | 66t  | 28/  | 171  | 85.5   |



# 2010 DEFENSIVE STATISTICS

Tackle Statistics based on Coaches Film Review

| PLAYER<br>Name        | TACKLES     |            |            | SACKS       |              |           | INTERCEPTIONS |            |          |           | FUMBLES  |          |           |          | SP. TEAMS  |           |           |          |          |
|-----------------------|-------------|------------|------------|-------------|--------------|-----------|---------------|------------|----------|-----------|----------|----------|-----------|----------|------------|-----------|-----------|----------|----------|
|                       | TT          | UT         | A          | S/          | Yds          | QH        | Int/          | Yds        | TD       | PD        | FF       | FR/      | Yds       | TD       | TT         | UT        | A         | FF       | FR       |
| Jerod Mayo            | 181         | 108        | 73         | 1.0         | 7.0          | 2         | 0             | 0          | 0        | 3         | 0        | 2        | 0         | 0        | 1          | 0         | 1         | 0        | 0        |
| Devin McCourty        | 77          | 66         | 11         | 1.0         | 4.0          | 1         | 6             | 110        | 0        | 15        | 1        | 0        | 0         | 0        | 11         | 10        | 1         | 0        | 0        |
| Patrick Chung         | 75          | 56         | 19         | 0.0         | 0.0          | 1         | 2             | 77         | 1        | 6         | 0        | 0        | 0         | 0        | 5          | 4         | 1         | 0        | 0        |
| Vince Wilfork         | 73          | 44         | 29         | 0.0         | 0.0          | 2         | 0             | 0          | 0        | 1         | 0        | 1        | 0         | 0        | 0          | 0         | 0         | 0        | 0        |
| Brandon Spikes        | 71          | 41         | 30         | 0.0         | 0.0          | 0         | 1             | 5          | 0        | 3         | 0        | 0        | 0         | 0        | 2          | 2         | 0         | 0        | 0        |
| Kyle Arrington        | 60          | 45         | 15         | 0.0         | 0.0          | 0         | 1             | 36         | 1        | 5         | 0        | 0        | 0         | 0        | 13         | 11        | 2         | 0        | 0        |
| Brandon Meriweather   | 56          | 40         | 16         | 0.0         | 0.0          | 0         | 3             | 39         | 0        | 5         | 0        | 1        | 0         | 0        | 2          | 2         | 0         | 0        | 0        |
| James Sanders         | 56          | 36         | 20         | 0.0         | 0.0          | 0         | 3             | 60         | 1        | 6         | 1        | 1        | 0         | 0        | 4          | 3         | 1         | 0        | 0        |
| Gary Guyton           | 56          | 39         | 17         | 2.0         | 15.0         | 3         | 2             | 72         | 1        | 4         | 0        | 1        | 35        | 1        | 3          | 2         | 1         | 0        | 0        |
| Rob Ninkovich         | 50          | 29         | 21         | 2.0         | 14.0         | 6         | 2             | 1          | 0        | 3         | 0        | 2        | 63        | 0        | 8          | 5         | 3         | 0        | 0        |
| Tully Banta-Cain      | 43          | 30         | 13         | 5.0         | 30.5         | 12        | 0             | 0          | 0        | 0         | 1        | 0        | 0         | 0        | 0          | 0         | 0         | 0        | 0        |
| Jermaine Cunningham   | 41          | 27         | 14         | 1.0         | 4.0          | 4         | 0             | 0          | 0        | 1         | 2        | 0        | 0         | 0        | 0          | 0         | 0         | 0        | 0        |
| Gerard Warren         | 30          | 15         | 15         | 3.5         | 21.5         | 5         | 0             | 0          | 0        | 0         | 0        | 0        | 0         | 0        | 0          | 0         | 0         | 0        | 0        |
| Ron Brace             | 27          | 18         | 9          | 0.0         | 0.0          | 0         | 0             | 0          | 0        | 0         | 0        | 0        | 0         | 0        | 0          | 0         | 0         | 0        | 0        |
| Jonathan Wilhite      | 24          | 19         | 5          | 0.0         | 0.0          | 0         | 0             | 0          | 0        | 2         | 0        | 0        | 0         | 0        | 0          | 0         | 0         | 0        | 0        |
| Darius Butler         | 21          | 19         | 2          | 0.0         | 0.0          | 0         | 0             | 0          | 0        | 3         | 0        | 0        | 0         | 0        | 0          | 0         | 0         | 0        | 0        |
| Mike Wright           | 17          | 12         | 5          | 5.5         | 36.5         | 9         | 0             | 0          | 0        | 1         | 0        | 0        | 0         | 0        | 0          | 0         | 0         | 0        | 0        |
| Brandon Deaderick     | 16          | 12         | 4          | 2.0         | 6.0          | 1         | 0             | 0          | 0        | 0         | 0        | 0        | 0         | 0        | 0          | 0         | 0         | 0        | 0        |
| Myron Pryor           | 12          | 7          | 5          | 0.5         | 2.0          | 1         | 0             | 0          | 0        | 0         | 0        | 0        | 0         | 0        | 0          | 0         | 0         | 0        | 0        |
| Dane Fletcher         | 10          | 8          | 2          | 1.0         | 8.0          | 3         | 0             | 0          | 0        | 1         | 1        | 0        | 0         | 0        | 8          | 8         | 0         | 0        | 0        |
| Sergio Brown          | 9           | 8          | 1          | 0.0         | 0.0          | 0         | 0             | 0          | 0        | 0         | 0        | 0        | 0         | 0        | 3          | 2         | 1         | 0        | 0        |
| Jarrad Page           | 8           | 5          | 3          | 0.0         | 0.0          | 0         | 1             | 0          | 0        | 1         | 0        | 0        | 0         | 0        | 4          | 2         | 2         | 0        | 0        |
| Kyle Love             | 8           | 3          | 5          | 0.0         | 0.0          | 0         | 0             | 0          | 0        | 1         | 0        | 0        | 0         | 0        | 0          | 0         | 0         | 0        | 0        |
| Eric Moore            | 7           | 6          | 1          | 2.0         | 16.0         | 2         | 0             | 0          | 0        | 0         | 1        | 0        | 0         | 0        | 0          | 0         | 0         | 0        | 0        |
| Shawn Crable          | 4           | 3          | 1          | 0.5         | 3.5          | 1         | 0             | 0          | 0        | 0         | 0        | 0        | 0         | 0        | 1          | 0         | 1         | 0        | 0        |
| Marques Murrell       | 1           | 1          | 0          | 0.0         | 0.0          | 0         | 0             | 0          | 0        | 0         | 0        | 0        | 0         | 0        | 0          | 0         | 0         | 0        | 0        |
| Pierre Woods          | 1           | 1          | 0          | 1.0         | 3.0          | 1         | 0             | 0          | 0        | 0         | 0        | 0        | 0         | 0        | 2          | 2         | 0         | 0        | 0        |
| BenJarvus Green-Ellis | 0           | 0          | 0          | 0.0         | 0.0          | 0         | 0             | 0          | 0        | 0         | 0        | 0        | 0         | 0        | 3          | 2         | 1         | 0        | 0        |
| Stephen Gostkowski    | 0           | 0          | 0          | 0.0         | 0.0          | 0         | 0             | 0          | 0        | 0         | 0        | 0        | 0         | 0        | 1          | 0         | 1         | 0        | 0        |
| Matthew Slater        | 0           | 0          | 0          | 0.0         | 0.0          | 0         | 0             | 0          | 0        | 0         | 0        | 0        | 0         | 0        | 16         | 12        | 4         | 0        | 0        |
| Aaron Hernandez       | 0           | 0          | 0          | 0.0         | 0.0          | 0         | 0             | 0          | 0        | 1         | 0        | 0        | 0         | 0        | 0          | 0         | 0         | 0        | 0        |
| Matt Katula           | 0           | 0          | 0          | 0.0         | 0.0          | 0         | 0             | 0          | 0        | 0         | 0        | 0        | 0         | 0        | 2          | 1         | 1         | 0        | 0        |
| Zoltan Mesko          | 0           | 0          | 0          | 0.0         | 0.0          | 0         | 0             | 0          | 0        | 0         | 0        | 0        | 0         | 0        | 1          | 1         | 0         | 0        | 0        |
| Sammy Morris          | 0           | 0          | 0          | 0.0         | 0.0          | 0         | 0             | 0          | 0        | 0         | 0        | 0        | 0         | 0        | 9          | 5         | 4         | 0        | 0        |
| Danny Woodhead        | 0           | 0          | 0          | 0.0         | 0.0          | 0         | 0             | 0          | 0        | 0         | 0        | 0        | 0         | 0        | 9          | 9         | 0         | 0        | 0        |
| Tracy White           | 0           | 0          | 0          | 0.0         | 0.0          | 0         | 0             | 0          | 0        | 0         | 0        | 0        | 0         | 0        | 16         | 7         | 9         | 0        | 0        |
| <b>TOTALS</b>         | <b>1034</b> | <b>698</b> | <b>336</b> | <b>28.0</b> | <b>171.0</b> | <b>54</b> | <b>21</b>     | <b>400</b> | <b>4</b> | <b>62</b> | <b>7</b> | <b>8</b> | <b>98</b> | <b>1</b> | <b>124</b> | <b>90</b> | <b>34</b> | <b>0</b> | <b>0</b> |

| FUMBLES - LOST (8-4) |          |          |          |          |
|----------------------|----------|----------|----------|----------|
|                      | Own      |          |          |          |
|                      | No.      | Lost     | Rec      | O.B.     |
| Tom Brady            | 3        | 1        | 1        | 0        |
| Rob Gronkowski       | 1        | 1        | 0        | 0        |
| Sammy Morris         | 1        | 1        | 0        | 0        |
| Julian Edelman       | 1        | 0        | 0        | 0        |
| Brandton Tate        | 1        | 1        | 0        | 0        |
| Wes Welker           | 1        | 0        | 2        | 0        |
| <b>TOTALS</b>        | <b>8</b> | <b>4</b> | <b>3</b> | <b>0</b> |

| MISC. OFFENSIVE STATS |          |          |          |          |
|-----------------------|----------|----------|----------|----------|
|                       | Tkl      | Ast      | FF       | FR       |
| Julian Edelman        | 1        | 0        | 0        | 0        |
| Randy Moss            | 2        | 0        | 0        | 0        |
| Stephen Neal          | 1        | 0        | 0        | 0        |
| <b>TOTALS</b>         | <b>4</b> | <b>0</b> | <b>0</b> | <b>0</b> |

| KEY                           |  |
|-------------------------------|--|
| <b>TT</b> -Total Tackles      | <b>Int/Yds</b> -Interceptions/Yards Returned |
| <b>UT</b> -Unassisted Tackles | <b>PD</b> -Passes Defensed                   |
| <b>A</b> -Assisted Tackles    | <b>FF</b> -Forced Fumbles                    |

| BLOCKED KICKS |          |          |   |
|---------------|----------|----------|---|
|               | XP       | FG       | P |
| Patrick Chung | 1        | 1        |   |
| <b>TOTALS</b> | <b>1</b> | <b>1</b> |   |



# 2010 New England Patriots Roster

AS OF DECEMBER 21, 2010

### ALPHABETICAL ROSTER

| #  | NAME                   | POS | HT   | WT  | BORN       | YR | COLLEGE                | H.S. HOMETOWN            |
|----|------------------------|-----|------|-----|------------|----|------------------------|--------------------------|
| 27 | Arrington, Kyle        | CB  | 5-10 | 196 | 8/12/1986  | 2  | Hofstra                | Accokeek, Md.            |
| 95 | Banta-Cain, Tully      | LB  | 6-2  | 250 | 8/28/1980  | 8  | California             | Sunnyvale, Calif.        |
| 97 | Brace, Ron             | DL  | 6-3  | 330 | 12/18/1986 | 2  | Boston College         | Worcester, Mass.         |
| 12 | Brady, Tom             | QB  | 6-4  | 225 | 8/3/1977   | 11 | Michigan               | San Mateo, Calif.        |
| 84 | Branch, Deion          | WR  | 5-9  | 195 | 7/18/1979  | 9  | Louisville             | Albany, Ga.              |
| 38 | Brown, Sergio          | S   | 6-2  | 210 | 5/22/1988  | R  | Notre Dame             | Maywood, Ill.            |
| 28 | Butler, Darius         | CB  | 5-10 | 190 | 3/18/1986  | 2  | Connecticut            | Ft. Lauderdale, Fla.     |
| 29 | Carter, Tony           | CB  | 5-9  | 175 | 5/24/1986  | 2  | Florida State          | Jacksonville, Fla.       |
| 25 | Chung, Patrick         | S   | 5-11 | 212 | 8/19/1987  | 2  | Oregon                 | Rancho Cucamonga, Calif. |
| 22 | Clayton, Thomas        | RB  | 5-11 | 220 | 4/26/1984  | 2  | Kansas State           | Alexandria, Va.          |
| 63 | Connolly, Dan          | OL  | 6-4  | 313 | 9/2/1982   | 5  | Southeast Missouri St. | St. Louis, Mo.           |
| 82 | Crumpler, Alge         | TE  | 6-2  | 275 | 12/23/1977 | 10 | North Carolina         | Wilmington, N.C.         |
| 96 | Cunningham, Jermaine   | LB  | 6-3  | 260 | 4/24/1988  | R  | Florida                | Stone Mountain, Ga.      |
| 71 | Deaderick, Brandon     | DL  | 6-4  | 305 | 8/19/1987  | R  | Alabama                | Elizabethtown, Ky.       |
| 11 | Edelman, Julian        | WR  | 5-10 | 198 | 5/22/1986  | 2  | Kent State             | Redwood City, Calif.     |
| 52 | Fletcher, Dane         | LB  | 6-2  | 244 | 9/14/1986  | R  | Montana State          | Bozeman, Montana         |
| 5  | Graham, Shayne         | K   | 6-0  | 214 | 12/9/1977  | 10 | Virginia Tech          | Radford, Va.             |
| 42 | Green-Ellis, BenJarvus | RB  | 5-11 | 215 | 7/2/1985   | 3  | Mississippi            | New Orleans, La.         |
| 87 | Gronkowski, Rob        | TE  | 6-6  | 265 | 5/14/1989  | R  | Arizona                | Pittsburgh, Pa.          |
| 59 | Guyton, Gary           | LB  | 6-3  | 245 | 11/14/1985 | 3  | Georgia Tech           | Hinesville, Ga.          |
| 85 | Hernandez, Aaron       | TE  | 6-1  | 245 | 11/6/1989  | R  | Florida                | Bristol, Conn.           |
| 8  | Hoyer, Brian           | QB  | 6-2  | 215 | 10/13/1985 | 2  | Michigan State         | North Olmsted, Ohio      |
| 48 | Katula, Matt           | LS  | 6-6  | 265 | 8/22/1982  | 6  | Wisconsin              | Waukesha, WI.            |
| 67 | Koppen, Dan            | C   | 6-2  | 296 | 9/12/1979  | 8  | Boston College         | Whitehall, Pa.           |
| 66 | Leonard, Louis         | DL  | 6-4  | 325 | 7/16/1984  | 4  | Fresno State           | Los Angeles, Calif.      |
| 64 | LeVoi, Mark            | T   | 6-7  | 310 | 7/29/1982  | 4  | Notre Dame             | Eden Prairie, Minn.      |
| 72 | Light, Matt            | T   | 6-4  | 305 | 6/23/1978  | 10 | Purdue                 | Greenville, Ohio         |
| 74 | Love, Kyle             | DL  | 6-1  | 310 | 11/18/1986 | R  | Mississippi State      | Fairburn, Ga.            |
| 70 | Mankins, Logan         | G   | 6-4  | 310 | 3/10/1982  | 6  | Fresno State           | Catheys Valley, Calif.   |
| 51 | Mayo, Jerod            | LB  | 6-1  | 245 | 2/23/1986  | 3  | Tennessee              | Hampton, Va.             |
| 32 | McCourty, Devin        | CB  | 5-10 | 193 | 8/13/1987  | R  | Rutgers                | Montvale, N.J.           |
| 14 | Meriweather, Brandon   | S   | 5-11 | 200 | 1/14/1984  | 4  | Miami (Fla.)           | Apopka, Fla.             |
| 31 | Mesko, Zoltan          | P   | 6-5  | 231 | 3/16/1986  | R  | Michigan               | Twinsburg, Ohio          |
| 98 | Moore, Eric            | DL  | 6-4  | 268 | 2/28/1981  | 5  | Florida State          | Pahokee, Fla.            |
| 34 | Morris, Sammy          | RB  | 6-0  | 220 | 3/23/1977  | 11 | Texas Tech             | San Antonio, Texas       |
| 50 | Ninkovich, Rob         | LB  | 6-2  | 255 | 2/1/1984   | 5  | Purdue                 | Blue Island, Ill.        |
| 60 | Ohmberger, Rich        | OL  | 6-2  | 300 | 2/14/1986  | 2  | Penn State             | East Meadow, N.Y.        |
| 69 | Ojinnaka, Quinn        | OL  | 6-5  | 295 | 4/23/1984  | 5  | Syracuse               | Seabrook, Md.            |
| 44 | Page, Jarrad           | S   | 6-0  | 225 | 10/19/1984 | 5  | UCLA                   | San Leandro, Calif.      |
| 17 | Price, Taylor          | WR  | 6-0  | 205 | 10/8/1987  | R  | Ohio                   | Hilliard, Ohio           |
| 91 | Pryor, Myron           | DL  | 6-1  | 310 | 6/13/1986  | 2  | Kentucky               | Louisville, Ky.          |
| 36 | Sanders, James         | S   | 5-10 | 210 | 11/11/1983 | 6  | Fresno State           | Porterville, Calif.      |
| 18 | Slater, Matthew        | WR  | 6-0  | 200 | 9/9/1985   | 3  | UCLA                   | Anaheim, Calif.          |
| 55 | Spikes, Brandon        | LB  | 6-2  | 250 | 9/3/1987   | R  | Florida                | Shelby, N.C.             |
| 19 | Tate, Brandon          | WR  | 6-1  | 195 | 10/5/1987  | 2  | North Carolina         | Burlington, N.C.         |
| 21 | Taylor, Fred           | RB  | 6-1  | 228 | 1/27/1976  | 13 | Florida                | Belle Glade, Fla.        |
| 76 | Volimer, Sebastian     | OL  | 6-8  | 315 | 7/10/1984  | 2  | Houston                | Kaarst, Germany          |
| 92 | Warren, Gerard         | DL  | 6-4  | 325 | 7/25/1978  | 10 | Florida                | Lake Butler, Fla.        |
| 83 | Welker, Wes            | WR  | 5-9  | 185 | 5/1/1981   | 7  | Texas Tech             | Oklahoma City, Okla.     |
| 62 | Wendell, Ryan          | C   | 6-2  | 290 | 3/4/1986   | 2  | Fresno State           | Diamond Bar, Calif.      |
| 58 | White, Tracy           | LB  | 6-0  | 230 | 4/14/1981  | 8  | Howard                 | St. Stephen, S.C.        |
| 75 | Wilfork, Vince         | NT  | 6-2  | 325 | 11/4/1981  | 7  | Miami (Fla.)           | Boynton Beach, Fla.      |
| 39 | Woodhead, Danny        | RB  | 5-8  | 195 | 1/25/1985  | 3  | Chadron State          | North Platte, Ne.        |
| 99 | Wright, Mike           | DL  | 6-4  | 295 | 3/1/1982   | 6  | Cincinnati             | Cincinnati, Ohio         |

### NUMERICAL ROSTER

| #  | NAME                  | POS |
|----|-----------------------|-----|
| 5  | Shayne Graham         | K   |
| 8  | Brian Hoyer           | QB  |
| 11 | Julian Edelman        | WR  |
| 12 | Tom Brady             | QB  |
| 14 | Zoltan Mesko          | P   |
| 17 | Taylor Price          | WR  |
| 18 | Matthew Slater        | WR  |
| 19 | Brandon Tate          | WR  |
| 21 | Fred Taylor           | RB  |
| 22 | Thomas Clayton        | RB  |
| 25 | Patrick Chung         | S   |
| 27 | Kyle Arrington        | CB  |
| 28 | Darius Butler         | CB  |
| 29 | Tony Carter           | CB  |
| 31 | Brandon Meriweather   | S   |
| 32 | Devin McCourty        | CB  |
| 34 | Sammy Morris          | RB  |
| 36 | James Sanders         | S   |
| 38 | Sergio Brown          | S   |
| 39 | Danny Woodhead        | RB  |
| 42 | BenJarvus Green-Ellis | RB  |
| 44 | Jarrad Page           | S   |
| 48 | Matt Katula           | LS  |
| 50 | Rob Ninkovich         | LB  |
| 51 | Jerod Mayo            | LB  |
| 52 | Dane Fletcher         | LB  |
| 55 | Brandon Spikes        | LB  |
| 58 | Tracy White           | LB  |
| 59 | Gary Guyton           | LB  |
| 60 | Rich Ohmberger        | OL  |
| 62 | Ryan Wendell          | C   |
| 63 | Dan Connolly          | OL  |
| 64 | Mark LeVoi            | T   |
| 66 | Louis Leonard         | DL  |
| 67 | Dan Koppen            | C   |
| 69 | Quinn Ojinnaka        | OL  |
| 70 | Logan Mankins         | G   |
| 71 | Brandon Deaderick     | DL  |
| 72 | Matt Light            | T   |
| 74 | Kyle Love             | DL  |
| 75 | Vince Wilfork         | NT  |
| 76 | Sebastian Vollmer     | OL  |
| 82 | Alge Crumpler         | TE  |
| 83 | Wes Welker            | WR  |
| 84 | Deion Branch          | WR  |
| 85 | Aaron Hernandez       | TE  |
| 87 | Rob Gronkowski        | TE  |
| 91 | Myron Pryor           | DL  |
| 92 | Gerard Warren         | DL  |
| 95 | Tully Banta-Cain      | LB  |
| 96 | Jermaine Cunningham   | LB  |
| 97 | Ron Brace             | DL  |
| 98 | Eric Moore            | DL  |
| 99 | Mike Wright           | DL  |

### PRACTICE SQUAD

| #  | NAME                | POS | HT   | WT  | BORN       | YR | COLLEGE   | H.S. HOMETOWN      |
|----|---------------------|-----|------|-----|------------|----|-----------|--------------------|
| 68 | Austin, Thomas      | OL  | 6-4  | 310 | 11/14/1986 | R  | Clemson   | Camden, S.C.       |
| 86 | Butler, Carson      | TE  | 6-4  | 260 | 8/21/1987  | 1  | Michigan  | Detroit, Mich.     |
| 7  | Crompton, Jonathan  | QB  | 6-3  | 222 | 7/25/1987  | R  | Tennessee | Waynesville, N.C.  |
| 65 | Maneri, Steve       | T   | 6-6  | 290 | 3/20/1988  | R  | Temple    | Saddle Brook, N.J. |
| 43 | Turner, Thad        | CB  | 5-11 | 188 | 4/30/1987  | R  | Ohio      | Marietta, Ga.      |
| 35 | Ventrone, Ross      | S   | 5-8  | 190 | 9/27/1986  | R  | Villanova | Pittsburgh, Pa.    |
| 93 | Washington, Lorenzo | DL  | 6-4  | 296 | 12/2/1986  | R  | Alabama   | Loganville, Ga.    |

### PRACTICE SQUAD

| #  | NAME               | POS |
|----|--------------------|-----|
| 7  | Jonathan Crompton  | QB  |
| 35 | Ross Ventrone      | S   |
| 43 | Thad Turner        | CB  |
| 65 | Steve Maneri       | T   |
| 68 | Thomas Austin      | OL  |
| 86 | Carson Butler      | TE  |
| 93 | Lorenzo Washington | DL  |

### RESERVE/INJURED LIST

| #  | NAME                | POS | HT   | WT  | BORN       | YR | COLLEGE               | H.S. HOMETOWN       |
|----|---------------------|-----|------|-----|------------|----|-----------------------|---------------------|
|    | Barrett, Josh       | S   | 6-2  | 225 | 11/22/1984 | 3  | Arizona State         | Reno, Nev.          |
| 23 | Bodden, Leigh       | CB  | 6-1  | 193 | 9/24/1981  | 8  | Duquesne              | Hyattsville, Md.    |
| 33 | Faulk, Kevin        | RB  | 5-8  | 202 | 6/5/1976   | 12 | Louisiana State       | Carencro, La.       |
| 3  | Gostkowski, Stephen | K   | 6-1  | 215 | 1/28/1984  | 5  | Memphis               | Madison, Miss.      |
| 77 | Kaczur, Nick        | T   | 6-4  | 315 | 7/28/1979  | 6  | Toledo                | Brantford, Ontario  |
| 26 | Lockett, Bret       | DB  | 6-1  | 220 | 10/7/1986  | 2  | UCLA                  | Diamond Bar, Calif. |
| 30 | McGowan, Brandon    | S   | 5-11 | 210 | 9/26/1983  | 6  | Maine                 | Jersey City, N.J.   |
| 61 | Neal, Stephen       | G   | 6-4  | 305 | 10/9/1976  | 9  | Cal State-Bakersfield | San Diego, Calif.   |
| 90 | Richard, Darryl     | DL  | 6-4  | 295 | 6/17/1986  | 1  | Georgia Tech          | Destrehan, La.      |
| 94 | Warren, Ty          | DL  | 6-5  | 300 | 2/6/1981   | 8  | Texas A&M             | Bryan, Texas        |
| 66 | Weston, Kade        | DL  | 6-5  | 315 | 11/29/1986 | R  | Georgia               | Red Bank, N.J.      |
| 24 | Wilhite, Jonathan   | CB  | 5-11 | 185 | 2/23/1984  | 3  | Auburn                | Monroe, La.         |

### RESERVE/INJURED LIST

| #  | NAME               | POS |
|----|--------------------|-----|
| 3  | Stephen Gostkowski | K   |
| 23 | Leigh Bodden       | CB  |
| 24 | Jonathan Wilhite   | CB  |
| 26 | Bret Lockett       | DB  |
| 30 | Brandon McGowan    | S   |
| 33 | Kevin Faulk        | RB  |
| 61 | Stephen Neal       | G   |
| 66 | Kade Weston        | DL  |
| 77 | Nick Kaczur        | T   |
| 90 | Darryl Richard     | DL  |
| 94 | Ty Warren          | DL  |
|    | Josh Barrett       | S   |

### PRACTICE SQUAD/INJURED

| #  | NAME             | POS | HT   | WT  | BORN       | YR | COLLEGE      | H.S. HOMETOWN |
|----|------------------|-----|------|-----|------------|----|--------------|---------------|
| 10 | Jenkins, Darnell | WR  | 5-10 | 191 | 12/31/1982 | 1  | Miami (Fla.) | Miami, Fla.   |

### PRACTICE SQUAD/INJURED

| #  | NAME            | POS |
|----|-----------------|-----|
| 10 | Darnell Jenkins | WR  |

### RESERVE/MILITARY LIST

| #  | NAME          | POS | HT   | WT  | BORN      | YR | COLLEGE | H.S. HOMETOWN  |
|----|---------------|-----|------|-----|-----------|----|---------|----------------|
| 15 | Barnes, Tyree | WR  | 6-0  | 196 | 4/15/1986 | 1  | Navy    | Hampton, Va.   |
| 44 | Kettani, Eric | RB  | 5-11 | 235 | 3/26/1987 | 1  | Navy    | Kirtland, Ohio |
| 15 | White, Shun   | WR  | 5-8  | 195 | 12/9/1985 | 1  | Navy    | Memphis, Tenn. |

### RESERVE/MILITARY LIST

| #  | NAME         | POS |
|----|--------------|-----|
| 15 | Tyree Barnes | WR  |
| 15 | Shun White   | WR  |
| 44 | Eric Kettani | RB  |

### HEAD COACH: BILL BELICHICK

**ASSISTANTS:** Josh Boyer, Defensive Backs; Corwin Brown, Defensive Backs; Ivan Fears, Running Backs; Brian Ferentz, Offensive Assistant Coach; Brian Flores, Assistant Coach Offense/Special Teams; Patrick Graham, Defensive Assistant Coach; Pepper Johnson, Defensive Line; Harold Nash, Assistant Strength and Conditioning; Bill O'Brien, Quarterbacks; Scott O'Brien, Special Teams; Chad O'Shea, Receivers; Matt Patricia, Linebackers; Dante Scarnecchia, Assistant Head Coach/Offensive Line; Mike Woicik, Strength and Conditioning



# 2010 Numerical Roster

December 21, 2010

| #  | NAME                  | POS | HT   | WT  | AGE | YR | COLLEGE                | HOW ACQ.    |
|----|-----------------------|-----|------|-----|-----|----|------------------------|-------------|
| 5  | Shayne Graham         | K   | 6-0  | 214 | 33  | 10 | Virginia Tech          | FA-10       |
| 8  | Brian Hoyer           | QB  | 6-2  | 215 | 25  | 2  | Michigan State         | FA-09       |
| 11 | Julian Edelman        | WR  | 5-10 | 198 | 24  | 2  | Kent State             | D7a-09      |
| 12 | Tom Brady             | QB  | 6-4  | 225 | 33  | 11 | Michigan               | D6b-00      |
| 14 | Zoltan Mesko          | P   | 6-5  | 231 | 24  | R  | Michigan               | D5-10       |
| 17 | Taylor Price          | WR  | 6-0  | 205 | 23  | R  | Ohio                   | D3-10       |
| 18 | Matthew Slater        | WR  | 6-0  | 200 | 25  | 3  | UCLA                   | D5-08       |
| 19 | Brandon Tate          | WR  | 6-1  | 195 | 23  | 2  | North Carolina         | D3a-09      |
| 21 | Fred Taylor           | RB  | 6-1  | 228 | 34  | 13 | Florida                | FA(JAX)-09  |
| 22 | Thomas Clayton        | RB  | 5-11 | 220 | 26  | 2  | Kansas State           | CW(CLE)-10  |
| 25 | Patrick Chung         | S   | 5-11 | 212 | 23  | 2  | Oregon                 | D2a-09      |
| 27 | Kyle Arrington        | CB  | 5-10 | 196 | 24  | 2  | Hofstra                | FA-09       |
| 28 | Darius Butler         | CB  | 5-10 | 190 | 24  | 2  | Connecticut            | D2c-09      |
| 29 | Tony Carter           | CB  | 5-9  | 175 | 24  | 2  | Florida State          | FA-10       |
| 31 | Brandon Meriweather   | S   | 5-11 | 200 | 26  | 4  | Miami (Fla.)           | D1-07       |
| 32 | Devin McCourty        | CB  | 5-10 | 193 | 23  | R  | Rutgers                | D1-10       |
| 34 | Sammy Morris          | RB  | 6-0  | 220 | 33  | 11 | Texas Tech             | UFA(MIA)-07 |
| 36 | James Sanders         | S   | 5-10 | 210 | 27  | 6  | Fresno State           | D4-05       |
| 38 | Sergio Brown          | S   | 6-2  | 210 | 22  | R  | Notre Dame             | FA-10       |
| 39 | Danny Woodhead        | RB  | 5-8  | 195 | 25  | 3  | Chadron State          | FA-10       |
| 42 | BenJarvus Green-Ellis | RB  | 5-11 | 215 | 25  | 3  | Mississippi            | FA-08       |
| 44 | Jarrad Page           | S   | 6-0  | 225 | 26  | 5  | UCLA                   | TR(KC)-10   |
| 48 | Matt Katula           | LS  | 6-6  | 265 | 28  | 6  | Wisconsin              | FA-10       |
| 50 | Rob Ninkovich         | LB  | 6-2  | 255 | 26  | 5  | Purdue                 | FA-09       |
| 51 | Jerod Mayo            | LB  | 6-1  | 245 | 24  | 3  | Tennessee              | D1-08       |
| 52 | Dane Fletcher         | LB  | 6-2  | 244 | 24  | R  | Montana State          | FA-10       |
| 55 | Brandon Spikes        | LB  | 6-2  | 250 | 23  | R  | Florida                | D2c-10      |
| 58 | Tracy White           | LB  | 6-0  | 230 | 29  | 8  | Howard                 | TR(PHI)-10  |
| 59 | Gary Guyton           | LB  | 6-3  | 245 | 25  | 3  | Georgia Tech           | FA-08       |
| 60 | Rich Ohrmberger       | OL  | 6-2  | 300 | 24  | 2  | Penn State             | D4-09       |
| 62 | Ryan Wendell          | C   | 6-2  | 290 | 24  | 2  | Fresno State           | FA-08       |
| 63 | Dan Connolly          | OL  | 6-4  | 313 | 28  | 5  | Southeast Missouri St. | FA(JAX)-08  |
| 64 | Mark LeVoi            | T   | 6-7  | 310 | 28  | 4  | Notre Dame             | CW(STL)-08  |
| 66 | Louis Leonard         | DL  | 6-4  | 325 | 26  | 4  | Fresno State           | FA-10       |
| 67 | Dan Koppen            | C   | 6-2  | 296 | 31  | 8  | Boston College         | D5-03       |
| 69 | Quinn Ojinnaka        | OL  | 6-5  | 295 | 26  | 5  | Syracuse               | TR(ATL)-10  |
| 70 | Logan Mankins         | G   | 6-4  | 310 | 28  | 6  | Fresno State           | D1-05       |
| 71 | Brandon Deaderick     | DL  | 6-4  | 305 | 23  | R  | Alabama                | D7b-10      |
| 72 | Matt Light            | T   | 6-4  | 305 | 32  | 10 | Purdue                 | D2-01       |
| 74 | Kyle Love             | DL  | 6-1  | 310 | 24  | R  | Mississippi State      | FA-10       |
| 75 | Vince Wilfork         | NT  | 6-2  | 325 | 29  | 7  | Miami (Fla.)           | D1a-04      |
| 76 | Sebastian Vollmer     | OL  | 6-8  | 315 | 26  | 2  | Houston                | D2d-09      |
| 82 | Alge Crumpler         | TE  | 6-2  | 275 | 32  | 10 | North Carolina         | FA(TEN)-10  |
| 83 | Wes Welker            | WR  | 5-9  | 185 | 29  | 7  | Texas Tech             | TR(MIA)-07  |
| 84 | Deion Branch          | WR  | 5-9  | 195 | 31  | 9  | Louisville             | TR(SEA)-10  |
| 85 | Aaron Hernandez       | TE  | 6-1  | 245 | 21  | R  | Florida                | D4-10       |
| 87 | Rob Gronkowski        | TE  | 6-6  | 265 | 21  | R  | Arizona                | D2a-10      |
| 91 | Myron Pryor           | DL  | 6-1  | 310 | 24  | 2  | Kentucky               | D6b-09      |
| 92 | Gerard Warren         | DL  | 6-4  | 325 | 32  | 10 | Florida                | FA(OAK)-10  |
| 95 | Tully Banta-Cain      | LB  | 6-2  | 250 | 30  | 8  | California             | FA(SF)-09   |
| 96 | Jermaine Cunningham   | LB  | 6-3  | 260 | 22  | R  | Florida                | D2b-10      |
| 97 | Ron Brace             | DL  | 6-3  | 330 | 24  | 2  | Boston College         | D2b-09      |
| 98 | Eric Moore            | DL  | 6-4  | 268 | 29  | 5  | Florida State          | FA-10       |
| 99 | Mike Wright           | DL  | 6-4  | 295 | 28  | 6  | Cincinnati             | FA-05       |

## PRACTICE SQUAD

| #  | NAME               | POS | HT   | WT  | AGE | YR | COLLEGE   | HOW ACQ.   |
|----|--------------------|-----|------|-----|-----|----|-----------|------------|
| 7  | Jonathan Crompton  | QB  | 6-3  | 222 | 23  | R  | Tennessee | FA-10      |
| 35 | Ross Ventrone      | S   | 5-8  | 190 | 24  | R  | Villanova | FA-10      |
| 43 | Thad Turner        | K   | 5-11 | 188 | 23  | R  | Ohio      | FA-10      |
| 65 | Steve Maneri       | T   | 6-6  | 290 | 22  | R  | Temple    | CW(HOU)-10 |
| 68 | Thomas Austin      | OL  | 6-4  | 310 | 24  | R  | Clemson   | FA-10      |
| 86 | Carson Butler      | TE  | 6-4  | 260 | 23  | 1  | Michigan  | FA-10      |
| 93 | Lorenzo Washington | DL  | 6-4  | 296 | 24  | R  | Alabama   | FA-10      |

## RESERVE/INJURED LIST

| #  | NAME               | POS | HT   | WT  | AGE | YR | COLLEGE               | INJURY (IR date)     |
|----|--------------------|-----|------|-----|-----|----|-----------------------|----------------------|
| 3  | Stephen Gostkowski | K   | 6-1  | 215 | 26  | 5  | Memphis               | thigh (11/10/10)     |
| 23 | Leigh Bodden       | CB  | 6-1  | 193 | 29  | 8  | Duquesne              | shoulder (8/31/10)   |
| 24 | Jonathan Wilhite   | CB  | 5-11 | 185 | 26  | 3  | Auburn                | hamstring (12/15/10) |
| 26 | Bret Lockett       | DB  | 6-1  | 220 | 24  | 2  | UCLA                  | chest (8/31/10)      |
| 30 | Brandon McGowan    | S   | 5-11 | 210 | 27  | 6  | Maine                 | chest (9/4/10)       |
| 33 | Kevin Faulk        | RB  | 5-8  | 202 | 34  | 12 | Louisiana State       | knee (9/22/10)       |
| 61 | Stephen Neal       | G   | 6-4  | 305 | 34  | 9  | Cal State-Bakersfield | shoulder(12/2/10)    |
| 66 | Kade Weston        | DL  | 6-5  | 315 | 24  | R  | Georgia               | abdomen (8/24/10)    |
| 77 | Nick Kaczur        | T   | 6-4  | 315 | 31  | 6  | Toledo                | back (10/12/10)      |
| 90 | Darryl Richard     | DL  | 6-4  | 295 | 24  | 1  | Georgia Tech          | foot (8/31/10)       |
| 94 | Ty Warren          | DL  | 6-5  | 300 | 29  | 8  | Texas A&M             | hip (8/13/10)        |
|    | Josh Barrett       | S   | 6-2  | 225 | 26  | 3  | Arizona State         | shoulder (8/31/10)   |

## PRACTICE SQUAD/INJURED

| #  | NAME            | POS | HT   | WT  | AGE | YR | COLLEGE      | INJURY (IR date) |
|----|-----------------|-----|------|-----|-----|----|--------------|------------------|
| 10 | Darnell Jenkins | WR  | 5-10 | 191 | 27  | 1  | Miami (Fla.) | knee (11/3/10)   |

## RESERVE/MILITARY LIST

| #  | NAME         | POS | HT   | WT  | AGE | YR | COLLEGE | DATE       |
|----|--------------|-----|------|-----|-----|----|---------|------------|
| 15 | Tyree Barnes | WR  | 6-0  | 196 | 24  | 1  | Navy    | July, 23   |
| 15 | Shun White   | WR  | 5-8  | 195 | 25  | 1  | Navy    | August, 17 |
| 44 | Eric Kettani | RB  | 5-11 | 235 | 23  | 1  | Navy    | July, 23   |





# 2010 Positional Roster

December 21, 2010

## DEFENSE (26)

| #                         | NAME                 | POS | HT   | WT  | BORN       | YR | COLLEGE           | H.S. HOMETOWN            |
|---------------------------|----------------------|-----|------|-----|------------|----|-------------------|--------------------------|
| <b>DEFENSIVE LINE (9)</b> |                      |     |      |     |            |    |                   |                          |
| 97                        | Brace, Ron           | DL  | 6-3  | 330 | 12/18/1986 | 2  | Boston College    | Worcester, Mass.         |
| 71                        | Deaderick, Brandon   | DL  | 6-4  | 305 | 8/19/1987  | R  | Alabama           | Elizabethtown, Ky.       |
| 66                        | Leonard, Louis       | DL  | 6-4  | 325 | 7/16/1984  | 4  | Fresno State      | Los Angeles, Calif.      |
| 74                        | Love, Kyle           | DL  | 6-1  | 310 | 11/18/1986 | R  | Mississippi State | Fairburn, Ga.            |
| 98                        | Moore, Eric          | DL  | 6-4  | 268 | 2/28/1981  | 5  | Florida State     | Pahokee, Fla.            |
| 91                        | Pryor, Myron         | DL  | 6-1  | 310 | 6/13/1986  | 2  | Kentucky          | Louisville, Ky.          |
| 92                        | Warren, Gerard       | DL  | 6-4  | 325 | 7/25/1978  | 10 | Florida           | Lake Butler, Fla.        |
| 75                        | Wilfork, Vince       | NT  | 6-2  | 325 | 11/4/1981  | 7  | Miami (Fla.)      | Boynton Beach, Fla.      |
| 99                        | Wright, Mike         | DL  | 6-4  | 295 | 3/1/1982   | 6  | Cincinnati        | Cincinnati, Ohio         |
| <b>LINEBACKER (8)</b>     |                      |     |      |     |            |    |                   |                          |
| 95                        | Banta-Cain, Tully    | LB  | 6-2  | 250 | 8/28/1980  | 8  | California        | Sunnyvale, Calif.        |
| 96                        | Cunningham, Jermaine | LB  | 6-3  | 260 | 4/24/1988  | R  | Florida           | Stone Mountain, Ga.      |
| 52                        | Fletcher, Dane       | LB  | 6-2  | 244 | 9/14/1986  | R  | Montana State     | Bozeman, Montana         |
| 59                        | Guyton, Gary         | LB  | 6-3  | 245 | 11/14/1985 | 3  | Georgia Tech      | Hinesville, Ga.          |
| 51                        | Mayo, Jerod          | LB  | 6-1  | 245 | 2/23/1986  | 3  | Tennessee         | Hampton, Va.             |
| 50                        | Ninkovich, Rob       | LB  | 6-2  | 255 | 2/1/1984   | 5  | Purdue            | Blue Island, Ill.        |
| 55                        | Spikes, Brandon      | LB  | 6-2  | 250 | 9/3/1987   | R  | Florida           | Shelby, N.C.             |
| 58                        | White, Tracy         | LB  | 6-0  | 230 | 4/14/1981  | 8  | Howard            | St. Stephen, S.C.        |
| <b>DEFENSIVE BACK (9)</b> |                      |     |      |     |            |    |                   |                          |
| 27                        | Arrington, Kyle      | CB  | 5-10 | 196 | 8/12/1986  | 2  | Hofstra           | Accokeek, Md.            |
| 38                        | Brown, Sergio        | S   | 6-2  | 210 | 5/22/1988  | R  | Notre Dame        | Maywood, Ill.            |
| 28                        | Butler, Darius       | CB  | 5-10 | 190 | 3/18/1986  | 2  | Connecticut       | Ft. Lauderdale, Fla.     |
| 25                        | Chung, Patrick       | S   | 5-11 | 212 | 8/19/1987  | 2  | Oregon            | Rancho Cucamonga, Calif. |
| 29                        | Carter, Tony         | CB  | 6-9  | 175 | 5/24/1986  | 2  | Florida State     | Jacksonville, Fla.       |
| 32                        | McCourty, Devin      | CB  | 5-10 | 193 | 8/13/1987  | R  | Rutgers           | Montvale, N.J.           |
| 31                        | Meriweather, Brandon | S   | 5-11 | 200 | 1/14/1984  | 4  | Miami (Fla.)      | Apopka, Fla.             |
| 44                        | Page, Jarrad         | S   | 6-0  | 225 | 10/19/1984 | 5  | UCLA              | San Leandro, Calif.      |
| 36                        | Sanders, James       | S   | 5-10 | 210 | 11/11/1983 | 6  | Fresno State      | Porterville, Calif.      |

## OFFENSE (25)

| #                         | NAME                   | POS | HT   | WT  | BORN       | YR | COLLEGE                | H.S. HOMETOWN          |
|---------------------------|------------------------|-----|------|-----|------------|----|------------------------|------------------------|
| <b>OFFENSIVE LINE (9)</b> |                        |     |      |     |            |    |                        |                        |
| 63                        | Connolly, Dan          | OL  | 6-4  | 313 | 9/2/1982   | 5  | Southeast Missouri St. | St. Louis, Mo.         |
| 67                        | Koppen, Dan            | C   | 6-2  | 296 | 9/12/1979  | 8  | Boston College         | Whitehall, Pa.         |
| 64                        | LeVoi, Mark            | T   | 6-7  | 310 | 7/29/1982  | 4  | Notre Dame             | Eden Prairie, Minn.    |
| 72                        | Light, Matt            | T   | 6-4  | 305 | 6/23/1978  | 10 | Purdue                 | Greenville, Ohio       |
| 70                        | Mankins, Logan         | G   | 6-4  | 310 | 3/10/1982  | 6  | Fresno State           | Catheys Valley, Calif. |
| 60                        | Ohmberger, Rich        | OL  | 6-2  | 300 | 2/14/1986  | 2  | Penn State             | East Meadow, N.Y.      |
| 69                        | Ojinnaka, Quinn        | OL  | 6-5  | 295 | 4/23/1984  | 5  | Syracuse               | Seabrook, Md.          |
| 76                        | Vollmer, Sebastian     | OL  | 6-8  | 315 | 7/10/1984  | 2  | Houston                | Kaarst, Germany        |
| 62                        | Wendell, Ryan          | C   | 6-2  | 290 | 3/4/1986   | 2  | Fresno State           | Diamond Bar, Calif.    |
| <b>QUARTERBACK (2)</b>    |                        |     |      |     |            |    |                        |                        |
| 12                        | Brady, Tom             | QB  | 6-4  | 225 | 8/3/1977   | 11 | Michigan               | San Mateo, Calif.      |
| 8                         | Hoyer, Brian           | QB  | 6-2  | 215 | 10/13/1985 | 2  | Michigan State         | North Olmsted, Ohio    |
| <b>WIDE RECEIVER (6)</b>  |                        |     |      |     |            |    |                        |                        |
| 84                        | Branch, Deion          | WR  | 5-9  | 195 | 7/18/1979  | 9  | Louisville             | Albany, Ga.            |
| 11                        | Edelman, Julian        | WR  | 5-10 | 198 | 5/22/1986  | 2  | Kent State             | Redwood City, Calif.   |
| 17                        | Price, Taylor          | WR  | 6-0  | 205 | 10/8/1987  | R  | Ohio                   | Hilliard, Ohio         |
| 18                        | Slater, Matthew        | WR  | 6-0  | 200 | 9/9/1985   | 3  | UCLA                   | Anaheim, Calif.        |
| 19                        | Tate, Brandon          | WR  | 6-1  | 195 | 10/5/1987  | 2  | North Carolina         | Burlington, N.C.       |
| 83                        | Welker, Wes            | WR  | 5-9  | 185 | 5/1/1981   | 7  | Texas Tech             | Oklahoma City, Okla.   |
| <b>RUNNING BACK (5)</b>   |                        |     |      |     |            |    |                        |                        |
| 22                        | Clayton, Thomas        | RB  | 5-11 | 220 | 4/26/1984  | 2  | Kansas State           | Alexandria, Va.        |
| 42                        | Green-Ellis, BenJarvus | RB  | 5-11 | 215 | 7/2/1985   | 3  | Mississippi            | New Orleans, La.       |
| 34                        | Morris, Sammy          | RB  | 6-0  | 220 | 3/23/1977  | 11 | Texas Tech             | San Antonio, Texas     |
| 21                        | Taylor, Fred           | RB  | 6-1  | 228 | 1/27/1976  | 13 | Florida                | Belle Glade, Fla.      |
| 39                        | Woodhead, Danny        | RB  | 5-8  | 195 | 1/25/1985  | 3  | Chadron State          | North Platte, Ne.      |
| <b>TIGHT END (3)</b>      |                        |     |      |     |            |    |                        |                        |
| 82                        | Crumpler, Alge         | TE  | 6-2  | 275 | 12/23/1977 | 10 | North Carolina         | Wilmington, N.C.       |
| 87                        | Gronkowski, Rob        | TE  | 6-6  | 265 | 5/14/1989  | R  | Arizona                | Pittsburgh, Pa.        |
| 85                        | Hernandez, Aaron       | TE  | 6-1  | 245 | 11/6/1989  | R  | Florida                | Bristol, Conn.         |

## SPECIALISTS (3)

| #  | NAME           | POS | HT  | WT  | BORN      | YR | COLLEGE       | H.S. HOMETOWN   |
|----|----------------|-----|-----|-----|-----------|----|---------------|-----------------|
| 5  | Graham, Shayne | K   | 6-0 | 214 | 12/9/1977 | 10 | Virginia Tech | Radford, Va.    |
| 48 | Katula, Matt   | LS  | 6-6 | 265 | 8/22/1982 | 6  | Wisconsin     | Waukesha, Wi.   |
| 14 | Mesko, Zoltan  | P   | 6-5 | 231 | 3/16/1986 | R  | Michigan      | Twinsburg, Ohio |

## RESERVE/INJURED (12)

| #                           | NAME                | POS | HT   | WT  | BORN       | YR | COLLEGE               | H.S. HOMETOWN       |
|-----------------------------|---------------------|-----|------|-----|------------|----|-----------------------|---------------------|
| <b>RESERVE/INJURED (12)</b> |                     |     |      |     |            |    |                       |                     |
|                             | Barrett, Josh       | S   | 6-2  | 225 | 11/22/1984 | 3  | Arizona State         | Reno, Nev.          |
| 23                          | Bodden, Leigh       | CB  | 6-1  | 193 | 9/24/1981  | 8  | Duquesne              | Hyattsville, Md.    |
| 33                          | Faulk, Kevin        | RB  | 5-8  | 202 | 6/5/1976   | 12 | Louisiana State       | Carencro, La.       |
| 3                           | Gostkowski, Stephen | K   | 6-1  | 215 | 1/28/1984  | 5  | Memphis               | Madison, Miss.      |
| 77                          | Kaczur, Nick        | T   | 6-4  | 315 | 7/28/1979  | 6  | Toledo                | Brantford, Ontario  |
| 26                          | Lockett, Bret       | DB  | 6-1  | 220 | 10/7/1986  | 2  | UCLA                  | Diamond Bar, Calif. |
| 30                          | McGowan, Brandon    | S   | 5-11 | 210 | 9/26/1983  | 6  | Maine                 | Jersey City, N.J.   |
| 61                          | Neal, Stephen       | G   | 6-4  | 305 | 10/9/1976  | 9  | Cal State-Bakersfield | San Diego, Calif.   |
| 90                          | Richard, Darryl     | DL  | 6-4  | 295 | 6/17/1986  | 1  | Georgia Tech          | Destrehan, La.      |
| 94                          | Warren, Ty          | DL  | 6-5  | 300 | 2/6/1981   | 8  | Texas A & M           | Bryan, Texas        |
| 66                          | Weston, Kade        | DL  | 6-5  | 315 | 11/29/1986 | R  | Georgia               | Red Bank, N.J.      |
| 24                          | Wilhite, Jonathan   | CB  | 5-11 | 185 | 2/23/1984  | 3  | Auburn                | Monroe, La.         |

## RESERVE/MILITARY (3)

| #                           | NAME          | POS | HT   | WT  | BORN      | YR | COLLEGE | H.S. HOMETOWN  |
|-----------------------------|---------------|-----|------|-----|-----------|----|---------|----------------|
| <b>RESERVE/MILITARY (3)</b> |               |     |      |     |           |    |         |                |
| 15                          | Barnes, Tyree | WR  | 6-0  | 196 | 4/15/1986 | 1  | Navy    | Hampton, Va.   |
| 44                          | Kettani, Eric | RB  | 5-11 | 235 | 3/26/1987 | 1  | Navy    | Kirtland, Ohio |
| 15                          | White, Shun   | WR  | 5-8  | 195 | 12/9/1985 | 1  | Navy    | Memphis, Tenn. |



# How The Patriots Were Built

UPDATED: December 21, 2010

| <u>YEAR</u> | <u>DRAFTEES (25)</u>  | <u>VETERAN FREE AGENTS (13)</u>   | <u>WAIVERS (2) /<br/>TRADES (5)</u>   | <u>ROOKIE AND FIRST-YEAR<br/>FREE AGENTS (9)</u>  |
|-------------|---|---|---|---|
| <b>2000</b> | Tom Brady (6b)  |   |   |   |
| <b>2001</b> | Matt Light (2)  |   |   |   |
| <b>2003</b> | Dan Koppen (5)  |   |   |   |
| <b>2004</b> | Vince Wilfork (1a)  |   |   |   |
| <b>2005</b> | Logan Mankins (1)<br>James Sanders (4)  |   |   | Mike Wright (fa)  |
| <b>2007</b> | Brandon Meriweather (1)   | Sammy Morris (5)(MIA)   | Wes Welker (fa)(tr-MIA)   |   |
| <b>2008</b> | Jerod Mayo (1)<br>Matthew Slater (5)  | Dan Connolly (fa)(JAX)  | Mark LeVoire (fa) CW (STL)  | BenJarvus Green-Ellis (fa)<br>Gary Guyton (fa)  |
| <b>2009</b> | Patrick Chung (2a)<br>Ron Brace (2b)<br>Darius Butler (2c)<br>Sebastian Vollmer (2d)<br>Brandon Tate (2a)<br>Rich Ohrnberger (4)<br>Myron Pryor (6b)<br>Julian Edelman (7a)           | Tully Banta-Cain (7)(SF)<br>Rob Ninkovich (5)(NO)<br>Fred Taylor (1)(JAX)   |   | Kyle Arrington (fa) (PHI)<br>Brian Hoyer (fa)<br>Ryan Wendell (fa)                              |
| <b>2010</b> | Devin McCourty (1)<br>Rob Gronkowski (2a)<br>Jermaine Cunningham (2b)<br>Brandon Spikes (2c)<br>Taylor Price (3)<br>Aaron Hernandez (4)<br>Zoltan Mesko (5)<br>Brandon Deaderick (7b) | Tony Carter (fa)(DEN)<br>Alge Crumpler (2)(TEN)<br>Shayne Graham (fa)(NO)<br>Matt Katula (fa)(BAL)<br>Louis Leonard (fa)(CAR)<br>Eric Moore (fa)(CAR)<br>Gerard Warren (1)(OAK)<br>Danny Woodhead (fa)(NYJ) | Deion Branch (2) (tr-SEA)<br>Thomas Clayton (6) CW (CLE)<br>Quinn Ojinnaka (5) (tr-ATL)<br>Jarrad Page (7) (tr-KC)<br>Tracy White (fa) (tr-PHI)   | Sergio Brown (fa)<br>Dane Fletcher (fa)<br>Kyle Love (fa)                                       |
|             |   |   | <b><u>RESERVE/INJURED (12)</u></b><br>Josh Barrett<br>Leigh Bodden<br>Kevin Faulk<br>Stephen Gostkowski<br>Nick Kaczur<br>Bret Lockett<br>Brandon McGowan<br>Stephen Neal<br>Darryl Richard<br>Ty Warren<br>Kade Weston<br>Jonathan Wilhite | <b><u>RESERVE/MILITARY (3)</u></b><br>Tyree Barnes (fa)<br>Eric Kettani (fa)<br>Shun White (fa) |

**NOTE:** Team in parenthesis is the player's prior team  
 (#) – indicates round drafted  
 (fa) – indicates non-drafted free agents



# 2010 Transactions

UPDATED: December 21, 2010

## JANUARY, 2010

|           |                  |        |
|-----------|------------------|--------|
| 1/13/2010 | Agnone, Robbie   | Signed |
| 1/13/2010 | Davis, Bruce     | Signed |
| 1/13/2010 | Grady, Adrian    | Signed |
| 1/13/2010 | Jenkins, Darnell | Signed |
| 1/13/2010 | Myers, Rob       | Signed |
| 1/13/2010 | Richard, Darryl  | Signed |
| 1/13/2010 | Rowe, Jeff       | Signed |

## FEBRUARY, 2010

|           |                |                             |
|-----------|----------------|-----------------------------|
| 2/22/2010 | Wilfork, Vince | Designated Franchise Player |
| 2/24/2010 | Patten, David  | Signed                      |

## MARCH, 2010

|           |                   |                   |
|-----------|-------------------|-------------------|
| 3/4/2010  | Mankins, Logan    | Tendered contract |
| 3/4/2010  | Gostkowski, S.    | Tendered contract |
| 3/4/2010  | Woods, Pierre     | Tendered contract |
| 3/4/2010  | Baker, Chris      | Released          |
| 3/5/2010  | Banta-Cain, Tully | Re-signed         |
| 3/9/2010  | Wilfork, Vince    | Re-signed         |
| 3/9/2010  | Neal, Stephen     | Re-signed         |
| 3/11/2010 | Faulk, Kevin      | Re-signed         |
| 3/12/2010 | Bodden, Leigh     | Re-signed         |
| 3/12/2010 | Murrell, Marques  | Signed            |
| 3/24/2010 | Crumpler, Alge    | Signed            |

## APRIL, 2010

|           |                    |          |
|-----------|--------------------|----------|
| 4/10/2010 | Lewis, Damione     | Signed   |
| 4/14/2010 | King, David        | Signed   |
| 4/20/2010 | Holt, Torry        | Signed   |
| 4/21/2010 | Gordon, Amon       | Signed   |
| 4/22/2010 | McCourty, Devin    | Drafted  |
| 4/23/2010 | Gronkowski, Rob    | Drafted  |
| 4/23/2010 | Cunningham, J.     | Drafted  |
| 4/23/2010 | Spikes, Brandon    | Drafted  |
| 4/23/2010 | Price, Taylor      | Drafted  |
| 4/24/2010 | Hernandez, Aaron   | Drafted  |
| 4/24/2010 | Mesko, Zoltan      | Drafted  |
| 4/24/2010 | Larsen, Ted        | Drafted  |
| 4/24/2010 | Welch, Thomas      | Drafted  |
| 4/24/2010 | Deaderick, Brandon | Drafted  |
| 4/24/2010 | Weston, Kade       | Drafted  |
| 4/24/2010 | Robinson, Zac      | Drafted  |
| 4/24/2010 | Warren, Gerard     | Signed   |
| 4/26/2010 | Thomas, Adalius    | Released |
| 4/29/2010 | Anderson, Bryan    | Signed   |
| 4/29/2010 | Brown, Sergio      | Signed   |
| 4/29/2010 | Fletcher, Dane     | Signed   |
| 4/29/2010 | Johnson, Terrence  | Signed   |
| 4/29/2010 | Love, Kyle         | Signed   |
| 4/29/2010 | Paschall, Pat      | Signed   |
| 4/29/2010 | Ventrone, Ross     | Signed   |
| 4/29/2010 | Wise, John         | Signed   |

## MAY, 2010

|           |                  |                               |
|-----------|------------------|-------------------------------|
| 5/3/2010  | Farnham, Buddy   | Signed                        |
| 5/10/2010 | Taylor, Chris    | Signed                        |
| 5/18/2010 | Larsen, Ted      | Signed/Draft Choice           |
| 5/18/2010 | Springs, Shawn   | Released                      |
| 5/21/2010 | Agnone, Robbie   | Released                      |
| 5/21/2010 | Rowe, Jeff       | Released                      |
| 5/24/2010 | Teel, Mike       | Claimed off Waivers (Seattle) |
| 5/25/2010 | Price, Taylor    | Signed/Draft Choice           |
| 5/27/2010 | Burgess, Derrick | Re-signed                     |
| 5/27/2010 | Davis, Bruce     | Released                      |
| 5/27/2010 | Stanback, Isaiah | Released                      |

## JUNE, 2010

|           |                  |                     |
|-----------|------------------|---------------------|
| 6/4/2010  | Welch, Thomas    | Signed/Draft Choice |
| 6/8/2010  | Hernandez, Aaron | Signed/Draft Choice |
| 6/10/2010 | Gordon, Amon     | Released            |
| 6/11/2010 | Clayton, Thomas  | Signed              |
| 6/11/2010 | Anderson, Bryan  | Released            |
| 6/11/2010 | King, David      | Released            |
| 6/11/2010 | Teel, Mike       | Released            |
| 6/16/2010 | Mesko, Zoltan    | Signed/Draft Choice |
| 6/24/2010 | Paschall, Pat    | Released            |

## JULY, 2010

|           |                      |                       |
|-----------|----------------------|-----------------------|
| 7/12/2010 | Deaderick, Brandon   | Signed/Draft Choice   |
| 7/21/2010 | Weston, Kade         | Signed/Draft Choice   |
| 7/21/2010 | Robinson, Zac        | Signed/Draft Choice   |
| 7/25/2010 | Gronkowski, Rob      | Signed/Draft Choice   |
| 7/25/2010 | Cunningham, Jermaine | Signed/Draft Choice   |
| 7/27/2010 | Spikes, Brandon      | Signed/Draft Choice   |
| 7/28/2010 | McCourty, Devin      | Signed/Draft Choice   |
| 7/28/2010 | Crabbe, Shawn        | Released              |
| 7/29/2010 | Burgess, Derrick     | Placed on reserve/DNR |
| 7/31/2010 | Patten, David        | Retired               |

## AUGUST, 2010

|           |                      |                                       |
|-----------|----------------------|---------------------------------------|
| 8/2/2010  | Butler, Carson       | Signed                                |
| 8/2/2010  | Owens, Rod           | signed                                |
| 8/4/2010  | Ghiaciu, Eric        | Signed                                |
| 8/4/2010  | Wise, John           | Released                              |
| 8/6/2010  | Barrett, Josh        | Claimed off waivers from Denver       |
| 8/6/2010  | Clayton, Thomas      | Released                              |
| 8/9/2010  | Stapleton, Darnell   | Signed                                |
| 8/9/2010  | Willingham, DeAngelo | Signed                                |
| 8/9/2010  | Grady, Adrian        | Released                              |
| 8/9/2010  | Farnham, Buddy       | Released                              |
| 8/11/2010 | Clayton, Thomas      | Signed                                |
| 8/11/2010 | Stapleton, Darnell   | Released                              |
| 8/13/2010 | Burgess, Derrick     | Reinstated to roster from reserve/DNR |
| 8/13/2010 | Warren, Ty           | Placed on Reserve/Injured (hip)       |
| 8/15/2010 | Farnham, Buddy       | Signed                                |
| 8/15/2010 | Simmons, Brian       | Signed                                |
| 8/15/2010 | Holt, Torry          | Placed on Reserve/Injured (knee)      |
| 8/20/2010 | Ventrone, Ross       | Released                              |
| 8/23/2010 | Ojinnaka, Quinn      | Acquired via trade (ATL)              |
| 8/23/2010 | Ventrone, Ross       | Signed                                |
| 8/23/2010 | Weston, Kade         | Released                              |
| 8/23/2010 | Johnson, Terrence    | Released                              |
| 8/24/2010 | Weston, Kade         | Placed on Reserve/Injured (abdomen)   |
| 8/29/2010 | Johnson, Terrence    | Signed                                |
| 8/29/2010 | Simmons, Brian       | Released                              |
| 8/31/2010 | Barrett, Josh        | Placed on Reserve/Injured (shoulder)  |
| 8/31/2010 | Bodden, Leigh        | Placed on Reserve/Injured (shoulder)  |
| 8/31/2010 | Lockett, Bret        | Placed on Reserve/Injured (chest)     |
| 8/31/2010 | Richard, Darryl      | Placed on Reserve/Injured (foot)      |
| 8/31/2010 | Johnson, Terrence    | Released                              |

## SEPTEMBER, 2010

|          |                      |                                   |
|----------|----------------------|-----------------------------------|
| 9/3/2010 | Ghiaciu, Eric        | Released                          |
| 9/3/2010 | Lewis, Damione       | Released                          |
| 9/4/2010 | Aiken, Sam           | Released                          |
| 9/4/2010 | Alexander, Eric      | Released                          |
| 9/4/2010 | Brown, Sergio        | Released                          |
| 9/4/2010 | Burgess, Derrick     | Released                          |
| 9/4/2010 | Bussey, George       | Released                          |
| 9/4/2010 | Butler, Carson       | Released                          |
| 9/4/2010 | Clayton, Thomas      | Released                          |
| 9/4/2010 | Farnham, Buddy       | Released                          |
| 9/4/2010 | Jenkins, Darnell     | Released                          |
| 9/4/2010 | Larsen, Ted          | Released                          |
| 9/4/2010 | Myers, Rob           | Released                          |
| 9/4/2010 | Ohrnberger, Rich     | Released                          |
| 9/4/2010 | Owens, Rod           | Released                          |
| 9/4/2010 | Robinson, Zac        | Released                          |
| 9/4/2010 | Taylor, Chris        | Released                          |
| 9/4/2010 | Ventrone, Ross       | Released                          |
| 9/4/2010 | Welch, Thomas        | Released                          |
| 9/4/2010 | Williams, Thomas     | Released                          |
| 9/4/2010 | Willingham, DeAngelo | Released                          |
| 9/4/2010 | Woods, Pierre        | Released                          |
| 9/4/2010 | McGowan, Brandon     | Placed on Reserve/Injured (chest) |
| 9/5/2010 | Page, Jarrad         | Acquired via trade (KC)           |
| 9/5/2010 | White, Tracy         | Acquired via trade (PHI)          |
| 9/5/2010 | Maneri, Steve        | Claimed off waivers from Houston  |
| 9/5/2010 | McKenzie, Tyrone     | Released                          |
| 9/6/2010 | Brown, Sergio        | Signed to the practice squad      |
| 9/6/2010 | Crabbe, Shawn        | Signed to the practice squad      |
| 9/6/2010 | Jenkins, Darnell     | Signed to the practice squad      |
| 9/6/2010 | Ohrnberger, Rich     | Signed to the practice squad      |



# 2010 TRANSACTIONS

## SEPTEMBER, 2010

|           |                   |                                    |
|-----------|-------------------|------------------------------------|
| 9/6/2010  | James, Javarris   | Signed to the practice squad       |
| 9/6/2010  | Mastrud, Jeron    | Signed to the practice squad       |
| 9/7/2010  | Carter, Tony      | Signed to the practice squad       |
| 9/7/2010  | McKenzie, Tyrone  | Signed to the practice squad       |
| 9/7/2010  | Miller, Prince    | Signed to the practice squad       |
| 9/7/2010  | Mastrud, Jeron    | Released from the practice squad   |
| 9/13/2010 | Murrell, Marques  | Released                           |
| 9/14/2010 | Maroney, Laurence | Traded to Denver                   |
| 9/15/2010 | Miller, Prince    | Signed by Baltimore                |
| 9/18/2010 | Woodhead, Danny   | Signed                             |
| 9/21/2010 | Butler, Carson    | Signed to the practice squad       |
| 9/22/2010 | Faulk, Kevin      | Placed on Reserve/Injured (knee)   |
| 9/25/2010 | Crable, Shawn     | Signed from the practice squad     |
| 9/27/2010 | Maneri, Steve     | Released                           |
| 9/29/2010 | Ohrnberger, Rich  | Signed from the practice squad     |
| 9/29/2010 | Austin, Thomas    | Signed to the practice squad       |
| 9/29/2010 | Maneri, Steve     | Signed to the practice squad       |
| 9/30/2010 | Clayton, Thomas   | Signed from the CLE practice squad |
| 9/30/2010 | Ojinnaka, Quinn   | Released                           |

## OCTOBER, 2010

|            |                 |                                  |
|------------|-----------------|----------------------------------|
| 10/5/2010  | James, Javarris | Released from the practice squad |
| 10/6/2010  | Moss, Randy     | Traded to Minnesota              |
| 10/7/2010  | Ojinnaka, Quinn | Signed                           |
| 10/7/2010  | Ratliff, Brett  | Signed to the practice squad     |
| 10/11/2010 | Ratliff, Brett  | Signed by Cleveland              |
| 10/12/2010 | Branch, Deion   | Acquired via trade (SEA)         |
| 10/12/2010 | Kaczur, Nick    | Placed on Reserve/Injured (back) |
| 10/19/2010 | Ventrone, Ross  | Signed to the practice squad     |
| 10/23/2010 | Brown, Sergio   | Signed from the practice squad   |
| 10/23/2010 | Clayton, Thomas | Released                         |

## NOVEMBER, 2010

|            |                     |   |
|------------|---------------------|---|
| 11/2/2010  | Mankins, Logan      | Reported to the team                    |
| 11/3/2010  | Crompton, Jonathan  | Signed to the practice squad            |
| 11/3/2010  | Washington, Lorenzo | Signed to the practice squad            |
| 11/3/2010  | Jenkins, Darnell    | Placed on practice squad/injured (knee) |
| 11/6/2010  | Mankins, Logan      | Actiavted to the 53-man roster          |
| 11/6/2010  | Wheatley, Terrence  | Released                                |
| 11/6/2010  | McKenzie, Tyrone    | Released from the practice squad        |
| 11/10/2010 | Graham, Shayne      | Signed                                  |
| 11/10/2010 | Katula, Matt        | Signed                                  |
| 11/10/2010 | Turner, Thad        | Sigend to the practice squad            |
| 11/10/2010 | Ingram, Jake        | Released                                |
| 11/10/2010 | Gostkowski, Stephen | Placed on Reserve/Injured (thigh)       |
| 11/16/2010 | Crable, Shawn       | Released                                |
| 11/17/2010 | Woods, Pierre       | Signed                                  |

## DECEMBER, 2010

|            |                   |                                       |
|------------|-------------------|---------------------------------------|
| 12/2/2010  | Neal, Stephen     | Placed on Reserve/Injured (shoulder)  |
| 12/2/2010  | Clayton, Thomas   | Claimed off waivers from Cleveland    |
| 12/3/2010  | Moore, Eric       | Signed                                |
| 12/3/2010  | Woods, Pierre     | Released                              |
| 12/10/2010 | Jackson, Chevis   | Signed                                |
| 12/15/2010 | Leonard, Louis    | Signed                                |
| 12/15/2010 | Wilhite, Jonathan | Placed on Reserve/Injured (hamstring) |
| 12/18/2010 | Carter, Tony      | Signed from the practice squad        |
| 12/18/2010 | Jackson, Chevis   | Released                              |



# UNOFFICIAL DEPTH CHART

Unofficial depth chart compiled by Patriots media relations, December 21, 2010

## OFFENSE

|                                     |                          |                           |
|-------------------------------------|--------------------------|---------------------------|
| <b>WR:</b> 83 Wes Welker            | 19 Brandon Tate          | 11 Julian Edelman         |
| <b>LT:</b> 72 Matt Light            | 64 Mark LeVoir           |                           |
| <b>LG:</b> 70 Logan Mankins         | 60 Rich Ohrnberger       |                           |
| <b>C:</b> 67 Dan Koppen             | 62 Ryan Wendell          |                           |
| <b>RG:</b> 63 Dan Connolly          | 69 Quinn Ojinnaka        |                           |
| <b>RT:</b> 76 Sebastian Vollmer     | 64 Mark LeVoir           |                           |
| <b>TE:</b> 82 Alge Crumpler         | <u>87 Rob Gronkowski</u> | <u>85 Aaron Hernandez</u> |
| <b>WR:</b> 84 Deion Branch          | 18 Matthew Slater        | <u>17 Taylor Price</u>    |
| <b>QB:</b> 12 Tom Brady             | 8 Brian Hoyer            |                           |
| <b>RB:</b> 21 Fred Taylor           | 34 Sammy Morris          | 22 Thomas Clayton         |
| <b>RB:</b> 42 BenJarvus Green-Ellis | 39 Danny Woodhead        |                           |

## DEFENSE

|   |                             |                        |
|---|-----------------------------|------------------------|
| <b>LE:</b> 92 Gerard Warren               | 97 Ron Brace                | 66 Louis Leonard       |
| <b>NT:</b> 75 Vince Wilfork               | 91 Myron Pryor              | <u>74 Kyle Love</u>    |
| <b>RE:</b> 99 Mike Wright                 | <u>71 Brandon Deaderick</u> | 98 Eric Moore          |
| <b>OLB:</b> 50 Rob Ninkovich              | <u>52 Dane Fletcher</u>     |                        |
| <b>ILB:</b> 51 Jerod Mayo                 | 58 Tracy White              |                        |
| <b>ILB:</b> <u>55 Brandon Spikes</u>      | 59 Gary Guyton              |                        |
| <b>OLB:</b> <u>96 Jermaine Cunningham</u> | 95 Tully Banta-Cain         |                        |
| <b>LCB:</b> <u>32 Devin McCourty</u>      | 29 Tony Carter              |                        |
| <b>RCB:</b> 27 Kyle Arrington             | 28 Darius Butler            |                        |
| <b>S:</b> 31 Brandon Meriweather          | 44 Jarrad Page              | <u>38 Sergio Brown</u> |
| <b>S:</b> 25 Patrick Chung                | 36 James Sanders            |                        |

## SPECIAL TEAMS

|                                  |                   |                 |
|----------------------------------|-------------------|-----------------|
| <b>K:</b> 5 Shayne Graham        | 83 Wes Welker     |                 |
| <b>P:</b> <u>14 Zoltan Mesko</u> |                   |                 |
| <b>H:</b> <u>14 Zoltan Mesko</u> | 8 Brian Hoyer     |                 |
| <b>PR:</b> 11 Julian Edelman     | 19 Brandon Tate   |                 |
| <b>KR:</b> 19 Brandon Tate       | 18 Matthew Slater | 34 Sammy Morris |
| <b>LS:</b> 48 Matt Katula        |                   |                 |

## PRONUNCIATION GUIDE

|                   |              |                |             |
|-------------------|--------------|----------------|-------------|
| Brandon Deaderick | DEAD-er-rick | Jerod Mayo     | je-ROD      |
| Matt Katula       | kuh-TOO-la   | Zoltan Mesko   | ZOLE-tahn   |
| Dan Koppen        | COPE-en      | Quinn Ojinnaka | O-ja-NAH-ka |
| Mark LeVoir       | la-VORE      | Jarrad Page    | JAIR-ed     |