



LOOKING AHEAD

2010 PATRIOTS/NFL CALENDAR

FEBRUARY, 2010

February 24-March 2 NFL Scouting Combine, Indianapolis, Ind.

MARCH, 2010

March 5Free Agency Begins
 March 21-24.....NFL Annual Meeting, Orlando, Florida

April, 2010

April 22-24.....NFL Draft, New York City

MAY, 2010

May 24-26.....NFL Spring Meeting, Dallas, Texas

2010 NFL DRAFT: FIRST-ROUND ORDER

#	Team	W	L	T	Strength/		
					Pct.	Schedule	Opp Rec
1.	St. Louis	1	15	0	.063	.520	133-123-0
2.	Detroit	2	14	0	.125	.523	134-122-0
3.	Tampa Bay	3	13	0	.188	.555	142-114-0
4.	Washington	4	12	0	.250	.492	126-130-0
5.	Kansas City	4	12	0	.250	.516	132-124-0
6.	Seattle	5	11	0	.313	.477	122-134-0
7.	Cleveland	5	11	0	.313	.512	131-125-0
8.	Oakland	5	11	0	.313	.527	135-121-0
9.	Buffalo	6	10	0	.375	.516	132-124-0
10.	#Denver (from CHI)	7	9	0	.438	.496	127-129-0
11.	#Jacksonville	7	9	0	.438	.496	127-129-0
12.	Miami	7	9	0	.438	.559	143-113-0
13.	San Francisco	8	8	0	.500	.477	122-134-0
14.	Seattle (from DEN)	8	8	0	.500	.527	135-121-0
15.	New York Giants	8	8	0	.500	.535	137-119-0
16.	#San Francisco (from CAR)	8	8	0	.500	.539	138-118-0
17.	#Tennessee	8	8	0	.500	.539	138-118-0
18.	Pittsburgh	9	7	0	.563	.488	125-131-0
19.	#Atlanta	9	7	0	.563	.504	129-127-0
20.	#Houston	9	7	0	.563	.504	129-127-0
21.	Cincinnati	10	6	0	.625	.492	126-130-0
22.	New England	10	6	0	.625	.516	132-124-0
23.	Green Bay	11	5	0	.688	.441	113-143-0
24.	Philadelphia	11	5	0	.688	.484	124-132-0
*	NY Jets	9	7	0	.563	.516	132-124-0
*	Baltimore	9	7	0	.563	.523	134-122-0
*	Arizona	10	6	0	.625	.445	114-142-0
*	Dallas	11	5	0	.688	.488	125-131-0
*	Minnesota	12	4	0	.750	.441	113-143-0
*	New Orleans	13	3	0	.813	.426	109-147-0
*	San Diego	13	3	0	.813	.453	116-140-0
*	Indianapolis	14	2	0	.875	.473	121-135-0

*-Draft position to be determined based on Super Bowl result. The Super Bowl winner will draft 32nd and the Super Bowl runner-up will draft 31st.
 # Subject to Coin Flip



PATRIOTS 2010 DRAFT STATUS

As of January 13, the Patriots possess eight selections in the 2010 NFL Draft, including four picks in the first two rounds. New England owns the 22nd pick in the first round. New England may receive additional selections in this year's draft when the NFL awards compensatory selections in late March. The draft will be held on April 22-24. The Patriots are without a third-round pick in 2010 due to a trade with Oakland in exchange for LB Derrick Burgess. The Patriots are without a fifth-round pick due to the trade with Tampa Bay for TE Alex Smith.

PATRIOTS 2010 DRAFT SELECTIONS

(Additional Compensatory Selections May Be Awarded)

Round	Selection	Overall	How Acquired
1.....	22.....	22.....	Assigned Selection
2A^.....	NA.....	NA.....	From Jacksonville
2B#.....	NA.....	NA.....	From Tennessee
2C.....	21.....	53.....	Assigned Selection
4.....	21.....	*.....	Assigned Selection
6.....	21.....	*.....	Assigned Selection
7A.....	22.....	*.....	Assigned Selection
7B@.....	24.....	*.....	From Philadelphia

Jacksonville's position in the draft is subject to a coin toss with Chicago, while Tennessee's position in the draft is subject to a coin toss with Carolina.

*-To be determined following assignment of compensatory selections

NOTES

2A^The Patriots acquired Jacksonville's 2010 second-round selection during a 2009 draft day trade. The Patriots acquired a 2009 seventh-round selection and a 2010 second-round selection in exchange for a 2009 third-round selection.

2B#The Patriots acquired Tennessee's 2010 second-round selection in a draft day trade in exchange for a 2009 third-round selection.

7B@The Patriots acquired Philadelphia's 2010 seventh-round selection in a draft day trade along with WR Greg Lewis in exchange for a 2009 fifth-round selection.

2010 PATRIOTS OPPONENTS

In 2010, the Patriots will play each of the other AFC East rivals twice and will play one game against each of the AFC North and NFC North teams. As the first-place team in the AFC East, the Patriots will play the first place teams of the AFC South (Indianapolis) and the AFC West (San Diego).

HOME

Team	W	L	Pct.	AWAY	Team	W	L	Pct.
Indianapolis Colts	14	2	.875	San Diego Chargers	13	3	.813	
Minnesota Vikings	12	4	.750	New York Jets	9	7	.563	
Green Bay Packers	11	5	.688	Pittsburgh Steelers	9	7	.563	
Cincinnati Bengals	10	6	.625	Miami Dolphins	7	9	.438	
Baltimore Ravens	9	7	.563	Chicago Bears	7	9	.438	
New York Jets	9	7	.563	Buffalo Bills	6	10	.375	
Miami Dolphins	7	9	.438	Cleveland Browns	5	11	.313	
Buffalo Bills	6	10	.375	Detroit Lions	2	14	.125	

Highlights of the Patriots' 2010 schedule

- The Patriots' 2010 opponents had an aggregate record of 136-120 (.531) in 2009.
- Nine of the Patriots' 16 games will be against teams that finished with a winning percentage of .500 or better in 2009.
- The Patriots will play five games against opponents that won 10 or more games in 2009.
- Six of the Patriots eight home games in 2010 will be against teams that made the playoffs in 2009.
- The Patriots will play two of the six NFC playoff teams.
- The Patriots will play all of the teams from the AFC Playoff field, including two games against AFC East rival New York Jets.
- The Patriots will host Indianapolis after traveling to face the Colts in Indianapolis four straight times.
- The Patriots will face the Jets at their new stadium, which is scheduled to open in the summer of 2010.
- The Patriots will attempt to avenge the 2009 Wild Card loss to Baltimore when they host the Ravens in a rematch at Gillette Stadium. It will be Baltimore's third trip to New England in the last two seasons.



2009 PLAYER ACCOMPLISHMENTS

2009 PLAYER OF THE WEEK HONORS

QB Tom Brady

- AFC Offensive Player of the Week
(Week 1 vs. Buffalo)
- AFC Offensive Player of the Week
(Week 6 vs. Tennessee)
- AFC Offensive Player of the Month (October)
- AFC Offensive Player of the Week
(Week 16 vs. Jacksonville)

S Brandon Meriweather

- AFC Defensive Player of the Week
(Week 7 at Tampa Bay)

K Stephen Gostkowski

- AFC Special Teams Player of the Week
(Week 9 vs. Miami)

CB Leigh Bodden

- AFC Defensive Player of the Week
(Week 11 vs. NY Jets)

WR Sam Aiken

- Selected to serve as special teams captain by his teammates.
- Scored his first career touchdown against Tampa Bay (10/25) on a 54-yard pass from Tom Brady.
- Registered the longest reception of his career on an 81-yard touchdown pass from Brady at Miami (12/6), the Patriots' longest play of the season.

DB Kyle Arrington

- Signed from practice squad (11/8) and finished second on the team with 17 special teams tackles. He had 17 special teams tackles in just eight games.
- Tallied five special teams tackles vs. Jacksonville (12/27), the highest single-game total by a Patriots player since the 2002 season (6, Larry Izzo on 9/22/02).

LB Tully Banta-Cain

- Set a single-season career high with 10.0 sacks. His previous best was the 5.5 sacks he had in 2006.
- The Patriots have now had a player finish the season with double-digit sacks 12 times.
- Set a career-high with a three-sack performance at Buffalo (12/20), all of which came in the final quarter to preserve a 17-10 Patriots victory.
- Set a career high with 60 tackles.

CB Leigh Bodden

- Named AFC Defensive Player of the Week (Week 11) after tying the Patriots team record with three interceptions vs. the NY Jets.
- Returned the first of his three interceptions in the Jets game for 53 yards and a touchdown, the first interception returned for a touchdown of his career (11/22).
- Finished tied for the team lead with five interceptions.

QB Tom Brady

- Named offensive co-captain by his teammates.
- Named AP Comeback Player of the Year.
- Named to his fifth Pro Bowl.
- Named AFC Offensive Player of the Month for October. Brady led New England to a 3-1 record in October, including a 59-0 win over Tennessee and a 38-7 win over Tampa Bay. He completed 92 of 131 passes (70.2 percent) for 1,161 yards, 12 touchdowns and a 121.7 passer rating during the month.
- Named AFC Offensive Player of the Week three times in 2009:
 - Week 1 vs. Buffalo after throwing two touchdown passes in the final two minutes to rally the Patriots from a 24-13 deficit to a 25-24 victory.
 - Week 6 vs. Tennessee after throwing for 380 yards and six touchdowns in a 59-0 victory.
 - Week 16 vs. Jacksonville after completing 23 of 26 passes for 267 yards with four touchdowns in a 35-7 victory.
- Finished the season with 4,398 passing yards (2nd highest of career) and 28 touchdowns (tied for the 2nd highest of his career).
- Became the Patriots' all-time leading passer, surpassing Drew Bledsoe on an 11-yard completion to WR Sam Aiken at New Orleans (11/30).
- Reached 30,000 yards passing against Miami (12/6) to become the 31st player in NFL history to do so.
- Brady became the 27th player in NFL history to reach 200 touchdowns with his 36-yard touchdown pass to TE Chris Baker vs. Atlanta (9/27). He now has 225 career touchdown passes.
- Registered his fifth season throwing for 25 or more touchdowns, tying him for the fifth highest total by a quarterback in NFL history.
- Posted his franchise-record third season with over 4,000 passing yards.
- Established a franchise record of 30 games with 300-yards passing with seven 300-yard games in 2009.
- Registered his seventh season with more than 3,000 passing yards, tying Drew Bledsoe for most 3,000-yard seasons in team history.
- His 81-yard touchdown pass to WR Sam Aiken at Miami (11/8) was his third pass of 80 or more yards and the third longest of his career.
- Had a stretch of five straight games with 300-yards or more.
- Threw two or more touchdowns in a game seven times in 2009.
- Established a Patriots team record for best completion percentage ever vs. Jacksonville when he completed 23-of-26 pass attempts for a .885 completion percentage.



2009 PLAYER ACCOMPLISHMENTS

CB Darius Butler

- Intercepted the first two passes of his career in back-to-back games against Tennessee and Tampa Bay (10/18 & 10/25).
- Had his first career interception return for a touchdown when he returned a pick 91 yards for a score in Week 17 against the Houston Texans. It was the fourth longest interception return in franchise history.

S Pat Chung

- Intercepted the first pass of his career against Tennessee (10/18) and registered the first sack of his career one week later against Tampa Bay (10/25).

OL Dan Connolly

- Made his first NFL start, playing at right guard in place of the injured Stephen Neal in the Patriots' 31-14 victory over the NY Jets (11/22).
- Played in a career-high 11 games.

WR Julian Edelman

- Made his NFL debut at the NY Jets (9/20) and led the team with eight receptions for 98 yards.
- Hauled in his first career touchdown reception at the Indianapolis Colts (11/15) on a 9-yard pass from Tom Brady.
- Set career highs with 10 catches for 103 yards in Week 17 vs. the Texans (1/3).

RB Kevin Faulk

- Became the Patriots all-time leader in all-purpose yards, finishing the season with 12,140.
- Became the 26th running back in NFL history to catch 400 passes in his career.
- Gained 75 yards against the Panthers (12/13) to move past Tony Collins (7,003) into third place on the Patriots all-time yards from scrimmage list.

K Stephen Gostkowski

- *Sports Illustrated* midseason All-Pro.
- Named AFC Special Teams Player of the Week (Week 9 vs. Miami) after tying his career-high with four field goals (30, 38, 34 and 40) in the Patriots' 27-17 victory.
- Went over 100 points on the season with two field goals and two extra points against Carolina and finished the season with 125 total points. He has now scored over 100 points in each of his four NFL seasons (103 in 2006, 137 in 2007 and 148 in 2008).
- Set a career-long with a 53-yard field goal at Denver (10/11), besting a 52-yard field goal he had vs. Chicago (11/26/06).
- His 47-yard field goal vs. Carolina (12/13) was the 100th field goal of his career.
- Tied a team record with eight extra points vs. Tennessee (10/18).

- Made 26 of 31 field goals on the season and was a perfect 47 of 47 on extra points, finishing the season with 125 points.

LB Gary Guyton

- Made a career-high 13 tackles at the NY Jets (9/20).
- Registered first sack of his career at Buffalo and then had a half a sack vs. Jacksonville in back-to-back games (12/20 & 12/27).

LS Jake Ingram

- Played in all 16 games of his rookie season, connecting on all of his snaps.

G Logan Mankins

- Earned his second Pro Bowl berth.
- Named *Associated Press* Second-Team All-Pro
- Part of an offensive line that allowed the fewest sacks (18) since the NFL expanded to a 16-game schedule.

RB Laurence Maroney

- Registered his seventh career 100-yard game with 123 yards vs. Tennessee (10/18) and scored on a 45-yard touchdown run.
- Set a career-high with nine rushing touchdowns. His previous career high was the six he recorded in 2006 and 2007.

LB Jerod Mayo

- Named a defensive captain by his teammates in only his second season in the NFL.
- Went over 100 tackles for the second time in as many seasons after finishing with a team-leading 114 total tackles.
- Registered double-digit tackles three times this season (16 MIA 11/8, 11 at MIA 12/6 and 16 JAX 12/27).

S Brandon Meriweather

- Named to his first Pro Bowl.
- ESPN, *Sports Illustrated* and *Pro Football Weekly* midseason All-Pro.
- AFC Defensive Player of the Week (Week 7 at Tampa Bay) after intercepting two passes against the Buccaneers and returning one 39 yards for his first career touchdown.
- Finished the season with a career-high five interceptions.
- Made a single-game career best 12 tackles at Denver (10/11).
- Led the secondary with a career-high 83 tackles.

RB Sammy Morris

- Led the team in rushing yards twice (at DEN 10/11 and JAX 12/27).
- Tied a career-high with a 55-yard run versus Jacksonville (12/27).



2009 PLAYER ACCOMPLISHMENTS

WR Randy Moss

- Named offensive co-captain by his teammates.
- Named to his seventh Pro Bowl and second Pro Bowl with the Patriots.
- Finished the season with 83 receptions for 1,264 receiving yards and tied for the NFL lead with 13 receiving touchdowns.
- Moss's 13 touchdowns are second in Patriots' history to the NFL-record 23 he had in 2007.
- Became the seventh player in NFL history to reach 14,000 receiving yards and now ranks sixth on the all-time list with 14,465.
- Became the 11th player to reach the 900 career receptions milestone this season and now ranks 10th with 926 receptions.
- Reached 1,000-yards receiving in 2009 for the 10th time in his career. He joins Jerry Rice (14 seasons) as the only players in NFL history to record 10 seasons with 1,000 receiving yards.
- Recorded his 35th game of two or more touchdown receptions — good for second all-time.
- Moss and Wes Welker each hauled in 12 catches for the Patriots against Buffalo (9/14). It was the first time in team history that two players have had at least 12 catches in the same game.
- Welker and Moss became the first Patriots duo to have back-to-back 1,000-yard seasons in 2008 and in 2009 stretched that to three straight 1,000 yard seasons. It is the sixth time in NFL history a team has had two players go three straight seasons with 1,000 yards.
- Hauled in a 55-yard reception along with a 63-yard touchdown reception at Indianapolis (11/5). It was the fourth time in his career that he has had two or more 50-yard receptions in the same game.
- Had five 100-yard games in 2009 and three games with two or more touchdowns.

LB Rob Ninkovich

- Registered first career sack at Denver (10/11).

LB Junior Seau

- Played his 20th NFL season.

CB Shawn Springs

- Registered his first interception in a Patriots uniform vs. Jacksonville (12/27).

RB Fred Taylor

- With a 19-yard run in the second quarter of the Patriots' 26-10 victory over the Atlanta Falcons (9/27), Taylor moved past John Riggins (11,352) into 15th place on the NFL's all-time rushing list.

TE Benjamin Watson

- Tied a single-game career high with two touchdown receptions vs. the Bills (9/14).

WR Wes Welker

- Named *Associated Press* First-Team All-Pro.
- Earned his second Pro Bowl berth.
- Finished the season with 123 receptions for 1,348 receiving yards.
- His 123 receptions were tops in the league and the second most in a single season in NFL history, despite missing two complete games due to injury.
- His 1,348 receiving yards finished second in the NFL and third most in Patriots history.
- Averaged 8.8 receptions per game, the second highest average in NFL history.
- Registered his third straight season with at least 100 receptions and 1,000 receiving yards while setting a career high in receiving yards.
- Owns the Patriots' three highest single-season reception totals with 123 in 2009, 112 in 2007 and 111 in 2008.
- Joins Marvin Harrison (4), Jerry Rice (3) Herman Moore (3) and Brandon Marshall (3) as the only NFL players to catch 100 passes in three consecutive seasons.
- Reached 100 receptions in his 11th game of the season to tie Marvin Harrison for the fewest individual games played to reach 100 receptions in a season in NFL history. (Welker missed two games in 2009 due to injury.)
- Finished with 10 receptions in a game seven times to tie the NFL record for most 10-plus reception games in a single season, matching Houston's Andre Johnson who had seven in 2008.
- Set a franchise record for receptions in a non-overtime game while also establishing single-game career highs in receptions (15) and receiving yards (192) vs. the NY Jets (11/22).
- Welker and Randy Moss each hauled in 12 catches for the Patriots in the first meeting in 2009 against Buffalo, with each player tying the team's fifth-highest single-game reception total. It is the first time in team history that two players have had at least 12 catches each in the same game.
- He and Moss became the first Patriots to have back-to-back 1,000-yard seasons in 2008 and have now stretched that to three straight 1,000 yard seasons and are just the sixth tandem to accomplish the feat for three straight seasons.

NT Vince Wilfork

- Named defensive co-captain by his teammates.
- Earned his second Pro Bowl berth.
- Led Patriots defensive linemen with 65 total tackles.
- Registered his first career forced fumble at the NY Jets (9/20).

LB Pierre Woods

- Led the team with 18 special teams tackles.

DL Mike Wright


- Set a career high with five sacks for a loss of 45 yards.
- Set a single-game career high with a two-sack performance vs. the Baltimore Ravens (10/4).



PATRIOTS PRO BOWLERS



QB Tom Brady
Pro Bowl Reserve
5th Selection



G Logan Mankins
Pro Bowl Starter
2nd Selection



S Brandon Meriweather
Pro Bowl Reserve
1st Career Selection



WR Randy Moss
Pro Bowl Reserve
7th Career Selection



WR Wes Welker
Pro Bowl Reserve
2nd Career Selection



NT Vince Wilfork
Pro Bowl Starter
2nd Career Selection

SIX PATRIOTS SELECTED TO AFC PRO BOWL SQUAD ***MANKINS AND WILFORK SELECTED AS STARTERS***

Quarterback Tom Brady, G Logan Mankins, S Brandon Meriweather, WR Randy Moss, WR Wes Welker and NT Vince Wilfork were selected to represent the New England Patriots and the AFC in the 2010 Pro Bowl on Jan. 31 in South Florida. Mankins and Wilfork were selected as starters, while Brady and Welker were selected as reserves. Meriweather and Moss were named as alternates. It is the seventh Pro Bowl selection for Moss (1998, 1999, 2000, 2002, 2003 and 2007), the fifth for Brady (2001, 2004, 2005 and 2007), the second for Mankins (2007), Welker (2008) and Wilfork (2007) and the first for Meriweather.

Mankins was named to his second Pro Bowl in three seasons when he became the first Patriots guard to earn a Pro Bowl selection since 1985 when Pro Football Hall of Famer John Hannah went to his ninth career Pro Bowl. Mankins joins Hannah as the only Patriots guards to earn Pro Bowl bids since the 1970 merger. The Fresno State product finished his fifth season with the Patriots after being selected in the first round (32nd overall) of the 2005 NFL Draft. He started all 16 games in 2009 and has never missed an NFL game, starting all 80 of his career games. Mankins is part of an offensive line that allowed only 18 sacks in 2009. The average of 1.1 sacks per game is the second lowest in team history.

Meriweather set career highs in 2009 with five interceptions and 83 total tackles. His 83 tackles led all Patriots defensive backs for the second straight season. He was named AFC Defensive Player of the Week (Week 7 at Tampa Bay) by the National Football League after intercepting two passes against the Buccaneers and returning one 39 yards for his first career touchdown. The University of Miami product is in his third season with the Patriots after being drafted in the first round (24th overall) in 2007. He has played in 48 games with 27 starting assignments during his time with New England.

Moss finished the season with 83 receptions for 1,264 receiving yards and tied for the NFL lead with 13 receiving touchdowns. Moss's 13 touchdowns are second in Patriots' history to the team-record 23 he had in 2007. He became the seventh player in NFL history to reach 14,000 receiving yards and now ranks sixth on the all-time list with 14,465. In addition, he became the 11th player to reach the 900 career receptions milestone this season and now ranks 10th with 926 receptions. Moss reached 1,000-yards receiving in 2009 for the 10th time in his career. He joins Jerry Rice (14 seasons) as the only players in NFL history to record 10 seasons with 1,000 receiving yards.

Wilfork earned his second Pro Bowl berth after helping the Patriots finish 11th in total defense and fifth in points allowed. Since being selected in the first round (21st overall) of the 2004 draft out of Miami, Wilfork has helped the Patriots defense finish in the top 10 on four occasions (2004, 2005, 2007 and 2008). Since 2004, the Patriots own a 73-23 (.760) record in the regular season. Wilfork led the defensive line with 65 total tackles. He had a team-leading 10 total tackles in a key 31-14 AFC East victory over the New York Jets on Nov. 22. Wilfork was selected by his teammates as a defensive captain in 2009 for the second straight season.

Brady finished the season with 4,398 yards passing and 28 touchdowns. He threw for 300 yards seven times, including a streak of five straight games. It is his third season with over 4,000 yards and his fifth season with 25 or more touchdowns in a season. Brady's five seasons with at least 25 touchdowns are tied with Drew Brees for the fifth-most in NFL history. Brady became the Patriots' all-time leading passer in 2009 and also became the 31st NFL player to reach the 30,000-yard milestone. He was named AFC Offensive Player of the Week three times in 2009 and was named AFC Offensive Player of the Month for October.

Welker finished first in the NFL with 123 receptions in 2009, a Patriots single-season record that eclipses the 112 he had in 2007. Welker broke the 100-reception milestone for the third straight season after catching 112 passes in 2007 and 111 in 2008. He joins Marvin Harrison (4), Jerry Rice (3), Herman Moore (3) and Brandon Marshall (3) as the only NFL players to catch 100 passes in three consecutive seasons. Welker also set a career-high with 1,348 yards receiving. Welker and Randy Moss became the first Patriots players to have three straight 1,000-yard seasons and just the sixth pair in NFL history to have three straight 1,000 yard seasons.



PATRIOTS IN THE PLAYOFFS

PATRIOTS IN THE PLAYOFFS

New England has qualified for the playoffs 17 times in its 50-year history. Eleven of those playoff berths have come in the 16 seasons since Robert Kraft purchased the team in 1994, a dramatic contrast to the six total playoff berths that the team earned in its first 34 years of existence. New England has won 12 division crowns, including seven in the past nine seasons, and has qualified as a Wild Card team on four occasions (1998, 1994, 1985 and 1976). The Patriots also qualified for the playoffs in 1982 as part of a 16-team tournament following a players' strike.

PATRIOTS PLAYOFF SEASONS (17)

Year	How Qualified	Seed	Playoff		Result
			Record	Result	
2009	Division Champions	3	0-1	AFC Wild Card Round	
2007	Division Champions	1	2-1	AFC Champions	
2006	Division Champions	4	2-1	AFC Finalist	
2005	Division Champions	4	1-1	AFC Divisional Round	
2004	Division Champions	2	3-0	Super Bowl Champions	
2003	Division Champions	1	3-0	Super Bowl Champions	
2001	Division Champions	2	3-0	Super Bowl Champions	
1998	Wild Card	6	0-1	Wild Card Round	
1997	Division Champions	3	1-1	AFC Divisional Round	
1996	Division Champions	2	2-1	AFC Champions	
1994	Wild Card	5	0-1	Wild Card Round	
1986	Division Champions	3	0-1	AFC Divisional Round	
1985	Wild Card	5	3-1	AFC Champions	
1982*	16-Team Format	7	0-1	First Round	
1978	Division Champions	2	0-1	AFC Divisional Round	
1976	Wild Card	4	0-1	Wild Card Round	
1963	Division Champions	--	1-1	AFL Finalists	

*-Strike Year

PATRIOTS TIED FOR MOST PLAYOFF WINS IN A SINGLE DECADE

The Patriots have won 14 playoff games this decade, tying the 1970s Pittsburgh Steelers and Dallas Cowboys for the most playoff victories by any NFL team in any decade since the 1930s. Pittsburgh and Dallas both won 14 playoff contests between 1970 and 1979, while New England has won 14 postseason games from 2000 through the 2009 season.

MOST PLAYOFF VICTORIES IN A DECADE

Team	Decade	Playoff Wins	Championships
New England	2000s	14	2001, 2003, 2004
Dallas	1970s	14	1971, 1977
Pittsburgh	1970s	14	1974, 1975, 1978, 1979
San Francisco	1980s	13	1981, 1984, 1988, 1989
Dallas	1990s	12	1992, 1993, 1995
Washington	1980s	11	1982, 1987
Buffalo	1990s	10	--
Pittsburgh	2000s	10	2005, 2008
Green Bay	1960s	9	1961, 1962, 1965, 1966, 1967
Green Bay	1990s	9	1996

PATRIOTS GO OVER .500 FOR 9TH STRAIGHT YEAR

The Patriots won more than half of their games in 2009 for the ninth straight year after finishing with a 10-6 record. They are the first team to win more than half of their games in nine straight seasons since free agency began in 1993.

The Patriots are the fifth team to win more than half of their games in nine straight seasons since the 1970 AFL-NFL merger, joining the 49ers (16 straight from 1983-1998), the Cowboys (16 straight from 1970-85), the Raiders (11 straight from 1970-80) and the Steelers (9 straight from 1972-80).

The Patriots have now won nine or more games 13 of the 16 seasons Robert Kraft has owned the team.

HOME SWEET HOME

The Patriots are 11-2 at home in the playoffs in their history. Baltimore snapped the Patriots 11-game-home winning streak with their 33-14 win in the 2009 AFC Wild Card game. Twelve of the franchise's 13 home playoff games have taken place since Robert Kraft purchased the team 16 years ago.

PATRIOTS AT HOME IN THE PLAYOFFS (11-2)

Date	Round	Opponent	W/L	Score
01/10/10	AFC Wild Card	Baltimore	L	14-33
01/20/08	AFC Championship	San Diego	W	21-12
01/12/08	AFC Divisional	Jacksonville	W	31-20
01/07/07	AFC Wild Card	New York Jets	W	37-16
01/07/06	AFC Wild Card	Jacksonville	W	28-3
01/16/05	AFC Divisional	Indianapolis	W	20-3
01/18/04	AFC Championship	Indianapolis	W	24-14
01/10/04	AFC Divisional	Tennessee	W	17-14
01/19/02	AFC Divisional	Oakland	W	(ot)16-13
12/28/97	AFC Wild Card	Miami	W	17-3
01/12/97	AFC Championship	Jacksonville	W	20-6
01/05/97	AFC Divisional	Pittsburgh	W	28-3
12/31/78	AFC Divisional	Houston	L	14-31

NFL LONGEST HOME PLAYOFF WINNING STREAKS

TEAM	CONSEC. WINS	SEASONS
Green Bay Packers	13	1939-2001
New England Patriots	11	1996-2008
Buffalo Bills	9	1988-1995
Washington Redskins	8	1942-1983

ALL-TIME BEST HOME PLAYOFF WINNING PERCENTAGE

(Minimum three games)

TEAM	W	L	Pct.
Washington Redskins	13	2	.867
New England Patriots	11	2	.846
Detroit Lions	5	1	.833
Green Bay Packers	14	3	.824

TITLE TOWN

The Patriots won the AFC East for the seventh time this decade. The Patriots had a streak of five straight division titles snapped in 2008 when they finished 11-5, but lost to Miami on a tie breaker to finish in second place. New England's five straight AFC East crowns from 2003-07 top the four straight division titles by the Buffalo Bills from 1988-91 and by the Miami Dolphins on two occasions. The Patriots have won seven of the last nine division crowns. The Patriots have won nine division titles in the 16 seasons since Robert Kraft bought the team in 1994.

MOST CONSECUTIVE AFC EAST TITLES

Team	Streak	Years
New England Patriots	5	2003-07
Buffalo Bills	4	1988-91
Miami Dolphins	4	1981, 1983-85*
Miami Dolphins	4	1971-74
Baltimore Colts	3	1975-77
Buffalo Bills	3	1964-66@
Houston Oilers	3	1960-62@

*-Due to 1982 strike, the NFL played just a 9-game season and the standings were not divided into divisions that season. @AFL

MOST CONSECUTIVE DIVISION TITLES/NFL HISTORY

Team	Division	Titles	Years
Los Angeles Rams	NFC West	7	1973-79
Pittsburgh Steelers	AFC Central	6	1974-79
Minnesota Vikings	NFC Central	6	1973-78
Dallas Cowboys	NFL Capitol/NFC East	6	1966-71
Cleveland Browns	American/Eastern Conf.	6	1950-55
New England Patriots	AFC East	5	2003-07
Indianapolis Colts	AFC South	5	2003-07
Dallas Cowboys	NFC East	5	1992-96
San Francisco 49ers	NFC West	5	1986-90
Chicago Bears	NFC Central	5	1984-88
Oakland Raiders	AFC West	5	1972-76



PATRIOTS IN THE PLAYOFFS

SUSTAINED PLAYOFF SUCCESS

The Patriots won 11 playoff games from 2003-07, tying the NFL's highest playoff victory total over a five-season span. New England won three playoff games in 2003, three in 2004, one in 2005, two in 2006 and two in 2007.

MOST PLAYOFF VICTORIES IN A FIVE-YEAR SPAN

Team	5-Year Span	Playoff Wins	SB Wins
New England Patriots	2003-2007	11	2
Dallas Cowboys	1991-95	11	3
Dallas Cowboys	1992-96	11	3
New England Patriots	2001-05	10	3
Pittsburgh Steelers	1974-78	10	3
Pittsburgh Steelers	1975-79	10	3
Buffalo Bills	1990-94	9	0
Green Bay Packers	1993-97	9	1

ALL-TIME PLAYOFF RESULTS

The Patriots have compiled a 21-14 record in their 35 playoff games and their .600 playoff winning percentage is the third best in NFL history among teams that have played at least 15 playoff games. New England has qualified for six Super Bowls (XX, XXXI, XXXVI, XXXVIII, XXXIX and XLII) and one AFL Championship Game in 1963.

ALL-TIME BEST NFL PLAYOFF RECORDS

(Minimum 15 Postseason Games)

TEAM	W	L	Pct.
Pittsburgh Steelers	31	19	.620
Green Bay Packers	25	16	.610
New England/Boston Patriots	21	14	.600
San Francisco 49ers	25	17	.595
Oakland/L.A. Raiders	25	18	.581
Washington/Boston Redskins	23	17	.575
Dallas Cowboys	33	24	.579
Denver Broncos	17	15	.531

PATRIOTS PLAYOFF RECORD BY ROUND

First Round*	0-1
Wild Card Round	4-3
Divisional Round	8-5
AFC Championship	6-1
AFL Championship	0-1
Super Bowl	3-3
Total	21-14

*-1982 Strike Season

WRAPPING IT UP

The Patriots clinched the division with a 35-7 victory over the Jacksonville Jaguars on Dec. 27, 2009.

PATRIOTS DIVISION-CLINCHING GAMES

Year	Date Clinched	Division Title	Opp.	Final Score	Final Record	2nd Place
2009	12/27/09		JAX	35-7	10-6	NYJ (9-7)
2007	11/25/07		PHI	31-28	16-0	BUF (7-9)
2006	12/24/06	at JAX	JAX	24-21	12-4	NYJ (10-6)
2005	12/17/05		TB	28-0	10-6	MIA (9-7)
2004	12/12/04		CIN	35-28	14-2	NYJ (10-6)
2003	12/07/03		MIA	12-0	14-2	MIA (10-6)
2001	01/06/02^	at CAR	CAR	38-6	11-5	MIA (11-5)
1997	12/22/97^	at MIA	MIA	14-12	10-6	MIA (9-7)
1996	12/15/96	at DAL	DAL	6-12	11-5	BUF (10-6)
1986	12/22/86^	at MIA	MIA	34-27	11-5	NYJ (10-6)
1978	12/10/78		BUF	26-24	11-5	MIA (11-5)
1963	12/28/63*	at BUF	BUF	26-8	7-6-1	BUF (7-6-1)

^-- Season Finale

*-- Division-deciding AFL playoff in Buffalo, N.Y.

PATRIOTS PLAYOFF PARTICIPATION

Patriots with playoff experience prior to 2009 (27)

Player	Pos.	Exp.	GP/GS
Alexander, Eric	LB	5	7/1
Baker, Chris	TE	8	6/2
Banta-Cain, Tully	LB	7	11/3
Brady, Tom	QB	10	18/18
Burgess, Derrick	LB	9	7/3
Faulk, Kevin	RB	11	18/4
Gostkowski, Stephen	K	4	7/0
Green, Jarvis	DL	8	15/4
Hanson, Chris	P	11	5/0
Kaczur, Nick	T	5	8/7
Koppen, Dan	C	7	13/13
Light, Matt	T	9	16/16
Mankins, Logan	G	5	9/9
Maroney, Laurence	RB	4	7/2
Meriweather, Brandon	DB	3	4/2
Moss, Randy	WR	12	12/12
Neal, Stephen	G	8	12/12
Sanders, James	S	5	9/7
Seau, Junior	LB	20	10/8
Springs, Shawn	CB	13	5/5
Taylor, Fred	RB	12	8/7
Thomas, Adalius	LB	10	8/5
Warren, Ty	DL	7	15/11
Watson, Benjamin	TE	6	9/7
Wilfork, Vince	DL	6	12/10
Woods, Pierre	LB	4	7/0
Wright, Mike	DL	5	4/0

Patriots who were in their first postseason (26)

Player	Pos.	Exp.	GP/GS
Sam Aiken	WR	7	1/1
Arrington, Kyle	CB	1	1/0
Bodden, Leigh	CB	7	1/1
Brace, Ron	DL	R	0/0
Butler, Darius	CB	R	1/0
Chung, Pat	CB	R	1/0
Connolly, Dan	OL	4	0/0
Edelman, Julian	WR	R	1/1
Green-Ellis, BenJarvus	RB	2	0/0
Guyton, Gary	LB	2	1/1
Hoyer, Brain	QB	R	0/0
Ingram, Jake	LS	R	1/0
LeVoi, Mark	T	3	0/0
Mayo, Jerod	LB	2	1/1
McGowan, Brandon	S	5	1/0
Morris, Sammy	RB	10	1/0
Ninkovich, Rob	LB	4	1/0
Ohrnberger, Rich	OL	R	0/0
Pryor, Myron	DL	R	1/0
Slater, Matthew	WR	2	1/0
Stanback, Isaiah	QB/WR	3	0/0
Vollmer, Sebastian	OL	R	1/1
Wendell, Ryan	OL	1	1/0
Wheatley, Terrence	CB	2	0/0
Wilhite, Jonathan	CB	2	1/0
Williams, Thomas	LB	2	0/0



ROBERT KRAFT NEWS & NOTES

Since Robert Kraft purchased the team in 1994, the Patriots have experienced one of the most dramatic turnarounds in the history of sports. In 16 seasons of ownership, Kraft has transformed one of the league's least successful clubs into what many observers view as a model NFL franchise. In the five seasons immediately preceding his purchase (1989-93), the Patriots were a moribund team, winning just 19 of 80 games (.311 pct.) and recording the worst record in the NFL over that span. When he bought the franchise on Jan. 21, 1994, Kraft announced his intention to bring a championship to New England, a tall order considering the team's previous success rate. But under Kraft's leadership, the Patriots have won nine division titles, five conference crowns and three Super Bowl championships. The Patriots have made five Super Bowl appearances since Kraft purchased the team, a period during which no other NFL franchise has earned more than three berths.



	Pre-Kraft 1960-93	1989-93	Kraft Era 1994-09
Overall Record	225-276-9	19-61	183-98
Winning Pct.	.450	.311	.651
Super Bowl Titles	0	0	3
Conference Titles	1	0	5
Division Titles	3	0	9
Playoff Seasons	5	0	11
Playoff Record	4-6	--	17-7
Home Playoff Games	1	0	12
Home Playoff Record	0-1	--	11-1

A CHAMPIONSHIP TRADITION

The Patriots, the Los Angeles Lakers and the San Antonio Spurs are the only teams from the four major professional sports leagues to have won three titles since 2001.

MULTIPLE LEAGUE CHAMPIONSHIPS SINCE 2001

Team	League	Titles
New England Patriots	NFL	3
Los Angeles Lakers.....	NBA.....	3
San Antonio Spurs.....	NBA.....	3
Boston Red Sox	MLB.....	2

CHAMPIONSHIP GAME/SERIES APPEARANCES SINCE 1994

Team	League	Appearances
New York Yankees	MLB	7
Los Angeles Lakers.....	NBA	6
Detroit Red Wings.....	NHL	6
New England Patriots	NFL	5
San Antonio Spurs.....	NBA	4
New Jersey Devils	NHL	4

SELLOUT STREAK

In the early 1990s, the Patriots seemed destined for relocation until Robert Kraft's purchase of the team rejuvenated local interest. In 1991, the season ticket base was just 17,635, barely enough to support the club. Now, the season-ticket base stands at a capped total of 61,759 and more than 50,000 fans are on a waiting list. The Patriots have sold out 170 consecutive home games (dating back to the 1994 regular-season opener).

SUCCESS STORY

Since Robert Kraft purchased the team in 1994, the Patriots have been one of the NFL's elite franchises. Over the first 16 seasons of Kraft's ownership, the Patriots own the NFL's highest winning percentage and have won more Super Bowl titles, more conference championships and more playoff games than any other NFL team. The Patriots have now won 9 or more games in 13 of the 16 seasons that Robert Kraft has owned the team.

SINCE ROBERT KRAFT PURCHASED THE TEAM IN 1994...

TOTAL VICTORIES SINCE 1994 (Incl. Postseason)

New England Patriots.....	183
Pittsburgh Steelers.....	175
Green Bay Packers.....	171
Indianapolis Colts	169
Denver Broncos	161
Philadelphia Eagles	155

WINNING PERCENTAGE SINCE 1994 (Incl. Postseason)

Team	W	L	T	Pct.
New England Patriots	183	98	0	.651
Pittsburgh Steelers	175	103	1	.629
Green Bay Packers	171	105	0	.619
Indianapolis Colts	169	106	0	.615
Denver Broncos	161	108	0	.599
Philadelphia Eagles	155	120	2	.563
Minnesota Vikings	150	118	0	.560

SUPER BOWL CHAMPIONSHIPS SINCE 1994

New England Patriots	3
Pittsburgh Steelers.....	2
Denver Broncos	2
9 Teams.....	1

CONFERENCE CHAMPIONSHIPS SINCE 1994

New England Patriots	5
Pittsburgh Steelers.....	3
Denver Broncos	2
Green Bay Packers.....	2
St. Louis Rams.....	2
16 Teams.....	1

PLAYOFF VICTORIES SINCE 1994

New England Patriots.....	17
Pittsburgh Steelers	15
Green Bay Packers	11
Philadelphia Eagles.....	11
Indianapolis Colts.....	9

PLAYOFF GAMES PLAYED SINCE 1994

New England Patriots	25
Pittsburgh Steelers.....	23
Green Bay Packers.....	21
Philadelphia Eagles	21
Indianapolis Colts.....	19
Denver Broncos	13
San Francisco 49ers.....	13

PLAYOFF SEASONS SINCE 1994

Indianapolis Colts.....	12
New England Patriots.....	11
Green Bay Packers	11
Philadelphia Eagles.....	10
Pittsburgh Steelers	9
Dallas Cowboys.....	9

PLAYOFF WINNING PERCENTAGE SINCE 1994

Team	W	L	Pct.
Arizona Cardinals	5	2	.714
New England Patriots	17	8	.680
Baltimore Ravens.....	8	4	.666
Pittsburgh Steelers.....	15	8	.652
Denver Broncos.....	8	5	.615
Carolina Panthers.....	6	4	.600

ANNUAL ACHIEVEMENTS

The Patriots have won more than half of their games for the ninth straight year after finishing the season with a 10-6 record. They are the first team to win more than half of their games in nine straight seasons since free agency began in 1993. The Patriots are the fifth team to win more than half of their games in nine straight seasons since the 1970 AFL-NFL merger, joining the 49ers (16 straight from 1983-1998), the Cowboys (16 straight from 1970-85), the Raiders (11 straight from 1970-80) and the Steelers (9 straight from 1972-80).



BILL BELICHICK NEWS & NOTES

THE HEAD COACH

Overall Record: 163-97 (.627)
Regular Season: 148-92 (.617)
Postseason: 15-5 (.750)
With Patriots overall: 126-52 (.708)
Overall since 2001: 121-41 (.747)
Super Bowl Titles: 5 (86, 90, 01, 03, 04)
Conf. Titles: 7 (86, 90, 96, 01, 03, 04, 07)
Division Titles: 14 (75, 78, 86, 89, 90, 96, 98, 01, 03, 04, 05, 06, 07, 09)



Bill Belichick is the only head coach in NFL history to win three Super Bowl titles in a four-year span. He spent 20 years as an assistant coach in the NFL and this is his 15th season as a head coach. According to the Elias Sports Bureau, he is the only man in NFL history to serve 20 or more seasons as an assistant coach and at least 15 seasons as a head coach. Over a 100-game span from 2003-08, Belichick directed the team to an 82-18 record, marking the best 100-game span for any team in NFL history. In the 2007 season, Belichick led the Patriots to the fourth undefeated and untied regular season in the NFL's 88-year history and the first since the NFL established a 16-game schedule in 1978. He has led the Patriots to the Super Bowl four times in the last eight seasons and has produced seven division championships in the last nine seasons, including five straight from 2003-07. Belichick's Patriots teams own the all-time NFL records for consecutive total victories (21 from 2003-04), and established the record for consecutive regular-season victories (21 from 2006-08) and consecutive playoff victories (10 from 2001-05). Belichick owns the second-best postseason record in NFL history (15-5) and is the winningest NFL head coach since 2001 (121-41). From 2003-04, he directed the Patriots to back-to-back Super Bowl titles while posting consecutive 17-win campaigns. Belichick has spent more seasons in the league than any other current NFL head coach, and in that time has been a part of five Super Bowl championship teams. His overall record of 126-52 with the Patriots gives him the most victories and the best winning percentage of any head coach in franchise history.

ELITE COMPANY

Bill Belichick is one of nine NFL head coaches to win three or more championships since the league began postseason play in 1933. With the Patriots' victory in Super Bowl XXXIX, Belichick joined an exclusive club in which each of the eight other members has been enshrined in the Pro Football Hall of Fame.

HEAD COACHES WITH THREE OR MORE NFL TITLES

(Listed alphabetically)

Head Coach	Championship Team(s)
Bill Belichick	New England Patriots
Paul Brown	Cleveland Browns
Weeb Ewbank	Baltimore Colts, New York Jets
Joe Gibbs	Washington Redskins
George Halas	Chicago Bears
Curly Lambeau	Green Bay Packers
Vince Lombardi	Green Bay Packers
Chuck Noll	Pittsburgh Steelers
Bill Walsh	San Francisco 49ers

BELICHICK'S PATRIOTS RENAISSANCE

Any successful project requires a sound plan and once head coach Bill Belichick implemented his design on the Patriots, his approach has given him the best record of any NFL head coach who has coached at least 40 games since 2001.

NFL COACHES' RECORDS SINCE 2001

Coach	Team	W	L	T	Pct.
Bill Belichick	NE	121	41	0	.747
Tony Dungy	TB/IND	101	41	0	.711
Wade Phillips	ATL/DAL	36	17	0	.679
Bill Cowher	PIT	70	35	1	.665
Mike Tomlin	PIT	33	18	0	.647
Andy Reid	PHI	100	58	1	.632
Mike Martz	STL	46	29	0	.613

AMONG THE GREATS

Coach Belichick has recorded 163 career wins and is one of 15 coaches in NFL history to win 160 or more games. Belichick owns a career winning percentage of .627, which is fifth all-time, behind George Halas (.682), Don Shula (.666), Curly Lambeau (.630) and Joe Gibbs (.629).

TOP WINNING PERCENTAGE AMONG HEAD COACHES WITH AT LEAST 150 WINS (INCL. POSTSEASON)

Head Coach	Team(s)	Years	W	L	T	Pct.
George Halas	CHI	1920-29,33-41,46-55,58-67	324	151	31	.682
Don Shula	BAL/MIA	1963-95	347	173	6	.666
Curly Lambeau	GB/CHC/WAS	1921-53	229	134	22	.630
Joe Gibbs	WAS	1981-92,04-07	171	101	0	.629
Bill Belichick	CLV/NE	1991-95,00-09	163	97	0	.627

NOTE: Winning percentage calculated using current NFL rules, counting a tie as a half-win, half-loss.

SUPER SUCCESS

Bill Belichick is one of just four head coaches to win three Super Bowl championships. Belichick is the only coach to win three Super Bowls in the post-1993 salary cap era.

MOST SUPER BOWL VICTORIES

Head Coach	Team	Titles	Seasons
Chuck Noll	PIT	4	1974, 1975, 1978, 1979
Bill Belichick	NE	3	2001, 2003, 2004
Joe Gibbs	WAS	3	1982, 1987, 1991
Bill Walsh	SF	3	1981, 1984, 1988

NOTE: Sorted by most recent championship. Super Bowls have determined NFL champion since 1966.

PLAYOFF SUCCESS

Coach Belichick has won 15 career playoff games, a total that is the fifth-highest by a head coach in NFL history.

MOST PLAYOFF WINS BY AN NFL HEAD COACH

Coach	Team(s)	Wins
Tom Landry	Dallas Cowboys	20
Don Shula	Baltimore Colts, Miami Dolphins	19
Joe Gibbs	Washington Redskins	17
Chuck Noll	Pittsburgh Steelers	16
Bill Belichick	Cleveland Browns, New England Patriots	15

POSTSEASON PROWESS

Bill Belichick is the second winningest head coach in NFL playoff history, trailing only the legendary Vince Lombardi, whose name is emblazoned on the Super Bowl trophy.

BEST POSTSEASON RECORDS IN NFL HISTORY

Head Coach	Team(s)	W	L	Pct.
Vince Lombardi	GB/WAS	9	1	.900
Bill Belichick	CLE/NE	15	5	.750

TOPS IN TEAM HISTORY

Bill Belichick is the most successful head coach in Patriots history. He has recorded more wins (126) and a higher winning percentage (.708) than any of the 13 previous head coaches.

WINNINGEST HEAD COACHES IN PATRIOTS HISTORY

Coach	Years	Career Winning Pct.	Career	Overall	Playoff
			W-L-T	W-L	W-L
Bill Belichick	2000-09	.708	126-52-0	14-4	
Raymond Berry	1984-89	.554	51-41-0	3-2	
Pete Carroll	1997-99	.549	28-23-0	1-2	
Ron Meyer	1982-84	.529	18-16-0	0-1	
Chuck Fairbanks	1973-78	.529	46-41	0-2	
Mike Holovak	1961-68	.528	53-47-9	1-1	
Bill Parcells	1993-96	.500	34-34	2-2	
Ron Erhardt	1979-81	.438	21-27	0-0	
Lou Saban	1960-61	.368	7-12	0-0	
Clive Rush	1969-70	.238	5-16	0-0	

BELICHICK WINS 100th REGULAR-SEASON GAME WITH PATRIOTS

The Patriots' victory over Oakland on Dec. 14, 2008 was Bill Belichick's 100th regular-season victory as Patriots head coach. His 100th victory came in his 142nd regular-season game as head coach. Only three NFL coaches have won their 100th game with a team in fewer tries - Oakland's John Madden (136 games), Miami's Don Shula (137) and Cleveland's Paul Brown (138).



QB Tom Brady News & Notes

RECORDING SUCCESS

Tom Brady has quarterbacked the Patriots to victories in 97 of his 127 career regular-season starts, compiling a .764 winning percentage and giving him the best record of any quarterback in the Super Bowl Era (since 1966). Including his 14-4 record in the playoffs, he is 111-34 (.766) as a starter.



TOP WINNING PERCENTAGES IN SUPER BOWL ERA

(Since 1966, Minimum 50 Starts, Regular Season Only)

Player	Team(s)	Years	W	L	T	Pct.
Tom Brady	NE	2000-09	97	30	0	.764
Roger Staubach	DAL	1969-79	85	29	0	.746
Joe Montana	SF/KC	1979-94	117	47	0	.713

ACTIVE QUARTERBACKS WINNING PERCENTAGE

Minimum 32 Starts (two full seasons), Regular Season Only

Quarterback	Team(s)	W	L	T	Pct.
Tom Brady	NE	97	30	0	.764
Philip Rivers	SD	46	18	0	.719
Peyton Manning	IND	120	57	0	.678
Ben Roethlisberger	PIT	48	22	0	.686

BRADY: OVER 4,000 YARDS AND 25 TDs

Tom Brady posted his team-record third season with 4,000 yards after finishing with 4,398 passing yards, second only to the team-record 4,806 yards passing he had in 2007. Brady was tied with Drew Bledsoe with two 4,000-yard seasons. Brady had 4,110 yards passing in 2005 and a team-record 4,806 yards in 2007. He became the ninth NFL player to have three 4,000-yard seasons.

Brady finished the season with 28 touchdown passes for his fifth season with 25 or more touchdowns. He is tied with Drew Brees for the fifth most seasons with 25 or more touchdowns.

MOST SEASONS WITH 25-PLUS TOUCHDOWN PASSES

Peyton Manning	12	Joe Montana	6
Brett Favre	11	Tom Brady	5
Dan Marino	7	Drew Brees	5

TOM BRADY'S RECORD AS A STARTER

	Reg. Season	Playoffs	Total
Overall:	97-30	14-4	111-34
Home:	54-10	8-1	62-11
Road:	43-20	6-3*	49-23*

By Yardage Total

Less than 200:	23-12	3-1	26-13
200-299:	48-14	9-2	57-16
300 or more:	26-4	2-1	28-5

Other Records

On Artificial Turf:	46-4	4-2	50-6
Temp. Below 40:	21-3	8-1	29-4
Thanksgiving or later:	37-9	14-4	51-13
Leading at Halftime:	76-7	10-2	86-9
Leading after 3 Qtrs:	80-5	9-2	89-7
Overtime:	6-1	1-0	7-1
Final margin <7 pts:	26-5	6-2	32-7
Final margin <4 pts:	16-7	6-1	22-8
Passer rating >100.0:	49-3	6-0	55-3

*-Includes three Super Bowls at neutral sites

WINNINGEST COACH/QB TANDEM

Bill Belichick and Tom Brady are 97-30 (.764) as a head coach-starting quarterback tandem, marking the best winning percentage of any coach-quarterback tandem since the 1970 AFL-NFL Merger. In the playoffs, the tandem is 14-4 (.778), for an overall record of 111-34 (.766).

WINNINGEST COACH/QB TANDEM SINCE 1970

(Regular Season Only)

Quarterback/Head Coach	Team	W	L	T	Pct.
Tom Brady/Bill Belichick	NE	97	30	0	.764
Ken Stabler/John Madden	OAK	60	19	1	.756
Jim McMahon/Mike Ditka	CHI	46	15	0	.754
Peyton Manning/Tony Dungy	IND	73	24	0	.753

BRADY HAD SEVEN 300-YARD GAMES

Brady had seven 300-yard games in 2009. He had a streak of five consecutive 300-yard games snapped at New Orleans. Brady set a team record with eight 300-yard games in 2007. The NFL record for most 300-yard games in a single-season is 10 by Rich Gannon (2002) and Drew Brees (2008).

BRADY IS PATRIOTS ALL-TIME LEADING PASSER

Tom Brady passed Drew Bledsoe on an 11-yard completion to Sam Aiken in the third quarter of the New Orleans (11/30) game to become the Patriots all-time passing leader.

PATRIOTS ALL-TIME LEADING PASSERS

Player	YEARS	ATT	COMP	YARDS
Tom Brady	2000-09	4,218	2,672	30,844
Drew Bledsoe	1993-01	4,518	2,544	29,657
Steve Grogan	1975-90	3,593	1,879	26,886

BRADY REACHES 30,000 YARD MILESTONE

Brady became the 31st player in NFL history to reach 30,000 passing yards with his performance at Miami (12/6).

BRADY HAS 3 TD PASSES OF 80 OR MORE YARDS

Brady's 81-yard TD pass to WR Sam Aiken at Miami (11/8) was his third pass of 80 or more yards and the third longest of his career, behind his 91-yard TD pass to WR David Patten at Indianapolis (10/21/01) and an 82-yard TD pass to WR Troy Brown at Miami (10/19/03).

200 TOUCHDOWNS

Brady became the 27th player in NFL history to reach 200 touchdowns with his 36-yard touchdown pass to TE Chris Baker in the fourth quarter of the Atlanta game (9/27). Brady reached the milestone in a short period of time. His 225 career NFL touchdowns are 20th on the NFL All-Time list.

NFL RECORD BOOK / FASTEST TO 200 TOUCHDOWN PASSES

Games	Player	Team(s)	NFL Debut	200th TD
89	Dan Marino	Miami	09/19/83	09/17/89
106	Peyton Manning	Indianapolis	09/06/98	11/21/04
107	Brett Favre	Atlanta/Green Bay	10/27/91	11/15/98
116	Tom Brady	New England	11/23/00	09/27/09
121	Johnny Unitas	Baltimore Colts	1956	1963

BRADY'S COMEBACKS

Brady has engineered 29 career game-winning performances to lead his team to a victory from a fourth-quarter deficit or tie. He has accomplished the feat 23 times in the regular season and six times in the playoffs.

TOM BRADY'S GAME-WINNING PERFORMANCES (29)

Date	Opp.	Score	Time Remaining			Passing Statistics [^]			Final
			in Reg.	Att	Cmp	Yds	TD	Int	
09/14/09	BUF	13-24	5:32	13	11	112	2	0	25-24
12/29/07	at NYG	23-28	15:00	12	8	130	1	0	38-35
12/03/07	at BAL	17-24	14:25	17	7	113	1	0	27-24
11/25/07	PHI	24-28	15:00	16	11	109	0	0	31-28
11/04/07	at IND	10-20	9:42	10	8	144	2	0	24-20
01/14/07	at SD*	13-21	8:35	14	9	122	1	1	24-21
12/03/06	DET	13-21	13:07	15	14	101	0	0	28-21
11/26/06	CHI	10-10	14:46	7	6	98	1	0	17-13
11/13/05	at MIA	15-16	2:53	2	2	76	1	0	23-16
10/30/05	BUF	7-16	10:07	4	4	69	0	0	21-16
10/09/05	at ATL	28-28	3:52	2	2	17	0	0	31-28
09/25/05	at PIT	10-13	14:19	12	12	167	0	0	23-20
02/06/05	PHI**	14-14	15:00	4	2	33	0	0	24-21
10/03/04	at BUF	17-17	15:00	4	2	8	1	0	31-17
02/01/04	CAR**	29-29	1:08	5	4	47	0	0	32-29
01/10/04	TEN**	14-14	15:00	11	6	27	0	0	17-14
11/30/03	at IND	31-31	10:21	6	3	31	1	0	38-34
11/23/03	at HST	13-20	3:11	14	10	133	1	0	(ot) 23-20
11/03/03	at DEN	23-26	2:51	4	5	58	1	0	30-26
10/19/03	at MIA	13-13	15:00	10	7	147	1	0	(ot) 19-13
10/05/03	TEN	24-27	4:40	1	1	15	0	0	38-30
12/29/02	MIA	13-24	4:59	13	8	69	1	0	(ot) 27-24
11/10/02	at CHI	19-30	5:16	14	9	116	2	0	33-30
09/22/02	KC	38-38	0:00	5	4	46	0	0	(ot) 41-38
02/03/02	STL**	17-17	1:21	8	5	53	0	0	20-17
01/19/02	OAK*	3-13	15:00	27	20	138	0	0	(ot) 16-13
12/16/01	at BUF	6-9	5:57	13	9	116	0	0	(ot) 12-9
12/02/01	at NYJ	14-16	15:00	7	6	56	0	0	17-16
10/14/01	SD	16-26	8:48	18	13	130	1	0	(ot) 29-26

[^]-Statistics are from the time noted until the end of the game * Divisional Playoffs ** Super Bowl



WR RANDY MOSS NEWS & NOTES

MOSS: ALL-TIME LEADER IN RECEPTIONS PER TD

Over his 11-year NFL career, Randy Moss has averaged one touchdown for every 6.25 receptions, a total that is the best in NFL history among any receiver with at least 500 receptions. Moss has caught 148 touchdowns out of 926 career receptions.



ALL-TIME NFL LEADERS / RECEPTIONS PER TOUCHDOWN

(Minimum 500 career receptions)

Player	Team(s)	Years	Rec	TD	Rec/TD
Randy Moss	MIN/OAK/NE	1998-2009	926	148	6.25
Lance Alworth	SD/DAL	1962-1972	542	85	6.38
Nat Moore	MIA	1974-1986	510	74	6.89
Mark Clayton	MIA/GB	1983-1993	582	84	6.93
Terrell Owens	SF/PHI/DAL/BUF	1996-2009	1006	144	6.99

MOSS IS NFL'S PREMIER TD RECEIVER

Since entering the NFL in 1998, Randy Moss has caught 148 touchdown passes, more than any other player over that span. Since joining the Patriots via trade prior to the 2007 season, Moss has caught 47 touchdowns – also the best in the league over that span. In terms of overall touchdowns (rushing, receiving and returning), Moss has totaled 149 scores since entering the league in 1998 (148 via reception and one via punt return), a tally that ranks second only to LaDainian Tomlinson (153 touchdowns) over that span. Moss's 13 receiving touchdowns in 2009 tied for the NFL lead with Larry Fitzgerald and Vernon Davis.

NFL TOUCHDOWN RECEPTION LEADERS SINCE MOSS JOINED THE PATRIOTS IN 2007

Player	Team(s)	Rec	Yds	TD
Randy Moss	NE	250	3,765	47
Larry Fitzgerald	ARZ	293	3,932	35
Terrell Owens	DAL/BUF	205	3,236	30
Dallas Clark	IND	235	2,570	27
Reggie Wayne	IND	286	3,919	26

NFL TOUCHDOWN RECEPTION LEADERS SINCE MOSS ENTERED THE NFL IN 1998

Player	Team(s)	Rec	Yds	TD
Randy Moss	MIN/OAK/NE	926	14,465	148
Terrell Owens	SF/PHI/DAL/BUF	911	13,495	132
Marvin Harrison	IND	965	12,878	114
Tony Gonzalez	KC/ATL	966	11,439	80
Hines Ward	PIT	895	10,947	78

MOSS 4TH ON NFL'S ALL-TIME TD LIST

Moss is fourth all-time in career touchdowns with 149, behind active leader RB LaDainian Tomlinson.

NFL'S ALL-TIME TOUCHDOWN LEADERS (*Active Players)

Rk	Player	Season	TD
1	Jerry Rice	1985-2004(20)	208
2	Emmitt Smith	1990-2004(15)	175
3	LaDainian Tomlinson*	2001-2009(9)	153
4	Randy Moss*	1998-2009(12)	149
5	Terrell Owens*	1996-2009(14)	147
6	Marcus Allen	1982-1997(16)	145
7	Marshall Faulk	1994-2005(12)	136

MOSS HAS 10TH CAREER 10-CATCH GAME

Moss had 10 catches in the win vs. Atlanta (9/27), making it his 10th game with 10 or more catches. The 10-catch performance was Moss's second of 2009 – he tied a career high with 12 catches in the season-opener vs. Buffalo (9/14). Moss now has three 10-catch games with New England.

MOSS TIES RICE FOR MOST 10-PLUS TD SEASONS

Randy Moss scored on a 13-yard touchdown pass in the second quarter at Buffalo to record his 10th touchdown of the season. Moss now has nine 10-plus touchdown seasons to tie Jerry Rice for the most NFL seasons with 10-plus receiving touchdowns.

MOSS AMONG ALL-TIME LEADERS

Randy Moss is among the NFL's all-time leaders in two major receiving categories – career touchdown receptions and receiving yards per game. In his 10-plus seasons, Moss has caught 148 touchdown passes, second only to Jerry Rice's 197 touchdown receptions. Additionally, Moss has averaged 77.8 receiving yards per game during his career, a mark that ranks second in NFL history.

NFL ALL-TIME LEADERS / RECEIVING TOUCHDOWNS

Player	Years	Team(s)	TDs
Jerry Rice	1985-2004	SF/OAK/SEA	197
Randy Moss	1998-2009	MIN/OAK/NE	148
Terrell Owens	1996-2009	SF/PHI/DAL/BUF	144
Cris Carter	1987-2002	PHI/MIN/MIA	130
Marvin Harrison	1996-2008	IND	128

NFL ALL-TIME LEADERS / RECEIVING YARDS PER GAME

(Minimum 100 Games Played)

Player	Years	Team(s)	Gms	Yds	Yd/G
Andre Johnson	2003-2009	HOU	102	7,948	77.9
Randy Moss	1998-2009	MIN/OAK/NE	186	14,465	77.8
Torry Holt	1999-2009	STL/JAX	173	13,382	77.4
Marvin Harrison	1996-2008	IND	190	14,580	76.7
Jerry Rice	1985-2004	SF/OAK/SEA	303	22,895	75.6

NFL ALL-TIME LEADERS / 100-YARD RECEIVING GAMES

Player	Team(s)	Years	Gms
Jerry Rice	SF/OAK/SEA	1985-2004	76
Randy Moss	MIN/OAK/NE	1998-2009	64
Marvin Harrison	IND	1996-2008	59

NFL ALL-TIME LEADERS / GAMES WITH 2+ TD REC.

Player	Team(s)	Years	Gms
Jerry Rice	SF/OAK/SEA	1985-2004	44
Randy Moss	MIN/OAK/NE	1998-2009	35
Terrell Owens	SF/PHI/DAL/BUF	1996-2009	30
Marvin Harrison	IND	1996-2008	29

MOSS REACHES 1,000 YARDS FOR 10TH TIME

Randy Moss reached 1,000 receiving yards for the third straight season and the 10th time in his career after finishing the season with 1,264 receiving yards. He joined Jerry Rice (14 seasons) as the only players in NFL history with 10 1,000-yard receiving seasons.

MOSS MOVING UP ALL-TIME LISTS

Moss finished with 83 receptions in 2009 and became just the 11th NFL player to reach 900 receptions. He is 10th on the NFL's all-time reception list with 926 career receptions. He is one of 23 players to have at least 800 receptions.

MOSS MOVING UP ALL-TIME LISTS

Randy Moss currently ranks sixth on the NFL's all-time receiving yards list with 14,465 receiving yards. He one of just seven players to reach 14,000 yards. Moss moved into the top 10 on the NFL's receiving yardage list on Dec. 14, 2008 at Oakland.

NFL ALL-TIME LEADERS / RECEIVING YARDS

Rk	Player	Team(s)	Years	Yards
1	Jerry Rice	SF/OAK/SEA	1985-2004	22,895
2	Isaac Bruce	STL/SF	1994-2009	15,208
3	Terrell Owens	SF/PHI/DAL/BUF	1996-2009	14,951
4	Tim Brown	OAK/TB	1988-2004	14,934
5	Marvin Harrison	IND	1996-2008	14,580
6	Randy Moss	MIN/OAK/NE	1998-2009	14,465
7	James Lofton	GB/OAK/BUF/STL/PHI	1978-1993	14,004
8	Cris Carter	PHI/MIN/MIA	1987-2002	13,899
9	Henry Ellard	LA(N)/WAS/NE	1983-1998	13,777
10	Torry Holt	STL/JAX	1999-2009	13,382

MOSS GOES LONG

Moss had a 55-yard reception and a 63-yd TD reception at Indianapolis (11/5). It was the fourth time in his career that he has had two or more 50-yard receptions in the same game. He once scored three 50-yd touchdowns (51, 56 and 56) (11-26-98 at Dallas).



WR Wes Welker News & Notes

WELKER LEADS NFL IN RECEPTIONS SINCE 2007

Wes Welker leads the NFL with 346 receptions since the start of 2007. He is the first player to reach 300 receptions in his first 40 games with a new team. Welker led the NFL in receptions in 2009 with 123, despite missing two games early in the year and part of the season-finale due to an injury.



2007-PRESENT NFL REC. LEADERS

Player	Team	Rec.	Yds	TD
Wes Welker	NE	346	3,688	15
Brandon Marshall	DEN	307	3,710	23

2009 RECEPTION LEADERS

Player	Team	Rec.
Wes Welker	NE	123
Steve Smith	NYG	107
Brandon Marshall	DEN	101

WELKER: 7.5 CATCHES A GAME SINCE 2007

Wes Welker is averaging 7.5 receptions per game since joining New England in 2007. His 7.5 average is the highest in the NFL during that time.

MOST RECEPTIONS PER GAME SINCE 2007 (Minimum-20 games)

Player	Team	Average
Wes Welker	New England Patriots	7.5
Andre Johnson	Houston Texans	6.7
Brandon Marshall	Denver Broncos	6.7

WELKER FINISHES WITH SECOND MOST RECEPTIONS AND SECOND HIGHEST AVERAGE IN NFL HISTORY

Welker led the NFL with 123 receptions, despite missing two games due to injury and part of the season-finale due to an injury. He averaged 8.8 receptions in the 14 games he played. The 123 receptions are a Patriots record and match Herman Moore (Detroit in 1995) for the second most receptions in a single season in NFL history, behind Marvin Harrison's NFL record of 143 receptions in 2002. Welker's 8.8 catches per game in 2009 rank second in NFL history to the 8.9 average set by Harrison in 2002.

Welker has had six or more receptions in 26 of his last 30 regular-season games. He has 18 games with nine or more catches since joining the Patriots. His 18 games with nine or more catches are the most in Patriots history.

MOST RECEPTIONS IN A SEASON

Player	Team	Year	Receptions
Marvin Harrison	Indianapolis	2002	143
Wes Welker	New England	2009	123
Herman Moore	Detroit	1995	123
Cris Carter	Minnesota	1994	122
Cris Carter	Minnesota	1995	122
Jerry Rice	San Francisco	1995	122

WELKER LEADS NFL IN YARDS AFTER CATCH

Welker leads the NFL in yards after the catch since joining the Patriots in 2007. His 721 YAC yards in 2009 were second to Baltimore's Ray Rice, who had 757.

MOST YARDS AFTER THE CATCH SINCE 2007

Player	Team	Yards After the Catch
Wes Welker	New England Patriots	2,119
Brandon Marshall	Denver Broncos	1,515

WELKER SETS CAREER HIGHS AGAINST JETS

Welker had 15 receptions for 192 yards against the Jets (11/22), setting the Patriots record for most catches in a non-overtime game.

MOST RECEPTIONS IN A GAME IN PATRIOTS HISTORY

Rec.	Player	Date	Opp	W/L	Score
16	Troy Brown	09/22/02	vs. KC	W	41-38 (ot)
15	Wes Welker	11/22/09	vs. NYJ	W	31-14

WELKER HAS 3rd BEST RECEIVING TOTAL IN PATRIOTS HISTORY

Welker totaled 192 receiving yards against the Jets (11/22), the third-best single game receiving yard total in the 50-year history of the Patriots.

MOST RECEIVING YARDS IN A GAME IN PATS HISTORY

Yds.	Player	Date	Opp	W/L	Score
214	Terry Glenn	10/03/99	at CLE	W	19-7
193	Terry Glenn	12/06/98	at PIT	W	23-9
192	Wes Welker	11/22/09	NYJ	W	31-14

WELKER TIES NFL RECORD FOR MOST 10-PLUS CATCH GAMES IN A SEASON WITH SEVEN

Welker had his seventh 10-plus reception game of the 2009 season with 13 vs. Jacksonville (12-27) to tie the NFL record for most 10-plus reception games in a single season. Andre Johnson of Houston had seven 10-plus reception games in 2008. The 10-plus receptions against the Jaguars marked the 11th time in his career that Welker had reached 10 or more receptions in a game.

PATRIOTS MOST GAMES WITH 10-PLUS CATCHES

Player	No. of 10-plus reception games for the Patriots
Wes Welker	11
Ben Coates	5
Troy Brown	5

WELKER GOES OVER 100 RECEPTIONS IN 2009

Wes Welker's 10-catch game vs. Carolina pushed him over 100 receptions for the third straight season. He joins Marvin Harrison (4), Jerry Rice (3), Herman Moore (3) and Brandon Marshall (3) as the only players to catch 100 passes in three consecutive seasons. Welker owns the Patriots three highest single-season reception totals with 123 in 2009, 112 in 2007 and 111 in 2008.

WELKER PILES UP YARDS

Wes Welker (1,175 in 2007 and 1,165 in 2008) joined Randy Moss to become the first Patriots players with back-to-back 1,000-yard receiving seasons and stretched that to three straight seasons after breaking the 1,000-yard mark at Miami.

Welker had a career-high in receiving yards with 1,348 in 2009. It is the third highest in team history. Welker has three of the top eight receiving seasons in team history.

PATRIOTS SINGLE-SEASON RECEIVING YARD LEADERS

Player	Season	Yds	Rec.	TD
Randy Moss	2007	1493	98	23
Stanley Morgan	1986	1491	84	10
Wes Welker	2009	1348	123	4
Troy Brown	2001	1199	101	5
Randy Moss	2009	1264	83	13
Wes Welker	2007	1175	112	8
Ben Coates	1994	1174	96	7
Wes Welker	2008	1165	111	3

WELKER'S ROUTE TO THE NFL

Despite being named the Oklahoma football player of the year by both *USA Today* and the *Daily Oklahoman*, Wes Welker's only scholarship offer came from Texas Tech, and only after a player that committed to Texas Tech backed out.

"I was thinking I'd get a scholarship somewhere," Welker said. "When it didn't happen when it was supposed to I was pretty hurt by it."

Welker had an impressive collegiate career, accumulating 259 receptions and eight punts returned for touchdowns. He even won a national award as the best special teams player in the country. Despite those accolades, he was passed over in the 2004 NFL draft and signed with San Diego as a free agent. He made the team, then was cut after the first game. He signed with Miami soon after and was used just on special teams. He caught New England's eye with a 71-yard punt return on Monday Night Football in a game against the Patriots. He was acquired by the Patriots in a trade with Miami in 2007.



PATRIOTS NEWS & NOTES

WELKER TIES NFL RECORD FOR FEWEST INDIVIDUAL GAMES PLAYED TO REACH 100 RECEPTIONS

Welker reached 100 receptions in his 11th game of the season to tie Marvin Harrison for the fewest individual games played to reach 100 receptions in a season in NFL history. Harrison caught 100 passes in his first 11 games of the 2002 season en route to an NFL-record 143 catches. (Welker missed two games in 2009 due to injury).

WELKER GOES OVER 100 YARDS

Welker had a career-high six 100-yard games in 2009 and has 14 for his career. His previous high for most 100-yard games in a season was four in 2007 and 2008.

MOSS AND WELKER: FIRST TIME IN PATS HISTORY TWO PLAYERS HAVE 12 CATCHES

Randy Moss and Wes Welker each hauled in 12 catches for the Patriots in the first meeting in 2009 against Buffalo (9/14), with each player tying the team's fifth-highest single-game reception total. It is the first time in team history that two players have had at least 12 catches in the same game. The last time the Patriots had two or more players with at least 10 catches in the same game was on Nov. 13, 1994, when Leroy Thompson had 11 catches, Ben Coates had 10 and Michael Timpson had 10 catches in a 26-20 overtime win over Minnesota.

MOSS AND WELKER GO THREE STRAIGHT YEARS WITH 1,000 YARDS EACH

Wes Welker (1,348) and Randy Moss (1,264) became the first Patriots players to have three straight 1,000-yard seasons. It is the sixth time in NFL history a team has had two players go three straight seasons with 1,000 yards. Moss was part of another tandem to accomplish the feat from 1998-2000.

TEAMS WITH TWO RECEIVERS WITH 1,000 OR MORE YARDS IN THREE STRAIGHT SEASONS

(same two players)

New England	2007-09	Randy Moss/Wes Welker
Indianapolis	2004-06	Reggie Wayne/Marvin Harrison
St. Louis	2000-02	Isaac Bruce/Torry Holt
Denver	1998-00	Rod Smith/Ed McCaffrey
Minnesota	1998-00	Cris Carter/Randy Moss
*Minnesota	1994-97	Cris Carter/Jake Reed

*Four Straight

WELKER AND MOSS AMONG RECEPTION LEADERS

Welker led the NFL with 123 receptions, while Moss tied for 12th with 83 receptions.

NFL/LEADERS IN RECEPTIONS

1. Wes Welker	123	8. Hines Ward	95
2. Steve Smith	107	9. Jason Witten	94
3t. Andre Johnson	101	10. Roddy White	85
3t. Brandon Marshall	101	11. Anquan Boldin	84
5t. Reggie Wayne	100	12t. Randy Moss	83
5t. Dallas Clark	100	12t. Sidney Rice	83
7. Larry Fitzgerald	97		

WELKER AVERAGED NEARLY 100 YDS PER GAME

Wes Welker averaged 96.3 receiving yards per game. Since 2000, an NFL player has averaged 100 or more yards per game only 10 times

SEASON'S BEATINGS


Since Bill Belichick became head coach in 2000, the Patriots have had consistent late-season success, winning 24 of their 30 games played between Dec. 25 and the end of the NFL postseason. New England's record includes a 14-4 playoff mark and a 10-2 regular-season record over that span.

PATRIOTS UNDER BILL BELICHICK AFTER CHRISTMAS (24-6)

2000	0-0	2005	2-2
2001	4-0	2006	3-1
2002	1-0	2007	3-1
2003	4-0	2008	1-0
2004	5-0	2009	1-2
2000-09 Totals		24-6	

KEVIN FAULK IS HIGH ON THE CHARTS

Kevin Faulk has filled various roles since joining the team in 1999. He is the Patriots all-time leader in all-purpose yards with 12,140. He ranks fifth in rushing (3,505), fourth in receptions (418), eighth in pass receiving yards (3,605), 21st in scoring (200), sixth in total punt return yards (932) and first in kickoff return yards (4,098). Faulk owns the longest non-touchdown kickoff return in team history when he covered 95 yards on a return against the New York Jets (11/15/99).



PATRIOTS LEADERS / ALL-PURPOSE YARDS ALL-TIME

Player	Years	ALL-PURPOSE YARDS
Kevin Faulk	2001-09	12,140
Stanley Morgan	1977-89	11,468
Troy Brown	2001-07	11,053
Irving Fryar	1984-92	8,184

He is one of just six NFL players this decade to total 3,000 rushing yards and 3,000 receiving yards. (Tiki Barber, Brian Westbrook, Marshall Faulk, Michael Pittman and LaDarian Tomlinson.

FAULK IS THIRD ON ALL-TIME YARDS FROM SCRIMMAGE

Faulk is third on the Patriots all-time list with 7,110 yards from scrimmage.

PATRIOTS LEADERS / YDS FROM SCRIMMAGE ALL-TIME

Player	Years	Rush-Yd	Rec.-Yd	Yd/Scrim.
Stanley Morgan	1977-1989	21-127	534-10352	10479
Sam Cunningham	1973-1982	1385-5453	210-1905	7359
Kevin Faulk	2001-09	839-3505	418-3605	7110
Tony Collins	1981-1987	1191-4647	261-2356	7003

Faulk has more total yards from scrimmage than any other Patriots player since 2001. Faulk has totaled 5,750 yards from scrimmage (2,708 rushing and 3,042 receiving).

FAULK: FRANCHISE RB RECEPTIONS LEADER

Faulk is the Patriots' all-time leader in receptions by a running back, totaling 418 career receptions. His receiving total ranks fourth on the Patriots' overall receptions list. He is the 26th running back in NFL history to reach 400 receptions.

RECEPTIONS BY PATRIOTS RUNNING BACKS

Player	Years	Rec.
Kevin Faulk	1999-2009	418
Tony Collins	1981-87	261
Sam Cunningham	1973-79, 1981-82	210
Larry Garron	1960-68	185

ACTIVE NFL RB RECEIVING LEADERS

Rk	Player	Years	Rec.Yards.
1	LaDarian Tomlinson (San Diego)	2001-09	3,955
2	Brian Westbrook (Philadelphia)	2002-09	3,790
3	Kevin Faulk (New England)	1999-2009	3,605

ELITE COMPANY

The Patriots are the fourth team in NFL history to start a season with 25,000-yard passer (Tom Brady - 30,844), a 10,000-yard receiver (Randy Moss - 14,465) and a 10,000-yard rusher (Fred Taylor - 11,540).

TEAM PLAYERS

Dallas (1998)	Aikman (26,016), E.Smith (11,234), Irvin (10,680)
Dallas (1999)	Aikman (28,346), E.Smith (12,566), Irvin (11,737)
StL (2004)	Chandler (28,021), Faulk (11,213), Bruce (10,461)

OFFENSIVE LINE ALLOWS THE LEAST AMOUNT OF SACKS IN TEAM HISTORY (IN 16 GAME SEASON)

The Patriots offensive line allowed 18 sacks in 2009, the fewest in New England history since the NFL moved to a 16-game schedule in 1978. The previous best was 21 sacks in 2007.



Patriots News & Notes

FRED TAYLOR AMONG NFL'S BEST

Fred Taylor ranks 15th in NFL history for most rushing yards with career totals of 2,484 carries for 11,540 yards and 66 rushing touchdowns in 146 games. He trails only San Diego's LaDainian Tomlinson (12,490) among active running backs in rushing yards. Taylor ranks among the NFL's all-time best in several categories.



Rushing yards per game (79.0)	13 th
Yards from scrimmage per game (95.3)	16 th
Rushes of 10-plus yards (330)	5 th
Rushes of 50-plus yards (13)	4 th
Yards from scrimmage (13,918)	26 th
Rushing touchdowns (66)	30 th

TAYLOR REGISTERS 49th CAREER 100-YD GAME

Fred Taylor finished with 105 yards rushing on 21 carries in the win vs. Atlanta (9/27), recording his 49th 100-yard rushing game and his first as a Patriot. Taylor's 49 100-yard rushing games rank ninth in NFL history and first among active players.

MOST 100-YARD RUSHING GAMES/CAREER

1. Emmitt Smith 78	6. Jim Brown 58
2. Walter Payton 77	7. Edgerrin James 57
3. Barry Sanders 76	8. Curtis Martin 57
4. Eric Dickerson 64	9. Fred Taylor 49
5. Jerome Bettis 61	10. Franco Harris 47

TAYLOR'S AVERAGE IS HIGH

Fred Taylor ranks fifth in NFL history with a 4.6 yards per rush average among running backs with at least 10,000 yards. Below is the all-time list:

RK	PLAYER	AVG	RK	Player	AVG
1.	Jim Brown	5.2	4.	Tiki Barber	4.7
2.	Barry Sanders	5.0	5. Fred Taylor	4.6	
3.	O.J. Simpson	4.7			

Among active NFL running backs, Taylor's 4.6-yard average trails only Carolina's DeAngelo Williams (5.1), Minnesota's Adrian Peterson (4.9), Atlanta's Michael Turner (4.9), San Francisco's Frank Gore (4.8) and Jacksonville's Maurice Jones-Drew (4.7).

PATRIOTS WERE GOOD AT GOING LONG AND GETTING FIRST DOWNS

The Patriots finished second in the NFL with 37 drives of 10 plays or more. The NFL average was 26 10-play drives. The Patriots led the NFL with 373 first downs, the third most in team history to the 293 in 2007 and 356 in 2008. In 2009, the NFL average for first downs was 299.

BRADY GOES DEEP

Brady completed two 58-yard passes and an 81-yard pass at Miami (12/6). It is the first time in his career that he has completed three passes of 50 or more yards in the same game. He has five games with two 50-yard completions, including one in 2009. He completed a 63-yard touchdown and a 55-yard pass to WR Randy Moss at Indianapolis (11/15/09).

PATRIOTS ELECT FIVE SEASON CAPTAINS

The New England Patriots announced their 2009 captains prior to the start of the regular-season. Quarterback Tom Brady and WR Randy Moss serve as offensive captains. Nose tackle Vince Wilfork and LB Jerod Mayo serve as defensive captains. Wide receiver Sam Aiken serves as special teams captain. The Patriots' 2009 captains were elected by their teammates.

PATRIOTS FIRST TO PLAY 7 TEAMS WITH UNDEFEATED RECORDS

New England became the first team in NFL history to face seven teams with an undefeated record in a single season. The Patriots faced Buffalo, New York Jets, Atlanta, Baltimore, Denver, Indianapolis and New Orleans when they were undefeated.

PATRIOTS WERE CLOSE TO HAVING TWO PLAYERS WITH 10-PLUS TOUCHDOWNS

Randy Moss has 13 receiving touchdowns and Laurence Maroney has 9 rushing touchdowns. The Patriots had two players finish with 10 or more touchdowns overall two times. In 1974, Mack Herron had 12 TDs (7 rushing, 5 receiving) and Sam Cunningham had 11 (9 rushing, 2 receiving). In 1976 Steve Grogan had 12 TDs (12 rushing) Andy Johnson had 10 tds (6 rushing, 4 receiving).

SEAU AND THOMAS AMONG ACTIVE SACK LEADERS

Junior Seau (56.5) and Adalius Thomas (53.0) are among six active linebackers with 50 or more sacks. (Joining Joey Porter, DeMarcus Ware, Mike Vrabel and Chike Okeafor).



ACTIVE NFL LBs WITH AT LEAST 50.0 SACKS

Player	Years	Sacks
Joey Porter (Pitt/Mia)	1999-09	92.0
DeMarcus Ware (Dallas)	2005-09	64.5
Mike Vrabel (NE/KC)	1997-09	57.0
Junior Seau (SD/MIA/NE)	1990-09	56.5
Adalius Thomas (Bal/NE)	2000-09	53.0
Chike Okeafor (SF/SEA/ARI)	1999-2009	53.0

A JUNIOR ACHIEVEMENT

LB Junior Seau ended a streak of 24 consecutive regular-season victories in games in which he appeared with the loss at Miami (12/6). Seau's 24 wins are tied with DT Maulty Moore of the Miami Dolphins (1972-73) for the longest personal winning streak since the merger. Seau's record stretched from two wins in November of 2006 (he finished the 2006 season on IR), 16 regular-season wins in 2007, the final four games of 2008 and the wins over Tennessee and Tampa Bay in 2009. Seau was active but did not play vs. Miami (11/8), at Indianapolis (11/15) and vs. Jets (11/22) and was inactive at New Orleans (11/30).

BANTA-CAIN SETS CAREER-HIGHS IN SACKS

LB Tully Banta-Cain set a single-game career-high with three sacks in the win at Buffalo (12/20) and closed out the 2009 season with a career-high of 10.0 sacks for the season. His previous best for a season was 5.5 in 2006 with the Patriots. He had three games in 2009 with at least two sacks and now has five games in his career with at least two sacks. The Patriots have now had a player finish the season with double digit sack totals 12 times. Banta-Cain's 10 sacks are the most for the Patriots since Mike Vrabel's 12.5 sacks in 2007.

LEADING IN BOTH SACKS AND INTERCEPTIONS

Shawn Springs (2004 with Washington) Adalius Thomas (2005 with Baltimore) and Junior Seau (1997 with San Diego) are three of just six players in NFL history to lead their team in both sacks and interceptions in a season.

1997 Junior Seau (San Diego)

2002 Joey Porter (Pittsburgh)

2004 Shawn Springs (Washington)

2005 Adalius Thomas (Baltimore)

2006 Jason Taylor (Miami)

2008 Dewayne White (Detroit)

PATRIOTS FORCE TURNOVERS

The Patriots did not force a turnover against Miami (11/8), breaking a streak of 15 straight games with a turnover. That streak had been the longest streak in the NFL. The Patriots finished +6 in 2009, which was tied for eighth in the NFL. The Patriots are +76 since 1997. Below is a turnover table since the 1997 season.

NFL TURNOVER MARGIN SINCE 1997

Rank	Team	Turnover Margin
1.	New England	+76
2.	Kansas City	+70
3.	Jacksonville	+58



PATRIOTS NEWS & NOTES

DOMINANT DEFENSE

The Patriots defense finished 11th in the NFL, eight yards behind the 10th place Washington Redskins. The Patriots defense has finished in the top ten 13 times, including five times under Head Coach Bill Belichick.

OFFENSE RANKS HIGH

The Patriots offense finished third in the NFL after averaging 397.3 yards in total offense. That total is the second highest in team history to the 411.3 yards in total offense per game in 2007.

MOST TOTAL NET YARDS PER GAME IN TEAM HISTORY

Year	Gm	Yds/Gm	Year	Gm	Yds/Gm
1. 2007	16	411.3	5. 1994	16	361.0
2. 2009	16	397.3	6. 2004	16	357.6
3. 1978	16	372.8	7. 1981	16	351.4
4. 2008	16	365.4			

PATRIOTS ON THE POINT

The Patriots scored 427 points in 2009 and finished sixth in the NFL with 26.7 points per game. The 427 points are the fourth most in team history.

MOST POINTS SCORED IN A SEASON BY THE PATRIOTS

589 in 2007
441 in 1980
437 in 2004
427 in 2009
418 in 1996

TOP OFFENSE

The Patriots offense finished third in the NFL. It is the third straight season that the offense finished in the Top 10. Since the 1970 merger, the Patriots' offense has finished in the top 10 15 times, including five times under head coach Bill Belichick.

OFFENSE RK

2009	3
2008	5
2007	1

PATRIOTS CLOSE OUT THE AFC EAST REGULAR SEASON SCHEDULE AT 4-2

The Patriots closed out the 2009 AFC East schedule with a 4-2 record. It is the Patriots' ninth consecutive winning record in AFC East play.

DIVISIONAL DOMINANCE

The New England Patriots own a 43-13 (.768) record in regular season AFC East games since the beginning of the 2001 season, compiling the best intra-division record of any team in the NFL over the last eight seasons. The Patriots finished 4-2 in the division in 2009.

NFL'S TOP DIVISIONAL RECORDS SINCE 2001

Team	W	L	T	Pct.
New England Patriots	43	13	0	.768
Indianapolis Colts	41	15	0	.732
Pittsburgh Steelers	41	17	0	.707
Green Bay Packers	38	18	0	.679

AFC EAST DIVISIONAL RECORDS SINCE 2001

Team	W	L	T	Pct.	Div. Titles	Years
New England	43	13	0	.768	7	2001, 03-07, 09
New York Jets	27	29	0	.482	1	2002
Miami	24	32	0	.429	1	2008
Buffalo	19	37	0	.339	0	---

NOTES: The Indianapolis Colts were members of the AFC East in 2001 and compiled a 3-5 divisional record that season. In 2002, the Patriots and Jets both finished with a 9-7 overall record and a 4-2 divisional record, but the Jets claimed the division title by virtue of having a better record against common opponents. In 2008, the Patriots and Dolphins both finished with an 11-5 overall record and a 4-2 divisional record.

PATRIOTS EXTEND WINNING STREAK OVER BUFFALO

The Patriots extended their winning streak to 13 games over Buffalo (12-20). The 13-game winning streak is for the fourth longest winning streak in NFL history.

LONGEST NFL SERIES WINNING STREAKS

Team	Opponent	Win Streak	Last Loss
Miami	Buffalo	20	(1970-79)
San Francisco	Rams	17	(1990-98)
Miami	Colts	14	(1980-87)
New England	Buffalo	13	(2003-current)
Dallas	Cardinals	13	(1990-96)
San Diego	Oakland	13	(2003-current)


EVEN STEPHEN

Since joining the Patriots as a fourth-round draft choice in 2006, Stephen Gostkowski has connected on 85.1 percent of his regular-season field goal attempts (103-for-121), achieving the best field goal percentage in Patriots history.

PATRIOTS ALL-TIME LEADERS / FIELD GOAL PCT.

(Minimum 50 Attempts)

Player	Years	FGM	FGA	Pct.
Stephen Gostkowski	2006-09	103	121	.851
Adam Vinatieri	1996-05	263	321	.819



GOSTKOWSKI GOES OVER 100 POINTS

Gostkowski finished sixth in the NFL with 125 points. He has scored over 100 points in each of his four NFL seasons (103 in 2006, 137 in 2007 and 148 in 2008). In 2008, he had an NFL-best 148 points.

PATRIOTS WIN GAME NUMBER 400

The Patriots recorded the franchise's 400th all-time victory, including postseason games, with the 26-10 win over Atlanta (9/27). The 400 victories rank third among the eight original AFL teams, behind Denver and Oakland. The eight original AFL teams, including the Patriots, began play in 1960. The Patriots recorded their milestone 400th victory in their 50th season and in their 777th overall game. Since Robert Kraft purchased the team in 1994, the Patriots have 183 victories, more than any other NFL team during that span.

OVERALL VICTORY TOTAL OF ORIGINAL AFL TEAMS

Team	W	L	T	Pct.
Oakland Raiders	435	353	11	.551
Denver Broncos	411	367	10	.528
New England Patriots	408	373	9	.522
Kansas City Chiefs	393	372	12	.514
San Diego Chargers	385	385	11	.500
Tennessee Titans	385	398	6	.492
Buffalo Bills	368	409	8	.474
New York Jets	348	419	8	.454

STRONG IN THE SECOND HALF

Since 2001, New England has done a remarkable job of finishing the season strong, compiling a 75-22 (.773) record after Nov. 1, including playoff games.

PATRIOTS BEFORE AND AFTER NOV. 1, SINCE 2001

Season	Pre-11/1	Post-11/1	Totals	December
2001	3-4	11-1	14-5	4-0
2002	3-4	6-3	9-7	2-2
2003	6-2	11-0	17-2	4-0
2004	6-1	11-1	17-2	3-1
2005	4-3	7-4	11-7	4-0
2006	6-1	8-4	14-5	4-1
2007	8-0	10-1	18-1	5-0
2008	5-2	6-3	11-5	4-0
2009	5-2	5-5	10-7	3-1
Totals	46-19 (.708)	75-22 (.773)	121-41 (.747)	33-5 (.868)

NOTE: Includes Regular Season and Playoffs



PATRIOTS NEWS & NOTES

TOUGH AT HOME

The Patriots own an overall record of 59-13 (.819) at Gillette Stadium. Since their state-of-the-art facility opened at the beginning of the 2002 season, the Patriots own the NFL's best record at home. In the franchise's first 43 seasons, the Patriots never enjoyed an undefeated season at home. In the past eight seasons at Gillette stadium, the Patriots have celebrated four undefeated seasons (2003, 2004, 2007 and 2009).

BEST HOME RECORDS SINCE 2002

Team	W	L	T	Pct.
New England	59	13	0	.819
Pittsburgh	50	19	1	.793
Indianapolis	55	15	0	.786
Baltimore	47	20	0	.701
Philadelphia	48	23	0	.676
San Diego	46	22	0	.676
Seattle	46	23	0	.667
Denver	43	23	0	.652

NFL'S TOP DECEMBER RECORD SINCE 2003

Rk	Team	Record
1	New England Patriots	27-3
2	San Diego Chargers	25-6
3t	Indianapolis Colts	22-8
3t	Philadelphia Eagles	22-8
4t	Pittsburgh Steelers	20-10
4t	Carolina Panthers	20-10

TOP QB HOME STARTING RECORDS SINCE 1970 MERGER

Player	Team(s)	W	L	T	Pct.
Tom Brady	NE	62	11	0	.849
Terry Bradshaw	PIT	75	14	0	.843
John Elway	DEN	104	25	0	.806
Steve Young	TB/SF	63	19	0	.768

TOP TELEVISION RATINGS

The Patriots game against the Saints earned a 15.0 rating, representing an average of 14,872,000 households, making it **the second most-watched cable telecast of all time**, as well as **ESPN's second-highest rating** in the network's 30-year history. The Patriots-Saints game finished just shy of ESPN's October 5 (GB at MIN), which set the all-time cable records with a 15.3 rating.

PATRIOTS 2009 RATINGS IN BOSTON TV MARKET

Date	Opp.	Net.	Boston TV	HH Rat.	HH Share
09/14	BUF	ESPN	WCVB	35.1*	54*
09/20	NYJ	CBS	WBZ	24.6	59
09/27	ATL	FOX	WFXR	26.82	55
10/04	BAL	CBS	WBZ	28.15	62
10/11	DEN	CBS	WBZ	29.73	57
10/18	TEN	CBS	WBZ	34.4	58
10/25	TB	CBS	WBZ	25.3	59
11/08	MIA	CBS	WBZ	28.8	68
11/15	INDY	NBC	WHDH	34.4	55
11/22	NYJ	CBS	WBZ	34.73	59
11/30	NO	ESPN	WCVB	35.0	52
12/6	MIA	CBS	WBZ	28.2	57
12/13	CAR	FOX	WFXR	27.83	57
12/20	BUF	CBS	WBZ	33.3	57
12/27	JAX	CBS	WBZ	27.4	57
01/03	HOU	CBS	WBZ	28.50	53
01/10	BAL	CBS	WBZ	32.96	61
Avg.:				30.31	57.65

NFL'S BEST ROAD WARRIORS THIS DECADE

Since the start of the 2000 season, the Patriots have the third best road record with a 51-29 record, behind Indianapolis. (55-25) and Philadelphia. (51-28-1), despite a 2-6 road record in 2009.

TEAM	RECORD
Indianapolis	55-25
Philadelphia	51-28-1
New England	51-29

MAYO IS A YOUNG LEADER

Jerod Mayo learned knowledge and discipline are the keys to success while spending afternoons with his three brothers under the supervision of their grandfather, Walter Johnson, a retired Air Force veteran of 30 years. While Mayo's mother worked two jobs, Johnson taught the boys discipline, responsibility and the value of life. Those lessons helped Mayo develop a work ethic and demeanor that has earned him the nickname of "Old Soul" from his teammates. His leadership skills and talent helped him become only the second Patriot to be named Rookie of the Year, earning that title in 2008 to join Michael Haynes (1976).

PIERRE WOODS STAYS ON THE RIGHT PATH

On the field, linebacker Pierre Woods is respected for being one of the grittiest players on the Patriots. Woods emerged from an impoverished area of Cleveland and was steered away from a life of crime by the father of one his closest friends, Ted Ginn, Jr., now a Miami Dolphins wideout. Ted Ginn, Sr. explained to the *Boston Herald* that "it took a lot of conversations he didn't want to have to get him to understand. I had to be that protector for him. I had to be that flashlight so he could see that what I was telling him was true."

Woods credited Ginn, Sr. with having such a powerful impact on his life that when he won the Big Ten Championship at Michigan, he gave the ring to his father figure, Ginn, Sr. "As I grew as a young man, I learned to respect and love the man like a father," Woods said to the *Boston Herald*. As Woods celebrates his fourth season in Foxborough, he takes the opportunity to reflect, especially now as a father of three. "[My son] should never have to go through the things that I went through," he said. "But, I wouldn't want my kids to be blind to the fact that this is what happens in the inner cities in America."

GUYTON HAS THE WORK ETHIC

Gary Guyton was not drafted into the NFL, but through a solid work ethic was able to make the 53-man roster and earn a starting job in his second year. Taking a peek into his work history shows his work ethic goes beyond the football field. At the end of the season last year, Guyton went back to Georgia Tech and worked as an office assistant at the school's research institute.



"I was an office assistant, right there at the desk," said Guyton, who worked for a small wage at Georgia Tech Research Institute. "Just a regular office assistant. Tech is my school and I enjoyed it."

"He's smart, well prepared," Bill Belichick said. "He understands. He's got a real good understanding of football. Not just his role but where other people have to be. That's what you really want in a defensive signal-caller, someone that understands how it all works."

"It's been a long road," Guyton said. "I have come far. I've achieved some things. But I don't look back, just forward."

WILFORK WEARS HEART ON SLEEVE AND NECK

DT Vince Wilfork wears No. 75 over his bulky shoulder pads. Underneath hangs a gold chain locket for those who were number one in his heart: his parents. In 2002, parents Vince and Barbara Wilfork both passed away within five months of each other, leaving the then University of Miami star without his greatest support system. His perseverance in the face of despair led him to the NFL, while off the field he became closer with his now strongest supporter, his wife Bianca, who helped him through his losses. While he has many accomplishments on the football field and will always cherish his National Championship and Super Bowl rings, his constant reminder lies closest to his heart, a picture of his late parents at their high school prom. "I carry them with me wherever I go," Wilfork said of his parents' keepsake. "They're with me. The only regret that I have in life is that my parents are not with me today to see where I am today. But I wouldn't be anywhere today without my wife."



PATRIOTS NEWS & NOTES

MERIWEATHER MAKES BIG PLAYS ON BIG STAGE

S Brandon Meriweather prides himself on preparing for every game and every situation – in any location. At Wembley Stadium in London against Tampa Bay, Meriweather showed that not even a different time zone could throw off his timing, picking off the Buccaneers twice in the first six minutes of the game and returning one for a 39-yard touchdown. His two picks were enough to earn him AFC Defensive Player of the Week honors.

To Bill Belichick though, Meriweather has been contributing weekly, whether or not the statistics reflect his performance. Said Belichick, "From the beginning of training camp he's really been a leader for us back in the secondary, making calls, making adjustments, sometimes taking harder responsibilities with the safeties. He makes plays that don't show up on the stat sheet." As for Meriweather, living up to an expectation of a repeat performance is a challenge he welcomes. "My level of expectation is already through the roof," Meriweather said. "I expect myself to be great every day. Not good here, good there, great here, great there - I expect to be great every day."

LIKE FATHER LIKE SON

WR Matthew Slater spent his college days in Los Angeles at UCLA. The second-year promising young talent was born in 1985, when another Slater in The City of Angels was named to his second of seven Pro Bowls. Matthew's father, Jackie Slater, a Hall of Fame offensive tackle, spent his entire career with the Rams organization in LA. He was voted the NFC Offensive Lineman of the year four times—1983, 1986, 1987, and 1989. Matthew Slater, drafted in 2008, is one of six sons of Hall of Fame members to be drafted in NFL history.

HALL OF FAME FATHERS WITH SONS DRAFTED IN THE NFL

- Jackie Slater (class of 2001) – son, Matthew Slater (NE)
- Howie Long (class of 2000) – son, Chris Long (STL)
- Bobby Bell (class of 1983) – son, Bobby Bell (NYJ)
- Tony Dorsett (class of 1994) – son, Anthony Dorsett (HOU)
- Bob Griese (class of 1990) – son, Brian Griese (DEN)
- Kellen Winslow (class of 1995) – son, Kellen Winslow (CLE)

LIKE FATHER LIKE SON, PART 2

CB Shawn Springs has always been a speedster. No doubt, the gift of fast feet was a hereditary gift from his father, Ron Springs, an 8-year NFL running back for the Dallas Cowboys and Tampa Bay Buccaneers. Ron, who tallied over 2,500 rushing and 2,200 receiving yards in his career, became ill in 1990 with Type 2 Diabetes. By 2004, Shawn was a respected NFL veteran, but he was willing to give up his career and offered to donate his kidney to his father, who needed a transplant. Ron declined, saying in a 2005 *Washington Post* article, "I think that was a tremendous gesture, and it just justifies the fact that he's a loving son. But I couldn't have let him do that, because I always prayed and wanted him to be a professional athlete, so I would not have shortened his career by no means necessary."

FREE AGENTS MAKE AN IMPACT

Sixteen players on the New England 53-man roster entered the NFL as rookie free agents. Two that came to the Patriots as rookie free agents are making an impact on the defense. Mike Wright came to New England as a rookie free agent in 2005. He registered his first career two-sack game, dropping Joe Flacco twice for total losses of 17 yards vs. Baltimore (10-4). He finished with a single-season career high with 5.0 sacks. Gary Guyton came to New England as a rookie free agent in 2007. He finished second on the team with 91 total tackles. Said Bill Belichick about players coming to the Patriots as a free agents, "I think Mike's similar to some of the other players that would fall into that category. Players like Gary Guyton and guys like that who weren't high picks that came in at a pretty early point—Pierre Woods, [Brian] Hoyer - came in and showed that they belonged, both physically and athletically from a football standpoint, recognizing things, reacting, kind of knowing what to do."

MATT LIGHT AND HIS FOUNDATION

The Light Foundation, a nonprofit founded in 2001 by Matt Light, held its signature fundraising event on, September 29 at Addieville East Farm in Mapleville, RI.



The Matt Light Celebrity Shoot-Out, now in its fifth year, offers participants the opportunity to match their shooting skills against Light, his teammates, and a host of local and national celebrities. Proceeds from the one-of-a-kind event benefit the Light Foundation, a youth-based organization that strives to install honesty, accountability and responsibility in young people through unique outdoor learning experiences that include a character development football camp, a financial literacy program offered at area schools and academic scholarships. In the eight years since the organization was founded, it has raised over \$1.2 million to support these programs.

Light wanted a unique, high-profile charity event that would raise funds and exposure for his foundation, and his love of the outdoors naturally came into play.

STEPHEN NEAL TAKES A DIFFERENT ROUTE

Guard Stephen Neal knows how to use his 6-4, 305-pound frame. He has used it to gain leverage and overpower defensive linemen since 2001. The three-time Super Bowl Champion arrived in Foxborough with two NCAA titles of his own, except the only padding he saw was on the matted floors.

A championship wrestler at Cal-State Bakersfield, he compiled a 151-10 record, winning titles his junior and senior year, including a title win over NCAA wrestling and UFC heavyweight champion Brock Lesnar. In 1999, Neal won the Dan Hodge Award, known as the Heisman Trophy of wrestling.

Neal is one of only two active NFL players that did not play football in college before turning pro. The other is San Diego Chargers tight end Antonio Gates, a basketball star at Kent State. Gates led the Golden Flashes to the Elite Eight in 2002, averaging 21 points in his senior season.

JAMES SANDERS IS THE GREAT COMMUNICATOR

The Boston Herald recently wrote a story on how safety James Sanders' early life experiences were translating to the football field. Sanders grew up as the oldest of eight children in a single-parent home. So it should come as no surprise that he took the reins while his mother was out of the house. From homework to housework, James was in charge of holding the fort down in his formative years. Sanders was re-inserted into the starting lineup late in the season to help increase communication in the secondary.





PATRIOTS 50TH ANNIVERSARY

50TH ANNIVERSARY

The Patriots celebrated their 50th anniversary season in 2009 through a series of acknowledgements and dedications. The 50th season logo appeared throughout the 2009 season in Gillette Stadium, on Patriots.com, on items in the ProShop and in Patriots publications. For the Patriots and their fans, this season is one to celebrate a franchise that has grown from humble beginnings to become the winningest franchise in the NFL over the last 16 seasons.



ALL-TIME LISTS

Over the course of the year, the Patriots unveiled a series of 20 "Top 10 All-Time" lists for fans to discuss and debate on Patriots All-Access and Patriots.com. Fans had the opportunity to vote for Top 10s in each of the 20 categories at Patriots.com. Fans can also rank the Top 50 Moments in Franchise History, and the Top 10 Moments, as chosen by the fans, will be unveiled over the course of the season.

ALL-TIME TEAM

In recognition of the 50th anniversary, the Patriots' Hall of Fame nominating committee has selected an All-Time Team recognizing the greatest players at each position to play for the Patriots over 50 years. The Patriots' All-Time Team was recognized in the Patriots' home-opener against Buffalo on Sept. 14.



ALL-TIME HEAD COACH AND HONORARY CAPTS.

Bill Belichick – Head Coach
Gino Cappelletti - Honorary Offensive Captain
Tedy Bruschi – Honorary Defensive Captain

ALL-TIME OFFENSE

Bruce Armstrong – T
Matt Light – T
John Hannah - G
Logan Mankins – G
Jon Morris – C
Ben Coates – TE
Stanley Morgan - WR
Troy Brown – WR
Irving Fryar – WR
Tom Brady – QB
Jim Nance – RB
Sam Cunningham– RB

ALL-TIME DEFENSE


Julius Adams – DE
Richard Seymour – DE
Houston Antwine – DT
Vince Wilfork – DT
Andre Tippett – OLB
Mike Vrabel – OLB
Steve Nelson - ILB
Nick Buoniconti - ILB
Mike Haynes - CB
Ty Law - CB
Fred Marion - S
Rodney Harrison - S

ALL-TIME SPECIALISTS

Adam Vinatieri – PK
Kevin Faulk – Returner
Rich Camarillo – P
Mosi Tatupu – SpT

AFL LEGACY GAMES


The 2009 season marked the 50th anniversary for the American Football League (AFL), of which the Patriots were an original member. The Boston Patriots, who hosted the AFL's first regular season game on Sept. 9, 1960 at Boston University Field, were featured in the NFL's first "AFL Legacy Game" on the opening weekend of the 2009 season on Sept. 14, 2009, when the Patriots hosted the Buffalo Bills



at Gillette Stadium on Monday Night Football. It was the first of four "AFL Legacy Games" in which the Patriots appeared this season (at Den, vs. Ten and at Mia). The Patriots wore red and white "throwback" uniforms in those games, replicating the uniforms worn by the 1963 team that claimed the franchise's first division title and competed in the franchise's first league championship game. Patriots coaches will also wear apparel featuring the Pat Patriot logo.

GAMEDAY PROGRAM DESIGN

The original "Pat Patriot" was born in 1960 when newspaper cartoonist Phil Bissell was assigned to sketch a reaction upon the announcement that Boston's American Football League team would be called the Patriots. From his original "Pat" cartoon, Bissell became forever linked with the franchise that wore a copy based off of his original figure on its helmets from 1961 to 1992. Bissell, a resident of Rockport, Mass., also contributed stylized "Pat Patriot" cartoons to the covers of over 50 Patriots game programs throughout the team's AFL seasons from 1960-69. In recognition of the Patriots 50th anniversary, Bissell was commissioned to create the covers of this season's *Patriots GameDay* magazines in the same style of those early covers.



50TH ANNIVERSARY AFL EXHIBIT

The Hall at Patriot Place presented by Raytheon is a monument to 50 years of Patriots history. In recognition of both the Patriots' 50th anniversary and the 50th anniversary of the AFL, The Hall is featuring a special exhibit throughout the 2009 season of game-worn jerseys, helmets and other memorabilia from the AFL era. "The AFL Turns 50" is the most extensive collection of AFL memorabilia viewable anywhere. For more information visit the thehallatpatriotplace.com or call 508-698-4800.



2009 REGULAR-SEASONS OFFENSIVE STATISTICS

WON 10, LOST 6

09/14	W 25-24	Buffalo	68,756
09/20	L 9-16	at New York Jets	78,312
09/27	W 26-10	Atlanta	68,756
10/04	W 27-21	Baltimore	68,756
10/11	L 17-20	OT at Denver	76,011
10/18	W 59- 0	Tennessee	68,756
10/25	W 35- 7	at Tampa Bay	84,254
11/08	W 27-17	Miami	68,756
11/15	L 34-35	at Indianapolis	67,476
11/22	W 31-14	New York Jets	68,756
11/30	L 17-38	at New Orleans	70,768
12/06	L 21-22	at Miami	70,102
12/13	W 20-10	Carolina	68,756
12/20	W 17-10	at Buffalo	70,000
12/27	W 35- 7	Jacksonville	68,756
01/03	L 27-34	at Houston	71,029

N.E. Opp.

TOTAL FIRST DOWNS	373	289
Rushing	114	80
Passing	222	193
Penalty	37	16
3rd Down: Made/Att	90/206	72/194
3rd Down Pct.	43.7	37.1
4th Down: Made/Att	11/22	10/21
4th Down Pct.	50.0	47.6
POSSESSION AVG.	32:55	27:05
TOTAL NET YARDS	6357	5123
Avg. Per Game	397.3	320.2
Total Plays	1076	941
Avg. Per Play	5.9	5.4
NET YARDS RUSHING	1921	1768
Avg. Per Game	120.1	110.5
Total Rushes	466	398
NET YARDS PASSING	4436	3355
Avg. Per Game	277.3	209.7
Sacked/Yards Lost	18/104	31/229
Gross Yards	4540	3584
Att./Completions	592/390	512/300
Completion Pct.	65.9	58.6
Had Intercepted	13	18
PUNTS/AVERAGE	57/39.0	79/41.4
NET PUNTING AVG.	57/34.1	79/35.4
PENALTIES/YARDS	81/743	91/780
FUMBLES/BALL LOST	17/9	28/10
TOUCHDOWNS	50	35
Rushing	19	6
Passing	28	25
Returns	3	4

* SCORE BY PERIODS

	Q1	Q2	Q3	Q4	OT	PTS
TEAM	99	183	70	75	0	427
OPPONENTS	47	89	53	93	3	285

* SCORING

	TD	Ru	Pa	Rt	K-PAT	FG	S	PTS
Gostkowski	0	0	0	0	47/47	26/31	0	125
Moss	13	0	13	0			0	80
Maroney	9	9	0	0			0	54
Watson	5	0	5	0			0	30
F. Taylor	4	4	0	0			0	24
Welker	4	0	4	0			0	24
Faulk	3	2	1	0			0	18
Aiken	2	0	2	0			0	12
Baker	2	0	2	0			0	12
Morris	2	2	0	0			0	12
Bodden	1	0	0	1			0	6
Brady	1	1	0	0			0	6
Butler	1	0	0	1			0	6
Edelman	1	0	1	0			0	6
Hoyer	1	1	0	0			0	6
Meriweather	1	0	0	1			0	6
TEAM	50	19	28	3	47/47	26/31	0	427
OPPONENTS	35	6	25	4	33/34	14/20	0	285

2-Pt Conv: Moss, TM 1-3, OPP 0-1
 SACKS: Banta-Cain 10, D. Burgess 5, Wright 5,
 A. Thomas 3, Chung 2, Guyton 1.5, Mayo 1.5, Green 1, Ninkovich 1, Warren 1, TM 31, OPP 18
 FUM/LOST: Brady 4/2, Maroney 4/4, Morris 2/1, Moss 2/1, Welker 2/0, Edelman 1/0, Faulk 1/0,
 F. Taylor 1/1

* RUSHING

	No.	Yds	Avg	Long	TD
Maroney	194	757	3.9	45t	9
Faulk	62	335	5.4	29	2
Morris	73	319	4.4	55	2
F. Taylor	63	269	4.3	19	4
Green-Ellis	26	114	4.4	29	0
Brady	29	44	1.5	9	1
Welker	5	36	7.2	11	0
Hoyer	10	25	2.5	20	1
Tate	1	11	11.0	11	0
Slater	1	6	6.0	6	0
Edelman	2	5	2.5	5	0
TEAM	466	1921	4.1	55	19
OPPONENTS	398	1768	4.4	50	6

* RECEIVING

	No.	Yds	Avg	Long	TD
Welker	123	1348	11.0	58	4
Moss	83	1264	15.2	71t	13
Edelman	37	359	9.7	29	1
Faulk	37	301	8.1	38t	1
Watson	29	404	13.9	36	5
Aiken	20	326	16.3	81t	2
Morris	19	180	9.5	35	0
Baker	14	142	10.1	36t	2
Maroney	14	99	7.1	17	0
Galloway TM	7	67	9.6	19	0
Stanback	3	22	7.3	9	0
F. Taylor	2	17	8.5	13	0
Green-Ellis	2	11	5.5	6	0
TEAM	390	4540	11.6	81t	28
OPPONENTS	300	3584	11.9	75t	25

* INTERCEPTIONS

	No.	Yds	Avg	Long	TD
Meriweather	5	149	29.8	56	1
Bodden	5	60	12.0	53t	1
Butler	3	91	30.3	91t	1
Wilhite	2	17	8.5	17	0
Springs	1	8	8.0	8	0
Chung	1	2	2.0	2	0
Moss	1	0	0.0	0	0
TEAM	18	327	18.2	91t	3
OPPONENTS	13	146	11.2	38	1

* PUNTING

	No.	Yds	Avg	Net	TB	In	Lg	B
Hanson	56	2221	39.7	34.1	5	18	56	1
TEAM	57	2221	39.0	34.1	5	18	56	1
OPPONENTS	79	3267	41.4	35.4	2	22	64	0

* PUNT RETURNS

	Ret	FC	Yds	Avg	Long	TD
Welker	27	16	338	12.5	69	0
Edelman	6	1	63	10.5	35	0
Faulk	5	2	31	6.2	15	0
TEAM	38	19	432	11.4	69	0
OPPONENTS	20	16	180	9.0	31	0

* KICKOFF RETURNS

	No.	Yds	Avg	Long	TD
Maroney	13	279	21.5	52	0
Edelman	11	241	21.9	32	0
Slater	11	269	24.5	35	0
Faulk	6	144	24.0	32	0
Butler	5	104	20.8	26	0
Tate	4	106	26.5	34	0
Welker	2	45	22.5	27	0
Connolly	1	16	16.0	16	0
Stanback	1	22	22.0	22	0
TEAM	54	1226	22.7	52	0
OPPONENTS	70	1705	24.4	51	0

* FIELD GOALS

	1-19	20-29	30-39	40-49	50+
Gostkowski	0/ 0	7/ 7	12/13	5/ 8	2/3
TEAM	0/ 0	7/ 7	12/13	5/ 8	2/3
OPPONENTS	0/ 0	6/ 6	4/ 6	3/ 4	1/4

Gostkowski: (41N,20G,28G) (45G,25G,29G) (21G,33G, 22G,33G) (32G,33G) (53G,40N) (39N,33G) () (30G,38G, 34G,40G) (31G,36G) (26G,40N) (36G,50N) () (48G,47G) (30G) () (51G,43G)
 OPP: (40G) (33G,24G,39G) (26G) () (48N,24G,41G) () () (52G) () () (30G,37N) (29G,24G,41G) (53N,36G) (25G, 56N) () (56N,38N)

* PASSING

	Att	Cmp	Yds	Cmp%	Yds/Att	TD	TD%	Int	Int%	Long	Sack/Lost	Rating
Brady	565	371	4398	65.7	7.78	28	5.0	13	2.3	81t	16/ 86	96.2
Hoyer	27	19	142	70.4	5.26	0	0.0	0	0.0	17	2/ 18	82.6
TEAM	592	390	4540	65.9	7.67	28	4.7	13	2.2	81t	18/ 104	95.6
OPPONENTS	512	300	3584	58.6	7.00	25	4.9	18	3.5	75t	31/ 229	81.7



2009 REGULAR-SEASON DEFENSIVE STATISTICS

Tackle Statistics based on Coaches Film Review

PLAYER Name	TACKLES			SACKS			INTERCEPTIONS				FUMBLES				SP. TEAMS				
	TT	UT	A	S/	Yds	QH	Int/	Yds	TD	PD	FF	FR/	Yds	TD	TT	UT	A	FF	FR
Jerod Mayo	114	75	39	1.5	14.5	4	0	0	0	0	1	0	0	0	0	0	0	0	0
Gary Guyton	91	49	42	1.5	10.0	8	0	0	0	4	0	0	0	0	0	0	0	0	0
Brandon Meriweather	83	51	32	0.0	0.0	0	5	149	1	9	2	0	0	0	5	3	2	0	0
Brandon McGowan	66	44	22	0.0	0.0	3	0	0	0	5	3	1	0	0	12	9	3	0	1
Vince Wilfork	65	39	26	0.0	0.0	0	0	0	0	2	1	0	0	0	0	0	0	0	0
Tully Banta-Cain	60	41	19	10.0	69.5	15	0	0	0	2	2	0	0	0	0	0	0	0	0
Ty Warren	57	37	20	1.0	9.0	4	0	0	0	1	0	0	0	0	0	0	0	0	0
Leigh Bodden	54	43	11	0.0	0.0	0	5	60	1	17	1	1	0	0	0	0	0	0	0
Mike Wright	48	27	21	5.0	45.0	7	0	0	0	2	1	1	0	0	0	0	0	0	0
Jarvis Green	47	26	21	1.0	8.0	3	0	0	0	0	0	0	0	0	0	0	0	0	0
Jonathan Wilhite	42	33	9	0.0	0.0	0	2	17	0	5	0	1	0	0	4	2	2	0	0
Shawn Springs	39	35	4	0.0	0.0	0	1	8	0	4	0	0	0	0	0	0	0	0	0
James Sanders	39	31	8	0.0	0.0	0	0	0	0	3	0	1	0	0	5	3	2	0	0
Derrick Burgess	35	20	15	5.0	32.0	10	0	0	0	0	2	1	0	0	0	0	0	0	0
Darius Butler	33	29	4	0.0	0.0	0	3	91	1	8	0	0	0	0	0	0	0	0	0
Adalius Thomas	31	21	10	3.0	25.0	6	0	0	0	2	0	0	0	0	0	0	0	0	0
Pat Chung	26	19	7	2.0	13.0	2	1	2	0	1	0	0	0	0	13	7	6	0	0
Myron Pryor	23	13	10	0.0	0.0	2	0	0	0	0	1	0	0	0	0	0	0	0	0
Pierre Woods	17	10	7	0.0	0.0	0	0	0	0	0	0	0	0	0	18	11	7	0	0
Junior Seau	15	8	7	0.0	0.0	1	0	0	0	0	0	1	0	0	0	0	0	0	0
Rob Ninkovich	10	5	5	1.0	3.0	2	0	0	0	2	0	0	0	0	11	11	0	0	0
Ron Brace	9	6	3	0.0	0.0	0	0	0	0	0	0	0	0	0	0	0	0	0	0
Titus Adams	3	0	3	0.0	0.0	0	0	0	0	0	0	0	0	0	0	0	0	0	0
Terrence Wheatley	2	2	0	0.0	0.0	0	0	0	0	0	0	0	0	0	3	1	2	0	0
Bret Lockett	2	1	1	0.0	0.0	0	0	0	0	0	0	0	0	0	5	3	2	0	0
Eric Alexander	0	0	0	0.0	0.0	0	0	0	0	0	0	0	0	0	14	5	9	1	0
Sam Aiken	0	0	0	0.0	0.0	0	0	0	0	0	0	0	0	0	11	8	3	1	0
Stephen Gostkowski	0	0	0	0.0	0.0	0	0	0	0	0	0	0	0	0	6	5	1	0	1
Jake Ingram	0	0	0	0.0	0.0	0	0	0	0	0	0	0	0	0	2	1	1	0	0
BenJarvus Green-Ellis	0	0	0	0.0	0.0	0	0	0	0	0	0	0	0	0	5	2	3	0	0
Matthew Slater	0	0	0	0.0	0.0	0	0	0	0	0	0	0	0	0	7	6	1	0	0
Kyle Arrington	0	0	0	0.0	0.0	0	0	0	0	0	0	0	0	0	17	12	5	0	0
Randy Moss	0	0	0	0.0	0.0	0	1	0	0	1	0	0	0	0	0	0	0	0	0
	1011	665	346	31.0	229.0	67	18	327	3	68	14	7	0	0	138	89	49	2	2

FUMBLES - LOST (16-8)				
	No.	Own		
		Lost	Rec	O.B.
Tom Brady	4	2	0	0
Kevin Faulk	1	0	0	0
Leigh Bodden	0	0	1	0
Sammy Morris	2	1	0	0
Nick Kaczur	0	0	1	0
Wes Welker	2	0	1	0
Larence Maroney	4	4	0	0
Julian Edelman	1	0	1	0
Mark LeVoi	0	0	1	0
Benjamin Watson	0	0	1	0
Dan Koppen	0	0	1	0
Randy Moss	2	1	1	0
	16	8	8	0

KEY	
TT -Total Tackles	Int/Yds -Interceptions/Yards Returned
UT -Unassisted Tackles	PD -Passes Defensed
A -Assisted Tackles	FF -Forced Fumbles
S/YL -Sacks/Yards Lost	FR/Yds -Fumble Recoveries/Yards Returned
QH -Quarterback Hits	

BLOCKED KICKS			
	XP	FG	P
Totals			

MISC. OFFENSIVE STATS				
	Tkl	Ast	FF	FR
Randy Moss	3	0	0	1
Logan Mankins	1	0	0	0
Ben Watson	1	0	0	0
Dan Koppen	2	0	0	1
Kevin Faulk	1	0	0	0
Wes Welker	3	0	0	1
Laurence Maroney	1	0	1	0
	12	0	1	3



2009 POSTSEASON OFFENSIVE STATISTICS

WON 0, LOST 1

01/10 L 14-33	Baltimore	68,756
	N.E.	Opp.
TOTAL FIRST DOWNS	15	16
Rushing	4	13
Passing	9	3
Penalty	2	0
3rd Down: Made/Att	3/12	10/16
3rd Down Pct.	25.0	62.5
4th Down: Made/Att	1/2	0/0
4th Down Pct.	50.0	0.0
POSSESSION AVG.	27:39	32:21
TOTAL NET YARDS	196	268
Avg. Per Game	196.0	268.0
Total Plays	63	62
Avg. Per Play	3.1	4.3
NET YARDS RUSHING	64	234
Avg. Per Game	64.0	234.0
Total Rushes	18	52
NET YARDS PASSING	132	34
Avg. Per Game	132.0	34.0
Sacked/Yards Lost	3/22	0/0
Gross Yards	154	34
Att./Completions	42/23	10/4
Completion Pct.	54.8	40.0
Had Intercepted	3	1
PUNTS/AVERAGE	5/39.0	4/34.0
NET PUNTING AVG.	5/32.2	4/27.0
PENALTIES/YARDS	5/41	3/15
FUMBLES/BALL LOST	1/1	1/1
TOUCHDOWNS	2	4
Rushing	0	4
Passing	2	0
Returns	0	0

*** SCORE BY PERIODS**

	Q1	Q2	Q3	Q4	OT	PTS
TEAM	0	7	7	0	0	14
OPPONENTS	24	0	3	6	0	33

*** SCORING**

	TD	Ru	Pa	Rt	K-PAT	FG	S	PTS
Edelman	2	0	2	0				12
Gostkowski	0	0	0	0	2/2	0/1	0	2
TEAM	2	0	2	0	2/2	0/1	0	14
OPPONENTS	4	4	0	0	3/3	2/2	0	33

2-Pt Conv: TM 0-0, OPP 0-1

SACKS: OPP 3

FUM/LOST: Brady 1/1

* RUSHING	No.	Yds	Avg	Long	TD
Faulk	14	52	3.7	9	0
Morris	1	9	9.0	9	0
Maroney	1	2	2.0	2	0
F. Taylor	2	1	0.5	2	0
TEAM	18	64	3.6	9	0
OPPONENTS	52	234	4.5	83t	4

* RECEIVING	No.	Yds	Avg	Long	TD
Edelman	6	44	7.3	24	2k
Faulk	6	37	6.2	18	0
Moss	5	48	9.6	19	0
Morris	3	15	5.0	8	0
Aiken	1	5	5.0	5	0
Watson	1	3	3.0	3	0
Baker	1	2	2.0	2	0
TEAM	23	154	6.7	24	2
OPPONENTS	4	34	8.5	17	0

* INTERCEPTIONS	No.	Yds	Avg	Long	TD
Banta-Cain	1	0	0.0	0	0
TEAM	1	0	0.0	0	0
OPPONENTS	3	95	31.7	50	0

* PUNTING	No.	Yds	Avg	Net	TB	In	Lg	B
Hanson	5	195	39.0	32.2	0	2	53	0
TEAM	5	195	39.0	32.2	0	2	53	0
OPPONENTS	4	136	34.0	27.0	0	2	46	0

* PUNT RETURNS	Ret	FC	Yds	Avg	Long	TD
Edelman	1	1	28	28.0	28	0
Faulk	0	1	0	---	---	0
TEAM	1	2	28	28.0	28	0
OPPONENTS	2	0	34	17.0	34	0

* KICKOFF RETURNS	No.	Yds	Avg	Long	TD
Butler	4	72	18.0	42	0
Slater	2	46	23.0	26	0
TEAM	6	118	19.7	42	0
OPPONENTS	3	61	20.3	30	0

*** FIELD GOALS**

	1-19	20-29	30-39	40-49	50+
Gostkowski	0/0	0/0	0/0	0/0	0/1
TEAM	0/0	0/0	0/0	0/0	0/1
OPPONENTS	0/0	2/2	0/0	0/0	0/0

Gostkowski: (44N)

TM: (44N)

OPP: (27G,23G)

* PASSING	Att	Cmp	Yds	Cmp%	Yds/Att	TD	TD%	Int	Int%	Long	Sack/Lost	Rating
Brady	42	23	154	54.8	3.67	2	4.8	3	7.1	24	3/22	49.1
TEAM	42	23	154	54.8	3.67	2	4.8	3	7.1	24	3/22	49.1
OPPONENTS	10	4	34	40.0	3.40	0	0.0	1	10.0	17	0/0	10.0



2009 POSTSEASON DEFENSIVE STATISTICS

Tackle Statistics based on Coaches Film Review

PLAYER Name	TACKLES			SACKS			INTERCEPTIONS				FUMBLES				SP. TEAMS				
	TT	UT	A	S/	Yds	QH	Int/	Yds	TD	PD	FF	FR/	Yds	TD	TT	UT	A	FF	FR
Vince Wilfork	18	9	9	0.0	0.0	0	0	0	0	0	0	0	0	0	0	0	0	0	0
Ty Warren	9	5	4	0.0	0.0	0	0	0	0	0	0	0	0	0	0	0	0	0	0
James Sanders	9	8	1	0.0	0.0	0	0	0	0	0	0	0	0	0	0	0	0	0	0
Jerod Mayo	7	4	3	0.0	0.0	0	0	0	0	0	0	0	0	0	0	0	0	0	0
Tully Banta-Cain	7	2	5	0.0	0.0	0	1	0	0	1	0	0	0	0	0	0	0	0	0
Adalius Thomas	6	4	2	0.0	0.0	0	0	0	0	0	0	0	0	0	0	0	0	0	0
Junior Seau	6	2	4	0.0	0.0	0	0	0	0	0	0	0	0	0	0	0	0	0	0
Gary Guyton	5	3	2	0.0	0.0	0	0	0	0	0	0	0	0	0	0	0	0	0	0
Mike Wright	4	3	1	0.0	0.0	0	0	0	0	0	0	0	0	0	0	0	0	0	0
Leigh Bodden	4	3	1	0.0	0.0	0	0	0	0	1	0	0	0	0	0	0	0	0	0
Jarvis Green	3	0	3	0.0	0.0	0	0	0	0	0	0	0	0	0	0	0	0	0	0
Brandon Meriweather	3	2	1	0.0	0.0	0	0	0	0	0	0	0	0	0	1	0	0	0	0
Darius Butler	3	1	2	0.0	0.0	0	0	0	0	0	0	0	0	0	0	0	0	0	0
Myron Pryor	1	1	0	0.0	0.0	0	0	0	0	0	0	0	0	0	0	0	0	0	0
Derrick Burgess	1	1	0	0.0	0.0	0	0	0	0	0	0	0	0	0	0	0	0	0	0
Brandon McGowan	1	1	0	0.0	0.0	0	0	0	0	0	0	0	0	0	0	0	0	0	0
Chris Hanson	0	0	0	0.0	0.0	0	0	0	0	0	0	0	0	0	1	1	0	0	0
Matthew Slater	0	0	0	0.0	0.0	0	0	0	0	0	0	0	0	0	1	1	0	0	0
Kyle Arrington	0	0	0	0.0	0.0	0	0	0	0	0	0	0	0	0	1	0	1	0	1
Eric Alexander	0	0	0	0.0	0.0	0	0	0	0	0	0	0	0	0	1	1	0	0	0
TOTALS	87	49	38	0.0	0.0	0	1	0	0	2	0	0	0	0	5	3	1	0	1

FUMBLES - LOST (1-1)				
	No.	Own		
		Lost	Rec	O.B.
Tom Brady	1	1	0	0
TOTALS	1	1	0	0

MISC. OFFENSIVE STATS				
	Tkl	Ast	FF	FR
Sebatian Vollmer	2	0	0	1
Matt Light	1	0	0	0
Stephen Neal	1	0	0	0
Fred Taylor	0	1	0	0
TOTALS	4	1	0	1

KEY			
TT-Total Tackles	Int/Yds-Interceptions/Yards Returned	PD-Passes Defensed	
UT-Unassisted Tackles		FF-Forced Fumbles	
A-Assisted Tackles		FR/Yds-Fumble Recoveries/Yards Returned	
S/YL-Sacks/Yards Lost			
QH-Quarterback Hits			
BLOCKED KICKS			
	XP	FG	P
Totals			

DECADE OF DOMINANCE



The New England Patriots have celebrated more wins (126) in the past decade (2000-09) than any other team in the NFL with 112 regular-season victories and 14 playoff victories. They also own the highest winning percentage (.743) of any team in professional sports since the start of the 2001 season. The Patriots won their first Super Bowl title in 2001. They became the first franchise to win multiple championships during the decade, winning back-to-back titles in 2003 and 2004. In all, the Patriots won more Super Bowl championships (3), more conference championships (4) and appeared in more conference championship games (5) than any other NFL team. The Patriots also claimed more division titles (7) during the decade than any other team.

PATRIOTS ARE ALL-TIME DECADE LEADERS

The New England Patriots' 126 wins in the 2000s is the all-time best mark for a decade in NFL history. In the 1990s, San Francisco had 122 wins. Indianapolis tied that mark with their 122nd win of the decade in 2009.

TEAMS OF THE DECADES

TEAM (YRS)	REG. SEASON	POSTSEASON	TOTAL
NE (2000-09)	112-48 (.700)	14-3 (.824)	126-51 (.712)
SF (1990-99)	113-47 (.706)	9-7 (.563)	122-54 (.693)
IND (2000-99)	115-45 (.719)	7-7 (.500)	122-52 (.701)

**Totals calculated using season years not calendar years*

PATRIOTS TIED FOR MOST PLAYOFF WINS IN A DECADE

The Patriots have won 14 playoff games this decade, tying the 1970s Pittsburgh Steelers and Dallas Cowboys for the most playoff victories by any NFL team since the 1930s. Pittsburgh and Dallas both won 14 playoff contests between 1970 and 1979, while New England has won 14 postseason games from 2000 to the present.

MOST PLAYOFF VICTORIES IN A DECADE

Team	Decade	Playoff Wins	Championships
New England	2000s	14	2001, 2003, 2004
Dallas	1970s	14	1971, 1977
Pittsburgh	1970s	14	1974, 1975, 1978, 1979
San Francisco	1980s	13	1981, 1984, 1988, 1989
Dallas	1990s	12	1992, 1993, 1995
Washington	1980s	11	1982, 1987
Buffalo	1990s	10	--
Pittsburgh	2000s	10	2005, 2008
Green Bay	1960s	9	1961, 1962, 1965, 1966, 1967
Green Bay	1990s	9	1996

PATRIOTS 7 DIVISION TITLES TOP THE DECADE

The Patriots won 7 division titles in the 2000s, the most division titles for any team in the 2000s.

MOST DIVISION TITLES IN THE 2000s

New England	7 (2001, 03, 04, 05, 06, 07, 09)
Indianapolis	6 (2003, 04, 05, 06, 07, 09)
Philadelphia	5 (2001, 02, 03, 04, 06)
San Diego	5 (2004, 06, 07, 08, 09)

PATRIOTS ACCOMPLISHMENTS THIS DECADE

During the recent decade, the Patriots have enjoyed some rare accomplishments, including:

- The Patriots have won more Super Bowls (3) than any other NFL team in the 2000s.
- The Patriots won more Conference Championships (4) than any other team.
- The Patriots appeared in more Conference Championship Games (5) than any other team.
- Bill Belichick became the only coach in NFL history to win three Super Bowls in a four-year span.
- Over a 100-game stretch, from 2003 to 2008, the Patriots recorded an 82-18 record, the best record in any 100-game span in NFL history.
- The Patriots became the fourth team to finish undefeated and untied in the regular-season in the NFL's 88-year history and the first since the NFL established the 16-game schedule in 1978 with a 16-0 record in 2007.
- The Patriots opened Gillette Stadium in 2002 and own the best record at home since that time with a 59-13 record.
- The Patriots were undefeated at home in Gillette Stadium in 2003, 2004, 2007 and 2009.

NEW ENGLAND'S 21-GAME WIN STREAK

The Patriots own the all-time NFL record for consecutive victories (21 from 2003-04). The Patriots did not lose a game for more than a year. Following a 20-17 loss at Washington on Sept. 28, 2003, the Patriots did not lose for 398 days, until the streak was snapped in a 34-20 loss at Pittsburgh on Oct. 31, 2004.

PRO FOOTBALL'S LONGEST WINNING STREAKS

(Includes postseason games)

Wins	Team	Years	League
21	New England Patriots	2003-04	NFL
18	Denver Broncos	1997-98	NFL
18	San Francisco 49ers	1989-90	NFL
18	Miami Dolphins	1972-73	NFL
18	Cleveland Browns	1947-48	AAFC
18	Chicago Bears	1941-42	NFL
18	Chicago Bears	1933-34	NFL
17	Oakland Raiders	1976-77	NFL

Includes teams from the NFL (1920-Present), All American Football Conference (1946-49) and American Football League (1960-69).

The Patriots also established the NFL mark for consecutive regular season victories (21 from 2006-08) before the record was topped by the Indianapolis Colts (23 from 2008-09).



ONE HISTORIC GAME: 10/18/2009

The New England Patriots set team records for points in a game (59) and total net yards (619) in a 59-0 victory against the Tennessee Titans in snowy conditions at Gillette Stadium. The Patriots 59-point victory ties the largest margin of victory by any team since the 1970 AFL-NFL merger, equaling the L.A. Rams' 59-point win over Atlanta on Dec. 4, 1976 (59-0).

Patriots 59
Titans 0

QB Tom Brady completed 29-of-34 pass attempts for 380 yards with six touchdown passes, wide receivers Wes Welker (10-150-2 TDs) and Randy Moss (8-129-3 TDs) both went over 100 yards receiving, and RB Laurence Maroney added 123 yards rushing on the ground.

Brady had 345 yards passing in the first half alone, and set an NFL record with five touchdown passes in the second quarter. For his contributions, Brady earned AFC Offensive Player of the Week honors for the second time on the young 2009 season. New England built a 45-0 halftime lead, the largest halftime lead in NFL history.

What They Said:

QB Tom Brady

(On the Patriots' historic output)

"You know, some days out there when it's snowy like that, it's actually an advantage for the offense. Today was one of those days because we had good footing and it's just fun to be a part of it. I was saying, when you see the weather forecast on Thursday, you're kind of [angry] and then once the day of the game comes around, everyone is excited because you're out there and you're like, 'This is football. This is how it should be.'"



WR Wes Welker

(On why the Patriots seem to play so well in the snow)

"I know Coach [Belichick] does a really good job of coaching us up: what's good, what's bad, making sure we have good footing, the right cleats, things like that. And understanding that we need to be in the right type of plays and being able to come off breaks and things like that are going to be a little bit different under the conditions. We need to make sure that in the kicking game we're taking care of our responsibilities and things like that."

Head Coach Bill Belichick

(On the Patriots' level of execution)

"[It's] good players. The players were the ones out there playing today and they did a good job. They kept their feet. They handled the ball well. They handled it cleanly. We missed some tackles on defense, but we made some. We made some plays defensively, turning the ball over. Some of those were tough catches, good plays, but we got them. The credit goes to the players; they did a great job."



NFL RECORDS SET AGAINST TITANS

- Most touchdown passes in a quarter, 5 (Tom Brady in the second quarter)
- Largest halftime lead, 45 points (45-0)
-

TEAM RECORDS SET AGAINST TITANS

- Most points in a game (59)
- Most points in a half (45 in first half)
- Most total net yards in a game (619)
- Most passing net yards in a game (426, tie)
- Most touchdowns in a game (8, tie)
- Most passing yards in a half (Tom Brady, 345)
- Most passing touchdowns in a half (Tom Brady, 5 in first half)
- Most passing touchdowns in a game (Tom Brady, 6, tie)
-

45-0 HALFTIME LEAD IS LARGEST EVER

New England's 45-0 halftime lead against the Titans was the largest halftime lead in NFL history. The previous largest halftime lead was 42 points, when Green Bay held a 42-7 halftime lead at Miami on Oct. 21, 2007.

PATRIOTS SET TEAM RECORD WITH 619 YARDS

The Patriots set a franchise record with 619 total net yards against Tennessee (10/18). The 619-yard performance was the fifth highest single-game total by an NFL team since the 1970 merger and was the ninth 600-yard game by an NFL team since 1970. The Patriots are the 6th team since 1990 to register 600 or more yards of total offense.

PATRIOTS RECORDS / TOTAL NET YARDS IN GAME

Date	Opp.	Total Net Yards	Passing	Rushing
10/18/09	Tennessee	619	426	193
09/09/79	N.Y. Jets	597	365	232
11/23/08	at Miami	530	408	122
10/29/78	N.Y. Jets	529	289	240
12/18/65	Houston Oilers	526	336	190

BRADY THROWS 6 TDs FOR 2ND TIME

Tom Brady threw six touchdown passes in a single game for the second time in his career in the 59-0 win over Tennessee (10/18). Brady joins a list of just four other QBs who have thrown 6 tds in a game twice.

QB	TIMES	LAST	QB	TIMES	LAST
T.Brady	2	2009	Y.Tittle	2	1962
P.Manning	2	2004	G.Blanda	2	1962
C.Johnson	2	1969			



2009 NUMERICAL ROSTER

January 10, 2010

#	NAME	POS	HT	WT	AGE	YR	COLLEGE	HOW ACQ.
3	Stephen Gostkowski	K	6-1	215	25	4	Memphis	D4b-06
6	Chris Hanson	P	6-2	202	33	11	Marshall	FA(NO)-07
8	Brian Hoyer	QB	6-2	215	24	R	Michigan State	FA-09
11	Julian Edelman	WR	6-0	198	23	R	Kent State	D7a-09
12	Tom Brady	QB	6-4	225	32	10	Michigan	D6b-00
15	Isaiah Stanback	QB/WR	6-2	208	25	3	Washington	FA-09
18	Matthew Slater	WR	6-0	200	24	2	UCLA	D5-08
21	Fred Taylor	RB	6-1	228	33	12	Florida	FA(JAX)-09
22	Terrence Wheatley	CB	5-9	185	24	2	Colorado	D2-08
23	Leigh Bodden	CB	6-1	193	28	7	Duquesne	FA(DET)-09
24	Jonathan Wilhite	CB	5-11	185	25	2	Auburn	D4-08
25	Pat Chung	S	5-11	212	22	R	Oregon	D2a-09
27	Kyle Arrington	CB	5-10	196	23	1	Hofstra	FA-08
28	Darius Butler	CB	5-10	185	23	R	Connecticut	D2c-09
29	Shawn Springs	CB	6-0	204	34	13	Ohio State	FA(WAS)-09
30	Brandon McGowan	S	5-11	210	26	5	Maine	UFA(CHI)-09
31	Brandon Meriweather	S	5-11	200	26	3	Miami (Fla.)	D1-07
33	Kevin Faulk	RB	5-8	202	33	11	Louisiana State	D2-99
34	Sammy Morris	RB	6-0	220	32	10	Texas Tech	UFA (MIA)-07
36	James Sanders	S	5-10	210	26	5	Fresno State	D4-05
39	Laurence Maroney	RB	5-11	220	24	4	Minnesota	D1-06
42	BenJarvus Green-Ellis	RB	5-11	215	24	2	Mississippi	FA-08
47	Jake Ingram	LS	6-3	235	24	R	Hawaii	D6a-09
48	Thomas Williams	LB	6-1	237	24	2	USC	FA-09
50	Rob Ninkovich	LB	6-2	255	25	4	Purdue	FA-09
51	Jerod Mayo	LB	6-1	245	23	2	Tennessee	D1-08
52	Eric Alexander	LB	6-2	240	27	5	Louisiana State	FA-04
53	Derrick Burgess	LB	6-2	260	31	9	Mississippi	TR(OAK)-09
55	Junior Seau	LB	6-3	248	40	20	USC	FA-09
58	Pierre Woods	LB	6-5	255	28	4	Michigan	FA-06
59	Gary Guyton	LB	6-3	245	24	2	Georgia Tech	FA-08
60	Rich Ohrnberger	OL	6-2	300	23	R	Penn State	D4-09
61	Stephen Neal	G	6-4	305	33	8	Cal State-Bakersfield	FA-01
63	Dan Connolly	OL	6-4	313	27	4	Southeast Missouri St.	FA(JAX)-08
64	Mark LeVoi	T	6-7	310	27	3	Notre Dame	CW (STL)-08
67	Dan Koppen	C	6-2	296	30	7	Boston College	D5-03
69	Ryan Wendell	C	6-2	285	23	1	Fresno State	FA-08
70	Logan Mankins	G	6-4	310	27	5	Fresno State	D1-05
72	Matt Light	T	6-4	305	31	9	Purdue	D2-01
75	Vince Wilfork	NT	6-2	325	28	6	Miami (Fla.)	D1a-04
76	Sebastian Vollmer	OL	6-8	315	25	R	Houston	D2d-09
77	Nick Kaczur	T	6-4	315	30	5	Toledo	D3b-05
81	Randy Moss	WR	6-4	210	32	12	Marshall	TR (OAK)-07
84	Benjamin Watson	TE	6-3	255	29	6	Georgia	D1b-04
86	Chris Baker	TE	6-3	258	30	8	Michigan State	FA(NYJ)-09
88	Sam Aiken	WR	6-2	215	29	7	North Carolina	UFA (BUF)-08
91	Myron Pryor	DL	6-1	310	23	R	Kentucky	D6b-09
92	Ron Brace	DL	6-3	330	23	R	Boston College	D2b-09
94	Ty Warren	DL	6-5	300	28	7	Texas A&M	D1-03
95	Tully Banta-Cain	LB	6-2	250	29	7	California	FA(SF)-09
96	Adalius Thomas	LB	6-2	270	32	10	Southern Mississippi	UFA(BAL)-07
97	Jarvis Green	DL	6-3	285	31	8	Louisiana State	D4b-02
99	Mike Wright	DL	6-4	295	27	5	Cincinnati	FA-05

PRACTICE SQUAD

#	NAME	POS	HT	WT	AGE	YR	COLLEGE	HOW ACQ.
9	Jeff Rowe	QB	6-5	221	25	3	Nevada	FA-09
14	Robert Ortiz	WR	6-1	195	26	1	San Diego State	FA-09
17	Nick Moore	WR	6-2	186	23	R	Toledo	FA-09
49	Bruce Davis	LB	6-3	252	24	2	UCLA	D3-08
65	Adrian Grady	DL	6-1	290	23	R	Louisville	FA-09
80	Rob Myers	TE	6-4	240	23	R	Utah State	FA-09
90	Darryl Richard	DL	6-4	295	23	R	Georgia Tech	D7b-09

RESERVE/INJURED LIST

#	NAME	POS	HT	WT	AGE	YR	COLLEGE	INJURY (IR date)
19	Brandon Tate	WR	6-1	195	22	R	North Carolina	knee (11/14/09)
35	Chris Taylor	RB	5-8	224	25	4	Indiana	shoulder (9/5/09)
38	Bret Lockett	DB	6-1	211	22	R	UCLA	groin (12/9/09)
44	Tyrone McKenzie	LB	6-2	240	23	R	South Florida	knee (8/31/09)
66	George Bussey	OL	6-3	305	24	R	Louisville	knee (9/5/09)
83	Wes Welker	WR	5-9	185	28	6	Texas Tech	knee (1/6/10)
98	Shawn Crable	LB	6-5	243	25	2	Michigan	groin (9/5/09)

PRACTICE SQUAD/INJURED

#	NAME	POS	HT	WT	AGE	YR	COLLEGE	INJURY (IR date)
85	Robbie Agnone	TE	6-6	260	23	R	Delaware	Shoulder (11/3/09)
10	Darnell Jenkins	WR	5-10	191	26	1	Miami, Fla.	Ankle (1/6/10)

RESERVE/MILITARY LIST

#	NAME	POS	HT	WT	AGE	YR	COLLEGE	DATE
15	Tyree Barnes	WR	6-0	196	23	R	Navy	July, 23
15	Shun White	WR	5-8	195	24	R	Navy	August, 17
44	Eric Kettani	RB	5-11	235	22	R	Navy	July, 23



2009 POSITIONAL ROSTER

January 10, 2010

DEFENSE (26)								
#	NAME	POS	HT	WT	BORN	YR	COLLEGE	H.S. HOMETOWN
DEFENSIVE LINE (6)								
92	Brace, Ron	DL	6-3	330	12/18/1986	R	Boston College	Worcester, Mass.
97	Green, Jarvis	DL	6-3	285	1/12/1979	8	Louisiana State	Donaldsonville, La.
91	Pryor, Myron	DL	6-1	310	6/13/1986	R	Kentucky	Louisville, Ky.
94	Warren, Ty	DL	6-5	300	2/6/1981	7	Texas A&M	Bryan, Texas
75	Wilfork, Vince	NT	6-2	325	11/4/1981	6	Miami (Fla.)	Boynton Beach, Fla.
99	Wright, Mike	DL	6-4	295	3/1/1982	5	Cincinnati	Cincinnati, Ohio
LINEBACKER (10)								
52	Alexander, Eric	LB	6-2	240	2/8/1982	5	Louisiana State	Port Arthur, Texas
95	Banta-Cain, Tully	LB	6-2	250	8/28/1980	7	California	Sunnyvale, Calif.
53	Burgess, Derrick	LB	6-2	260	8/12/1978	9	Mississippi	Greenbelt, Md.
59	Guyton, Gary	LB	6-3	245	11/14/1985	2	Georgia Tech	Hinesville, Ga.
51	Mayo, Jerod	LB	6-1	245	2/23/1986	2	Tennessee	Hampton, Va.
50	Ninkovich, Rob	LB	6-2	255	2/1/1984	4	Purdue	Blue Island, Ill.
55	Seau, Junior	LB	6-3	248	1/19/1969	20	USC	San Diego, Calif.
96	Thomas, Adalius	LB	6-2	270	8/18/1977	10	Southern Mississippi	Equality, Ala.
48	Williams, Thomas	LB	6-1	237	12/25/1984	2	USC	Vacaville, Calif.
58	Woods, Pierre	LB	6-5	255	1/6/1982	4	Michigan	Cleveland, Ohio
DEFENSIVE BACK (10)								
27	Arrington, Kyle	CB	5-10	196	8/12/1986	1	Hofstra	Accokeek, Md.
23	Bodden, Leigh	CB	6-1	193	9/24/1981	7	Duquesne	Hyattsville, Md.
28	Butler, Darius	CB	5-10	185	3/18/1986	R	Connecticut	Ft. Lauderdale, Fla.
25	Chung, Pat	S	5-11	212	8/19/1987	R	Oregon	Rancho Cucamonga, Calif.
30	McGowan, Brandon	S	5-11	210	9/26/1983	5	Maine	Jersey City, N.J.
31	Meriweather, Brandon	S	5-11	200	1/14/1984	3	Miami (Fla.)	Apopka, Fla.
36	Sanders, James	S	5-10	210	11/11/1983	5	Fresno State	Porterville, Calif.
29	Springs, Shawn	CB	6-0	204	3/11/1975	13	Ohio State	Silver Spring, Md.
22	Wheatley, Terrence	CB	5-9	185	5/5/1985	2	Colorado	Plano, Texas
24	Wilhite, Jonathan	CB	5-11	185	2/23/1984	2	Auburn	Monroe, La.
OFFENSE (24)								
#	NAME	POS	HT	WT	BORN	YR	COLLEGE	H.S. HOMETOWN
OFFENSIVE LINE (10)								
63	Connolly, Dan	OL	6-4	313	9/2/1982	4	Southeast Missouri St.	St. Louis, Mo.
77	Kaczur, Nick	T	6-4	315	7/28/1979	5	Toledo	Brantford, Ontario
67	Koppen, Dan	C	6-2	296	9/12/1979	7	Boston College	Whitehall, Pa.
64	LeVoi, Mark	T	6-7	310	7/29/1982	3	Notre Dame	Eden Prairie, Minn.
72	Light, Matt	T	6-4	305	6/23/1978	9	Purdue	Greenville, Ohio
70	Mankins, Logan	G	6-4	310	3/10/1982	5	Fresno State	Catheys Valley, Calif.
61	Neal, Stephen	G	6-4	305	10/9/1976	8	Cal State-Bakersfield	San Diego, Calif.
60	Ohnberger, Rich	OL	6-2	300	2/14/1986	R	Penn State	East Meadow, N.Y.
76	Vollmer, Sebastian	OL	6-8	315	7/10/1984	R	Houston	Kaarst, Germany
69	Wendell, Ryan	C	6-2	285	3/4/1986	1	Fresno State	Diamond Bar, Calif.
QUARTERBACK (2)								
12	Brady, Tom	QB	6-4	225	8/3/1977	10	Michigan	San Mateo, Calif.
8	Hoyer, Brian	QB	6-2	215	10/13/1985	R	Michigan State	North Olmstead, Ohio
WIDE RECEIVER (5)								
88	Aiken, Sam	WR	6-2	215	12/14/1980	7	North Carolina	Kenansville, N.C.
11	Edelman, Julian	WR	6-0	198	5/22/1986	R	Kent State	Redwood City, Calif.
81	Moss, Randy	WR	6-4	210	2/13/1977	12	Marshall	Rand, W. Va.
18	Slater, Matthew	WR	6-0	200	9/9/1985	2	UCLA	Anaheim, Calif.
15	Stanback, Isaiah	QB/WR	6-2	208	8/16/1984	3	Washington	Seattle, Wash.
RUNNING BACK (5)								
33	Faulk, Kevin	RB	5-8	202	6/5/1976	11	Louisiana State	Carencro, La.
42	Green-Ellis, BenJarvus	RB	5-11	215	7/2/1985	2	Mississippi	New Orleans, La.
39	Maroney, Laurence	RB	5-11	220	2/5/1985	4	Minnesota	St. Louis, Mo.
34	Morris, Sammy	RB	6-0	220	3/23/1977	10	Texas Tech	San Antonio, Texas
21	Taylor, Fred	RB	6-1	228	1/27/1976	12	Florida	Belle Glade, Fla.
TIGHT END (2)								
86	Baker, Chris	TE	6-3	258	11/18/1979	8	Michigan State	St. Albans, N.Y.
84	Watson, Benjamin	TE	6-3	255	12/18/1980	6	Georgia	Rock Hill, S.C.
SPECIALISTS (3)								
#	NAME	POS	HT	WT	BORN	YR	COLLEGE	H.S. HOMETOWN
SPECIALISTS (3)								
3	Gostkowski, Stephen	K	6-1	215	1/28/1984	4	Memphis	Madison, Miss.
6	Hanson, Chris	P	6-2	202	10/25/1976	11	Marshall	Sharpsburg, Ga.
47	Ingram, Jake	LS	6-3	235	10/23/1985	R	Hawaii	Mililani, Hawaii
RESERVE/INJURY (7)								
#	NAME	POS	HT	WT	BORN	YR	COLLEGE	H.S. HOMETOWN
RESERVE/INJURY (7)								
66	Bussey, George	OL	6-3	305	10/24/1984	R	Louisville	Louisville, Ky.
98	Crable, Shawn	LB	6-5	243	12/26/1984	2	Michigan	Massillon, Ohio
38	Lockett, Bret	DB	6-1	211	10/7/1986	R	UCLA	Diamond Bar, Calif.
53	McKenzie, Tyrone	LB	6-2	240	12/11/1985	R	South Florida	Riverview, Fla.
19	Tate, Brandon	WR	6-1	195	10/5/1987	R	North Carolina	Burlington, N.C.
35	Taylor, Chris	RB	6-0	224	11/7/1983	4	Indiana	Memphis, Tenn.
83	Welker, Wes	WR	5-9	185	5/1/1985	6	Texas Tech	Oklahoma City, Okla.
RESERVE/MILITARY (3)								
#	NAME	POS	HT	WT	BORN	YR	COLLEGE	H.S. HOMETOWN
RESERVE/MILITARY (3)								
15	Barnes, Tyree	WR	6-0	196	4/15/1986	R	Navy	Hampton, Va.
44	Kettani, Eric	RB	5-11	235	3/26/1987	R	Navy	Kirtland, Ohio
15	White, Shun	WR	5-8	195	12/9/1985	R	Navy	Memphis, Tenn.



HOW THE PATRIOTS WERE BUILT

UPDATED: January 10, 2010

<u>YEAR</u>	<u>DRAFTEES (26)</u>	<u>VETERAN FREE AGENTS (15)</u>	<u>WAIVERS (1) / TRADES (2)</u>	<u>ROOKIE AND FIRST-YEAR FREE AGENTS (9)</u>
1999	Kevin Faulk (2)			
2000	Tom Brady (6b)			
2001	Matt Light (2)			Stephen Neal (fa)
2002	Jarvis Green (4b)			
2003	Ty Warren (1) Dan Koppen (5)			
2004	Vince Wilfork (1a) Benjamin Watson (1b)			Eric Alexander (fa)
2005	Logan Mankins (1) Nick Kaczur (3b) James Sanders (4)			Mike Wright (fa)
2006	Laurence Maroney (1) Stephen Gostkowski (4b)			Pierre Woods (fa)
2007	Brandon Meriweather (1)	Chris Hanson (fa)(NO) Sammy Morris (5)(MIA) Adalius Thomas (6)(BAL)	Randy Moss (1)(tr-OAK)	
2008	Jerod Mayo (1) Terrence Wheatley (2) Jonathan Wilhite (4) Matthew Slater (5)	Sam Aiken (4)(BUF) Dan Connolly (fa)(JAX)	Mark LeVoi (fa) (W-STL)	BenJarvus Green-Ellis (fa) Gary Guyton (fa)
2009	Pat Chung (2a) Ron Brace (2b) Darius Butler (2c) Sebastian Vollmer (2d) Rich Ohrmberger (4) Jake Ingram (6a) Myron Pryor (6b) Julian Edelman (7a)	Chris Baker (3)(NYJ) Tully Banta-Cain (7)(SF) Leigh Bodden (fa)(DET) Brandon McGowan (fa)(CHI) Rob Ninkovich (fa) Junior Seau (1)(SD) Shawn Springs (1)(WAS) Isaiah Stanback (4) (DAL) Fred Taylor (1)(JAX) Thomas Williams (2) (JAX)	Derrick Burgess (3) (tr-OAK)	Kyle Arrington (fa) Brian Hoyer (fa) Ryan Wendell (fa)
			<u>RESERVE/INJURED (7)</u> George Bussey Shawn Crable Bret Lockett Tyrone McKenzie Brandon Tate Chris Taylor Wes Welker	
			<u>RESERVE/MILITARY (3)</u> Tyree Barnes (fa) Eric Kettani (fa) Shun White (fa)	

NOTE: Team in parenthesis is the player's prior team
 (#) – indicates round drafted
 (fa) – indicates non-drafted free agents



2009 TRANSACTIONS

UPDATED: January 10, 2010

JANUARY, 2009

1/27/2009 Reese, Floyd Hired as Senior Football Advisor

FEBRUARY, 2009

2/3/2009 Boyer, Josh Named Defensive Backs Coach
2/3/2009 O'Brien, Bill Named Quarterbacks Coach
2/3/2009 O'Brien, Scott Hired as Special Teams Coach
2/5/2009 Cassel, Matt Designated Franchise Player
2/12/2009 Ossenfort, Monti Named National Scout
2/12/2009 Robinson, Jon Named Director of College Scouting
2/12/2009 Waldron, Shane Named Tight Ends Coach
2/17/2009 Washington, Kelley Released
2/17/2009 Yates, Billy Released
2/18/2009 Banta-Cain, Tully Signed as Veteran Free Agent (SF)
2/18/2009 Listorti, Brad Signed as First-Year Free Agent (NYJ)
2/20/2009 Yates, Billy Re-Signed
2/25/2009 Licht, Jason Hired as Director of Pro Personnel
2/25/2009 O'Shea, Chad Hired as Receivers Coach
2/27/2009 Taylor, Fred Signed as Veteran Free Agent (JAX)
2/27/2009 Robertson, Darrell Released
2/28/2009 Cassel, Matt Traded to Kansas City
2/28/2009 Vrabel, Mike Traded to Kansas City

MARCH, 2009

3/2/2009 Baker, Chris Signed as Veteran Free Agent (NYJ)
3/2/2009 Hochstein, Russ Re-Signed
3/5/2009 Alexander, Eric Re-Signed
3/5/2009 Hanson, Chris Re-Signed
3/5/2009 Lewis, Greg Acquired Via Trade (PHI)
3/5/2009 Sanders, James Re-Signed
3/10/2009 Hodel, Nathan Signed as Veteran Free Agent (ARZ)
3/11/2009 Bodden, Leigh Signed as Veteran Free Agent (DET)
3/11/2009 Springs, Shawn Signed as Veteran Free Agent (WAS)
3/16/2009 Johnson, Al Signed as Veteran Free Agent (MIA)
3/16/2009 Britt, Wesley Re-Signed
3/16/2009 Ventrone, Ray Re-Signed
3/16/2009 Williams, Tank Re-Signed
3/16/2009 Wright, Mike Re-Signed
3/19/2009 Galloway, Joey Signed as Veteran Free Agent (TB)
3/23/2009 Duckett, Damane Signed as Veteran Free Agent (SF)

APRIL, 2009

4/21/2009 Woods, Pierre Re-Signed
4/23/2009 Smith, Kenny Re-Signed
4/25/2009 Chung, Patrick Drafted
4/25/2009 Brace, Ron Drafted
4/25/2009 Butler, Darius Drafted
4/25/2009 Vollmer, Sebastian Drafted
4/26/2009 Tate, Brandon Drafted
4/26/2009 McKenzie, Tyrone Drafted
4/26/2009 Ohrnberger, Rich Drafted
4/26/2009 Bussey, George Drafted
4/26/2009 Ingram, Jake Drafted
4/26/2009 Pryor, Myron Drafted
4/26/2009 Edelman, Julian Drafted
4/26/2009 Richard, Darryl Drafted
4/26/2009 Hobbs, Ellis Traded to Philadelphia
4/29/2009 Ruud, Bo Released
4/30/2009 Smith, Alex Acquired Via Trade (TB)
4/30/2009 Appleby, Antonio Signed as Rookie Free Agent
4/30/2009 Hoyer, Brian Signed as Rookie Free Agent
4/30/2009 Love, Jamar Signed as Rookie Free Agent
4/30/2009 McClinton, Marcus Signed as Rookie Free Agent
4/30/2009 Porter, Jermail Signed as Rookie Free Agent

MAY, 2009

5/4/2009 Ciurciu, Vinny Signed as Veteran Free Agent (MIN)
5/4/2009 Williams, Stephen Signed as Veteran Free Agent (CAR)
5/4/2009 Cuff, Omar Signed as First-Year Free Agent (TB)
5/4/2009 Ortiz, Robert Re-Signed as First-Year Free Agent
5/4/2009 Barnes, Tyree Signed as Rookie Free Agent
5/4/2009 Kettani, Eric Signed as Rookie Free Agent
5/4/2009 Perez, Aaron Signed as Rookie Free Agent
5/4/2009 White, Shun Signed as Rookie Free Agent
5/5/2009 McGowan, Brandon Signed as Unrestricted Free Agent (CHI)
5/5/2009 Malone, Tom Released
5/11/2009 Nunn, Terrence Signed as Rookie Free Agent
5/26/2009 Duckett, Damane Released
5/26/2009 Listorti, Brad Released

MAY, 2009

5/27/2009 Lenon, Paris Signed as Unrestricted Free Agent (DET)
5/29/2009 Perez, Aaron Released

JUNE, 2009

6/1/2009 Malone, Tom Re-signed
6/4/2009 Pass, Patrick Signed as a Veteran Free Agent (NYG)
6/4/2009 Smith, Kenny Released
6/4/2009 Craig, Angelo Released
6/4/2009 Cuff, Omar Released
6/4/2009 McClinton, Marcus Released
6/11/2009 Pass, Patrick Released
6/16/2009 Ohrnberger, Rich Signed/Draft Choice
6/16/2009 Appleby, Antonio Released

JULY, 2009

7/13/2009 Butler, Darius Signed/Draft Choice
7/16/2009 Richard, Darryl Signed/Draft Choice
7/23/2009 Brace, Ron Signed/Draft Choice
7/23/2009 Vollmer, Sebastian Signed/Draft Choice
7/23/2009 Tate, Brandon Signed/Draft Choice
7/23/2009 Bussey, George Signed/Draft Choice
7/23/2009 Pryor, Myron Signed/Draft Choice
7/23/2009 Edelman, Julian Signed/Draft Choice
7/23/2009 Ortiz, Robert Released
7/23/2009 Barnes, Tyree Placed on Reserve/Military
7/23/2009 Kettani, Eric Placed on Reserve/Military
7/27/2009 Chung, Pat Signed/Draft Choice
7/27/2009 Spann, Antwain Released
7/28/2009 Jones, Herana-Daze Signed
7/28/2009 Porter, Jermail Released
7/29/2009 Ingram, Jake Signed/Draft Choice
7/29/2009 Love, Jamar Released

AUGUST, 2009

8/1/2009 Malone, Tom Released
8/2/2009 Love, Jamar Signed
8/2/2009 Ninkovich, Rob Signed
8/2/2009 Redd, Vince Released
8/3/2009 Walter, Andrew Signed
8/3/2009 Gutierrez, Matt Released
8/6/2009 Burgess, Derrick Acquired Via Trade (OAK)
8/6/2009 Johnson, Al Released
8/17/2009 Taylor, Chris Signed
8/17/2009 Smith, Le Kevin Traded to Denver for undisclosed draft pick
8/17/2009 White, Shun Placed on Reserve/Military
8/18/2009 Rogers, Roderick Signed
8/19/2009 Richardson, Mike Released
8/23/2009 DeVree, Tyson Released
8/25/2009 Hochstein, Russ Traded to Denver for undisclosed draft pick
8/25/2009 McKenzie, Tyrone Signed/Draft Choice
8/25/2009 Williams, Tank Released
8/26/2009 Ortiz, Robert Signed
8/31/2009 Bruschi, Tedy Announced his Retirement
8/31/2009 Hodel, Nathan Released
8/31/2009 O'Connell, Kevin Released
8/31/2009 LeVoir, Mark Placed on Reserve/P.U.P.
8/31/2009 McKenzie, Tyrone Placed on Reserve/Injured (knee)
8/31/2009 Tate, Brandon Placed on Reserve/N.F.I.

SEPTEMBER, 2009

9/4/2009 Ciurciu, Vinny Released
9/4/2009 Ortiz, Robert Released
9/4/2009 Rogers, Roderick Released
9/4/2009 Walter, Andrew Released
9/4/2009 Williams, Stephen Released
9/4/2009 Yates, Billy Released
9/5/2009 Adams, Titus Released
9/5/2009 Britt, Wesley Released
9/5/2009 Bussey, George Placed on Reserve/Injured (knee)
9/5/2009 Crable, Shawn Placed on Reserve/Injured (groin)
9/5/2009 Jones, Herana-Daze Released
9/5/2009 Lenon, Paris Released
9/5/2009 Love, Jamar Released
9/5/2009 Nunn, Terrence Released
9/5/2009 O'Callaghan, Ryan Released
9/5/2009 Richard, Darryl Released
9/5/2009 Smith, Alex Released
9/5/2009 Taylor, Chris Placed on Reserve/Injured (shoulder)



2009 TRANSACTIONS

SEPTEMBER, 2009

9/5/2009	Ventrone, Ray	Released
9/5/2009	Thomas, David	Traded to N.O. for an undisclosed draft pick
9/5/2009	Matthews, Michael	Acquired via trade (NY Giants)
9/6/2009	Seymour, Richard	Traded to Oak. for an undisclosed draft pick
9/6/2009	Simmons, Kendall	Signed
9/7/2009	Adams, Titus	Signed to the Practice Squad
9/7/2009	Brown, Patrick	Signed to the Practice Squad
9/7/2009	Grady, Adrian	Signed to the Practice Squad
9/7/2009	Terrence Nunn	Signed to the Practice Squad
9/7/2009	Darryl Richard	Signed to the Practice Squad
9/7/2009	Stanback, Isaiah	Signed to the Practice Squad
9/7/2009	Willingham, DeAngelo	Signed to the Practice Squad
9/7/2009	Lockett, Bret	Claimed off waivers from Cleveland
9/7/2009	Lewis, Greg	Released
9/8/2009	Agnone, Robbie	Signed to the Practice Squad
9/21/2009	Willingham, DeAngelo	Released from the Practice Squad
9/21/2009	Arrington, Kyle	Signed to the Practice Squad
9/22/2009	Burgess, Prescott	Acquired via trade (Baltimore)
9/22/2009	Wendell, Ryan	Released
9/24/2009	Wendell, Ryan	Signed to the Practice Squad
9/24/2009	Brown, Patrick	Released from the Practice Squad
9/28/2009	Sands, Terrell	Signed
9/28/2009	Burgess, Prescott	Released
9/30/2009	Burgess, Prescott	Signed to the Practice Squad
9/30/2009	Grady, Adrian	Released from the Practice Squad

OCTOBER, 2009

10/7/2009	Davis, Bruce	Signed to the Practice Squad
10/14/2009	Seau, Junior	Signed
10/14/2009	Sands, Terrell	Released
10/20/2009	Galloway Joey	Released
10/20/2009	Matthews, Michael	Released
10/25/2009	LeVoi, Mark	Activated to 53-man roster
10/25/2009	Tate, Brandon	Activated to 53-man roster

NOVEMBER, 2009

11/3/2009	Myers, Rob	Signed to the practice squad
11/3/2009	Agnone, Robbie	Placed on practice squad/injured (shoulder)
11/6/2009	Simmons, Kendall	Released
11/8/2009	Arrington, Kyle	Signed from the practice squad
11/10/2009	Williams, Thomas	Signed to the practice squad
11/14/2009	Tate, Brandon	Placed on Reserve/Injured (knee)
11/14/2009	Stanback, Isaiah	Signed from the practice squad
11/17/2009	Grady, Adrian	Signed to the practice squad

DECEMBER, 2009

12/9/2009	Lockett, Bret	Placed on Reserve/Injured (groin)
12/9/2009	Adams, Titus	Signed from the practice squad
12/9/2009	Jenkins, Darnell	Signed to the practice squad
12/9/2009	Rowe, Jeff	Signed to the practice squad
12/31/2009	Wendell, Ryan	Signed from the practice squad
12/31/2009	Adams, Titus	Released

JANUARY, 2010

1/6/2010	Welker, Wes	Placed on Reserve/Injured (knee)
1/6/2010	Williams, Thomas	Signed from the practice squad
1/6/2009	Moore, Nick	Signed to the practice squad
1/6/2010	Ortiz, Robert	Signed to the practice squad
1/6/2010	Jenkins, Darnell	Placed on practice squad/injured (ankle)



UNOFFICIAL DEPTH CHART

Unofficial depth chart compiled by Patriots media relations, January 10, 2010

OFFENSE

WR: 88 Sam Aiken	18 Matthew Slater	
LT: 72 Matt Light	<u>76 Sebastian Vollmer</u>	
LG: 70 Logan Mankins	63 Dan Connolly	
C: 67 Dan Koppen	63 Dan Connolly	69 Ryan Wendell
RG: 61 Stephen Neal	<u>60 Rich Ohrnberger</u>	
RT: 77 Nick Kaczur	64 Mark LeVoir	<u>76 Sebastian Vollmer</u>
TE: 84 Benjamin Watson	86 Chris Baker	
WR: 81 Randy Moss	<u>11 Julian Edelman</u>	15 Isaiah Stanback
QB: 12 Tom Brady	<u>8 Brian Hoyer</u>	15 Isaiah Stanback
RB: 39 Laurence Maroney	34 Sammy Morris	21 Fred Taylor
RB: 33 Kevin Faulk	42 BenJarvus Green-Ellis	

DEFENSE

LE: 94 Ty Warren	<u>91 Myron Pryor</u>	
NT: 75 Vince Wilfork	99 Mike Wright	<u>92 Ron Brace</u>
RE: 97 Jarvis Green	<u>91 Myron Pryor</u>	
OLB 95 Tully Banta-Cain	58 Pierre Woods	50 Rob Ninkovich
ILB: 51 Jerod Mayo	52 Eric Alexander	
ILB: 59 Gary Guyton	55 Junior Seau	48 Thomas Williams
OLB 96 Adalius Thomas	53 Derrick Burgess	
LCB: 29 Shawn Springs	22 Terrence Wheatley	<u>28 Darius Butler</u>
RCB 23 Leigh Bodden	24 Jonathan Wilhite	27 Kyle Arrington
SS: 31 Brandon Meriweather	<u>25 Pat Chung</u>	
FS: 36 James Sanders	30 Brandon McGowan	

SPECIAL TEAMS

K: 3 Stephen Gostkowski	6 Chris Hanson	
P: 6 Chris Hanson	3 Stephen Gostkowski	
H: 6 Chris Hanson	<u>8 Brian Hoyer</u>	
PR: 33 Kevin Faulk	22 Terrence Wheatley	
KR: 18 Matthew Slater	39 Laurence Maroney	<u>28 Darius Butler</u>
LS: <u>47 Jake Ingram</u>		

PRONUNCIATION GUIDE

Leigh Bodden	BOD-in	Mark LeVoir	la-VORE
Stephen Gostkowski	gust-OW-ski	Jerod Mayo	je-ROD
Nick Kaczur	KÄ-zur	Adalius Thomas	ah-DAY-lus
Dan Koppen	COPE-en		