




PATRIOTS VS. COLTS

SERIES HISTORY

The Patriots and Colts will face off for the 10th time since 2003 and for the 73rd time in the history of the franchises. The clubs have clashed in each of the last six regular seasons (2003-07) and also faced each other in the playoffs following the 2003, 2004 and 2006 seasons. The two teams share a long-time rivalry, as the Patriots and the Baltimore/Indianapolis Colts played twice each year from 1970 to 2001 as members of the AFC East, with the exception of the 1982 strike season. New England has had more success against the Colts than any other team in the AFC, with the Patriots' .611 winning percentage ranking as their highest against any AFC team they have played more than 10 times. New England is 18-9 against Indianapolis since 1993, and has won 14 of the series' last 20 games. The games have tended to be high-scoring affairs, as the Patriots have scored 20 or more points against the Colts in 18 of their last 20 meetings. New England holds an overall record of 14-8 in games played in Indianapolis. The Colts beat the Patriots, 18-15 last season on November 2, 2008 in their first meeting at Lucas Oil Stadium. **A complete listing of all games in the series can be found on page 288 of the 2009 Patriots Media Guide.**



Stadium. A complete listing of all games in the series can be found on page 288 of the 2009 Patriots Media Guide.

SERIES TRENDS

Overall Record (including 2-1 in playoffs)	44-28
Overall at Home	24-12
in Foxborough	24-11
in Boston	0-1
Overall on Road	20-16
in Indianapolis	14-8
in Baltimore	6-8
Largest Victory	39 points (10/06/74)
Largest Defeat	-31 points (11/26/72)
Highest Combined Point Total	72 points (11/30/03 and 1/21/07)
Lowest Combined Point Total	6 points (12/06/92)
Longest Winning Streak	7 (1996-99)
Longest Losing Streak	3 (1970-71, 2005-07)
Seasonal Sweeps of 2 or more wins	Patriots 12, Colts 5

PATRIOTS – COLTS QUICK HITS

- Since the beginning of the 2003 season, the Patriots and Colts are tied with the NFL's best record (83-21)
- In the last six seasons, the Patriots and Colts have met twice in the AFC Championship Game, with the Patriots claiming a 2-14 win in 2003 and the Colts winning 38-34 in 2006.
- Patriots Head Coach Bill Belichick is 8-5 against the Colts as the head coach of the Patriots and is 10-7 against Indianapolis as a head coach overall.
- This week's game will mark the fifth straight year that the Patriots and Colts will play during the first two weeks of November. The Patriots faced the Colts in the first week of November for the last four seasons.
- Despite not being in the same division, the Patriots and Colts will play each other for the seventh straight season.

PATRIOTS AND COLTS HAVE SUSTAINED SUCCESS

Both clubs are moving near the top regular-season victory total for any team in any NFL decade. San Francisco won 113 regular-season games during the 1990s. The Indianapolis Colts (109) and New England Patriots (109) are both within striking distance of the all-time win mark for a decade held by the 49ers of the 1990s.

TALE OF THE TAPE

2009 Regular Season	New England	Indianapolis
Record	6-2	8-0
Divisional Standings	1st	1st
Total Yards Gained	3,274	3,203
Total Offense (Rank)	409.3 (2)	400.4 (4)
Rush Offense	114.3 (16)	85.4(29)
Pass Offense	295.0 (2)	315.0 (1)
Points Per Game	28.1 (3)	27.1 (5T)
Touchdowns Scored	25	26
Third Down Conversion Pct.	45.0	51.0
Total Yards Allowed	2,334	2,427
Total Defense (Rank)	291.8 (7)	303.4 (8)
Rush Defense	112.4 (20)	108.1 (T-14)
Pass Defense	179.4 (4)	195.3 (9)
Points Allowed/Game	14.4 (3)	13.5 (1)
Touchdowns Allowed	13	10
Third Down Defense (Pct.)	39.0	44.1
Field Goals Made/Attempted	17/20	12/14
Possession Avg.	33:41	29:05
Sacks Allowed/Yards Lost	10/56	7/47
Sacks Made/Yards	15/118	22/152
Interceptions For/Against	7/5	9/6
Penalties Against/Yards	49/396	43/331
Punts/Avg.	27/38.9	29/43.7
Turnover Differential	+8	+7

LAST MEETING

COLTS 18, PATRIOTS 15

November 2, 2008 ★ Lucas Oil Stadium (Att: 66,508)

	1	2	3	4	Final
New England Patriots	0	6	6	3	— 15
Indianapolis Colts	7	0	8	3	— 18

The Patriots dropped a tight game on the road to the Indianapolis Colts, falling 18-15 after a game-winning 52-yard field goal by Indianapolis in the fourth quarter that broke a 15-15 tie. The Patriots came from behind to tie or take the lead twice in the game. After falling behind 7-0, the Patriots rallied to take a 12-7 lead in the third quarter. The Colts then regained the lead (15-12) with a touchdown, before New England tied the game at 15 early in the final quarter. Despite the loss, the Patriots outgained the Colts 342-301 and outrushed Indianapolis 140-47. Matt Cassel completed 73.5 percent of his passes (25-for-34) and the Patriots rushing attack, led by Kevin Faulk and BenJarvus Green-Ellis, averaged 4.4 yards per carry (140 yards on 32 rushes).

CONNECTIONS

- Patriots head coach **Bill Belichick** began his NFL coaching career as a special assistant for the Baltimore Colts in 1975 under head coach Ted Marchibroda.
- Patriots assistant head coach/offensive line coach **Dante Scarnecchia** was the offensive line coach for the Colts from 1989-90. Outside of those two seasons, Scarnecchia has been on the Patriots sidelines for each year since 1982.
- Colts kicker **Adam Vinatieri** played for the Patriots for 10 seasons from 1996-2005 and is New England's all-time leading scorer with 1,158 points and also holds the team record with 263 successful field goals.
- Patriots tackle **Matt Light** earned four letters at Purdue University (1996, 1998-2000), earning All-Big Ten conference first-team honors in 2000.
- Colts defensive end **Dwight Freeney** was born in Hartford, Conn., and attended Bloomfield High School, where he was a *SuperPrep*, *Prep Football Report*, *USA Today*, *New Haven Register*, *Hartford Courant* and *Blue Chip Illustrated* All-American selection.
- Patriots **DL Ty Warren** and Colts **DB Melvin Bullitt** were both born in Bryan, Texas. Both players also attended Texas A&M.



PATRIOTS VS. COLTS

CONNECTIONS (continued)

- Patriots **WR Wes Welker** and Colts **DT Keyunta Dawson** were teammates at Texas Tech in 2003.
- Colts **WR Pierre Garcon** played one year at Norwich Academy (Vt.) before transferring to Mount Union.
- Colts Assistant Head Coach/Wide Receivers Coach **Clyde Christensen** was receivers and tight ends coach/offensive coordinator at Holy Cross from 1989-90.
- Indianapolis Linebackers Coach **Mike Murphy** was a defensive line coach at the University of Vermont from 1970-73.
- Colts Special Teams Coordinator **Ray Rychleski** served as Northeastern's defensive coordinator/inside linebackers coach from 1989-90.
- Colts Strength and Conditioning Coach **Jon Torine** attended and played football for Springfield (Mass.) College from 1991-95.
- Indianapolis Area Scout **Bob Guarini** worked as Western Connecticut State University's offensive coordinator/assistant athletic director from 1992-93.

RECENT PATRIOTS-COLTS GAMES

The Patriots have enjoyed recent success against Indianapolis, having won 15 of the last 21 games between the clubs, a streak dating back to 1996.

Last 20 Games: New England 15, Indianapolis 6

Date	Result	Score	H/A	Stadium
11/02/08	L	15-18	A	Lucas Oil Stadium
11/04/07	W	24-20	A	RCA Dome
01/21/07*	L	34-38	A	RCA Dome
11/05/06	L	20-27	H	Gillette Stadium
11/07/05	L	21-40	H	Gillette Stadium
01/16/05*	W	20-3	H	Gillette Stadium
09/09/04	W	27-24	H	Gillette Stadium
01/18/04*	W	24-14	H	Gillette Stadium
11/30/03	W	38-34	A	RCA Dome
10/21/01	W	38-17	A	RCA Dome
09/30/01	W	44-13	H	Foxboro
10/22/00	L	23-30	A	RCA Dome
10/08/00	W	24-16	H	Foxboro
12/12/99	L	15-20	A	RCA Dome
09/19/99	W	31-28	H	Foxboro
11/01/98	W	21-16	A	RCA Dome
09/13/98	W	29-6	H	Foxboro
11/30/97	W	20-17	H	Foxboro
09/07/97	W	31-6	A	RCA Dome
11/24/96	W	27-13	H	Foxboro
10/20/96	W	27-9	A	RCA Dome

*-Playoffs

PATRIOTS IN SUNDAY NIGHT GAMES

The Patriots are 15-13 all-time on Sunday Night Football.

NBC (3-4)

DATE	OPPONENT	SCORE
9/24/06	v DEN	7-17 L
11/07/06	v IND	20-27 L
9/16/07	v SD	38-14 W
11/18/07	at BUF	56-10 W
11/25/07	v PHI	31-28 W
10/12/08	at SD	10-30 L
11/2/08	at IND	15-18 L

ESPN (9-6)

DATE	OPPONENT	SCORE
11/08/87	at NYG	10-17 L
11/20/88	at MIA	6-3 W
12/10/89	at MIA	10-31 L
11/10/91	at MIA	20-30 L
11/27/94	at IND	12-10 W
12/01/96	at SD	45-7 W
9/13/98	v IND	29-6 W

PATRIOTS IN SUNDAY NIGHT GAMES (continued)

DATE	OPPONENT	SCORE
9/26/99	v NYG	16-14 W
12/05/99	v DAL	13-6 W
11/18/01	v STL	17-24 L
11/17/02	at OAK	20-27 L
12/22/02	v NYJ	17-30 L
11/16/03	v DAL	12-0 W
11/14/04	v BUF	29-6 W
10/30/05	v BUF	21-16 W

TNT (2-3)

DATE	OPPONENT	SCORE
10/04/92	at NYJ	21-30 L
9/26/93	at NYJ	7-45 L
10/18/95	v DEN	3-37 L
10/27/96	v BUF	28-25 W
9/14/97	v NYJ	27-24 W ot

ABC (1-0)

DATE	OPPONENT	SCORE
9/24/1978	at OAK	21-14 W

THIS WEEK IN PATRIOTS HISTORY

November 10-16

Nov. 10, 1968 - Gino Cappelletti became the first player in AFL history to score more than 1,000 points in his career, reaching the milestone on a 19-yard touchdown catch.

Nov. 12, 1970 - John Mazur replaced Clive Rush as head coach.

Nov. 13, 1994 - Patriots quarterback Drew Bledsoe set NFL records with 70 attempts and 45 completions in a 26-20 overtime victory over the Minnesota Vikings at Foxboro Stadium. Bledsoe found fullback Kevin Turner for a 14-yard touchdown in overtime to complete a comeback from a 20-0 deficit.

Nov. 16, 2003 - The Patriots shut out the Dallas Cowboys, 12-0, at Gillette Stadium in a battle of 7-2 teams. New England, wearing its silver uniforms for the first time, defeated a Dallas team coached by former Patriots head coach Bill Parcells. The shutout was the first for the Patriots under Bill Belichick.

PRO BOWL BALLOTING BEGINS

NFL Pro Bowl balloting began last week and runs from Oct. 26 through Dec. 22. Fans may vote for their favorite NFL players to represent the AFC and NFC in the 2010 Pro Bowl on Sunday, Jan. 31 at the site of the Super Bowl in South Florida. Fans may vote online at nfl.com/probowl or on Web-enabled mobile phones by going to NFL.com. The AFC and NFC All-Star squads are determined by the consensus votes of fans, players and coaches. Each group's vote counts one-third towards determining each conference's 43-man roster. NFL players and coaches will cast their votes on Dec. 22-23. The Pro Bowl teams will be announced at 4:00 p.m. EST on Tuesday, Dec. 29 in a Pro Bowl Selection Show on NFL Network.



NFL ALL-STAR GAME

2009 HONORS AND AWARDS

QB Tom Brady

- AFC Offensive Player of the Week (Wk. 1 vs. Buffalo)
- AFC Offensive Player of the Week (Wk. 6 vs. Tennessee)
- AFC Offensive Player of the Month (October)

S Brandon Meriweather

- AFC Defensive Player of the Week (Wk. 7 at Tampa Bay)



LAST GAME: PATRIOTS-DOLPHINS

PATRIOTS 27, DOLPHINS 17

November 8, 2009 ★ Gillette Stadium

	1	2	3	4	Final
Miami Dolphins	3	7	7	0	17
New England Patriots	7	9	8	3	27

The Patriots improved to a 6-2 record with a 27-17 victory over AFC East Divisional rival Miami. QB Tom Brady and WR Randy Moss connected on two big plays and the New England defense stopped the dangerous Wildcat offense to claim the win and extend the team's lead in the division.

Moss set up New England's first touchdown with a 36-yard reception at the one-yard line. Then in the third quarter, Moss caught a pass from Brady and broke one tackle en route to a 71-yard touchdown. Moss finished the day with six receptions for 147 yards. Brady had his third-straight 300-yard game after completing 25 of 37 pass attempts for 332 yards. It was also his team-record 27th career 300-yard game.

Miami took a 3-0 lead on a 52-yard field goal before Moss's 36-yard reception to the one-yard line on the next series set up a one-yard touchdown run by RB Laurence Maroney to give New England the lead.

New England made it 10-3 on the first of four field goals by K Stephen Gostkowski six minutes into the second quarter. On Miami's ensuing drive, it used its wildcat offense on five runs for 66 yards in a series that ended in a 15-yard touchdown run by RB Ricky Williams to tie the game at 10-10. The Patriots responded with field goals on their next two drives to gain a 16-10 halftime lead.

Miami used the Wildcat formation to open the third quarter and engineered a 16-play, 66-yard touchdown drive that took 10 minutes off the clock. RB Ronnie Brown culminated the drive when he took a direct snap and completed a one-yard touchdown pass to TE Joey Haynos.

The Patriots wasted little time recapturing the lead, scoring two plays later when Brady connected with Moss on the 71-yard touchdown. A successful two-point play extended the Patriots lead to 24-17.

New England added a field goal late in the fourth quarter for a 27-17 final.

BRADY SETS FRANCHISE RECORD WITH HIS 27TH 300-YARD PASSING GAME

Tom Brady had 332 passing yards, registering his 27th career 300-yard passing game and passing Drew Bledsoe (26) for the most 300-yard games in New England history. The 300-yard game was his fourth of the 2009 season and was his third straight. The 300-yard game was Brady's 12th in his last 23 regular-season starts.

BRADY EQUALS HOTTEST STRETCH OF CAREER WITH THIRD STRAIGHT 300-YARD GAME

With 332 passing yards, Brady had his third consecutive 300-yard game, equaling the hottest streak of his career. The only other time in his 10-year career that he had three consecutive 300-yard games was during a three-game stretch in 2007 when he had 388 yards at Dallas (10/14/07), 354 yards at Miami (10/21/07) and 306 yards vs. Washington (10/28/07).

BRADY COMPLETES 71-YD TD PASS TO MOSS

QB Tom Brady's 71-yard touchdown pass to WR Randy Moss is the third longest touchdown pass of Brady's career. He had a career-long 91-yard touchdown pass to WR David Patten at Indianapolis (10-21-01) and an 82-yard touchdown pass to WR Troy Brown in overtime at Miami (10-19-03). The 71-yard touchdown pass to Moss is the longest pass of Brady's career at Gillette Stadium, besting a 63-yard touchdown pass to WR Randy Moss vs. Pittsburgh (12-9-07).

GOSTKOWSKI TIES CAREER-HIGH WITH 4 FGS

Stephen Gostkowski was a perfect four-for-four on field goals today, tying his career high with four successful kicks in a game. Gostkowski also had four field goals against Atlanta on Sept. 27 and had four successful boots in two games in 2008 (at N.Y. Jets on 9/14/08 and vs. Arizona on 12/21/08).

MOSS MOVES UP ALL-TIME RECEIVING LIST

Moss passed Henry Ellard and Cris Carter and moved into seventh place on the NFL's All-Time receiving yards list. Moss finished with 13,913 career receiving yards. Moss entered the contest ranked ninth with 13,766 career receiving yards and moved past Ellard (13,777) and Carter (13,899). James Lofton ranks sixth in NFL history with 14,004 career receiving yards. Jerry Rice is the NFL's all-time leader with 22,895 career receiving yards.

MOSS BECOMES THIRD PLAYER TO REACH 140 OR MORE RECEIVING TDS

Randy Moss tied Buffalo's Terrell Owens for second place on the NFL's all-time list with 140 career touchdown catches. Moss became the third player in NFL history to catch 140 or more touchdown passes when he scored on a 71-yard touchdown in the third quarter. Jerry Rice holds the NFL record with 197 career touchdown receptions.

MOSS MOVES UP ALL-TIME RECEIVING LIST

Moss passed Henry Ellard and Cris Carter and moved into seventh place on the NFL's All-Time receiving yards list. Moss finished with 13,913 career receiving yards. Moss entered the contest ranked ninth with 13,766 career receiving yards and moved past Ellard (13,777) and Carter (13,899). James Lofton ranks sixth in NFL history with 14,004 career receiving yards. Jerry Rice is the NFL's all-time leader with 22,895 career receiving yards.

MOSS MOVES UP ALL-TIME SCRIMMAGE YARDS LIST

Moss passed Cris Carter and moved into 24th place on the NFL's all-time scrimmage yards list. Moss entered the game ranked 25th in NFL history with 13,925 yards from scrimmage (159 rushing and 13,766 receiving) and added 147 yards to push his career total to 14,072 and move past Carter's total of 13,940 yards. James Lofton ranks 23rd in league history with 14,250 scrimmage yards.

MOSS GOES OVER 100 YARDS

Moss exceeded 100 receiving yards for the fourth time in 2009. He now has 63 100-yard games, which is second to Jerry Rice's NFL record 76 100-yard games.

MOSS SCORES ON 71-YD TD PASS FROM BRADY

Moss scored on a 71-yard touchdown pass from Tom Brady in the third quarter. It is the second longest catch of Moss' Patriots career and the longest from Brady. He had a 76-yard touchdown pass from QB Matt Cassel vs. Arizona (12/21/08).

WELKER IS SIXTH PLAYER IN TEAM HISTORY WITH THREE STRAIGHT SEASONS OF 50-PLUS RECEPTIONS.

Wes Welker had nine catches to finish the game with 55 receptions on the season, becoming the sixth player in Patriots history with 50 or more catches in three straight seasons. Welker had 112 receptions in 2007 and 111 in 2008, making 2009 his third straight season with 50 or more catches for the Patriots. Welker joins Ben Coates, Irving Fryar, Marv Cook, Terry Glenn and Troy Brown as the only players in Patriots history to achieve the feat. Randy Moss, who finished today's game with 49 catches in 2009, can join the club with one more reception.



INSIDE THE NUMBERS

MILESTONES APPROACHING

4

The number of 10-plus reception games Wes Welker needs in 2009 to match the single-season record of 7 set by Houston's Andre Johnson in 2008. Welker has three 10-plus reception games so far this season.

8

The number of receptions WR Randy Moss (892) needs to become the 11th player in NFL history to surpass 900 career receptions.

10

The number of touchdown receptions Randy Moss needs to become the second player in NFL history with 150 receiving touchdowns. Moss can join Jerry Rice (197) as the only players in NFL history with 150 receiving touchdowns. In 11 seasons, Moss has 140 touchdown receptions.

87

The number of yards WR Randy Moss needs to become the seventh player in NFL history to reach 14,000 receiving yards. Moss is in ninth place all-time with 13,766 yards.

113

The number of rushing yards RB Kevin Faulk (3,279) needs to pass Don Calhoun (3,391 yards) for fifth place on the Patriots' all-time rushing list.

848

The number of passing yards QB Tom Brady (28,478) needs to pass Patriots' all-time leader Drew Bledsoe (29,657).

PATRIOTS HALL OF FAME

1

The number of contributors in the Patriots Hall of Fame after Chairman and CEO Robert Kraft inducted William H. "Billy" Sullivan, the team's founder this year.

2

The number of Patriots Hall of Famers who also won League MVP honors (Gino Cappelletti in 1964 and Jim Nance in 1966).

4

The number of Patriots Hall of Famers who are also in the Pro Football Hall of Fame (John Hannah, Andre Tippett, Mike Haynes and Nick Buoniconti).

14

The number of players in the Patriots Hall of Fame following the induction of former RB Jim Nance.

STREAKING

8

The number of consecutive seasons in which the Patriots have won nine or more regular-season games. They are the only team in the NFL to have won at least nine games in each of the last eight seasons entering 2009.

14

The number of consecutive regular-season games the Patriots have won when a New England player has a 100-yard rushing game. The last time New England lost a game in which one of its runners broke the 100-yard mark was on Dec. 20, 2004, when the Patriots lost 29-28 at Miami despite a 121-yard effort by Corey Dillon.

20

The number of consecutive home games won by Tom Brady, including the postseason.

166

The number of consecutive home games the Patriots have sold out. The streak includes every preseason, regular-season and playoff game since the 1994 regular-season opener.

ACCOMPLISHMENTS

14

The number of times QB Tom Brady has earned AFC Offensive Player of the Week honors, after earning the award for his 378-yard passing effort in the Patriots' come-from-behind 25-24 win on opening week vs. Buffalo and for a 6 TD effort vs. Tennessee.

26

The number of NFL running backs who have reached at least 400 career receptions after RB Kevin Faulk caught two passes against Tampa Bay to reach 400 receptions.

27

The number of regular season 300-yard passing games by Tom Brady, a new team record. Brady's four 300-yard games in 2009 moved him past QB Drew Bledsoe (26) for the team record.

49

The number of 100-yard games by RB Fred Taylor, which ranks ninth in NFL history.

63

The number of 100-yard receiving games by WR Randy Moss, which ranks second in NFL history to WR Jerry Rice's 76 100-yard receiving games.

THE KRAFT ERA

3

The number of Super Bowl championships the Patriots have won since Robert Kraft purchased the team in 1994. That mark is the highest total in the NFL over that span. Only Denver (2; 1997 and 1998) and Pittsburgh (2; 2005 and 2008) have won multiple Super Bowl titles since 1994.

5

The number of conference championships the Patriots have won since Robert Kraft purchased the team in 1994. That mark is the highest total in the NFL over that span. Pittsburgh has won three conference titles since 1994.

17

The number of playoff games the Patriots have won since Robert Kraft purchased the team in 1994. That mark is the highest total in the NFL over that span. Pittsburgh ranks second with 15 playoff wins over that span.

24

The number of playoff games the Patriots have appeared in since 1994. The mark is the highest in the NFL, ahead of the 23 games played by Pittsburgh.

THE BELICHICK ERA

4

Bill Belichick is one of just four head coaches to win three championships since the Super Bowl era began following the 1966 season. Coach Belichick joins three members of the Pro Football Hall of Fame in the exclusive club (Chuck Knoll 4, Joe Gibbs 3, and Bill Walsh 3). Belichick is the only coach to win three Super Bowls in the post-1993 salary cap era.

8

The number of consecutive home-opening wins in Belichick's nine Patriots seasons.

103-33

The Patriots' regular-season record since 2001 under Head Coach Bill Belichick. Under Belichick, the Patriots have won 75.7 percent of their regular-season games, recording the highest winning percentage of any major American professional sports team over that span.

122

The number of wins Coach Belichick has recorded since becoming Patriots head coach in 2000, including the post season.



ROBERT KRAFT NEWS & NOTES

Since Robert Kraft purchased the team in 1994, the Patriots have experienced one of the most dramatic turnarounds in the history of sports. In 15 seasons of ownership, Kraft has transformed one of the league's least successful clubs into what many observers view as a model NFL franchise. In the five seasons immediately preceding his purchase (1989-93), the Patriots were a moribund team, winning just 19 of 80 games (.311 pct.) and recording the worst record in the NFL over that span. When he bought the franchise on Jan. 21, 1994, Kraft announced his intention to bring a championship to New England, a tall order considering the team's previous success rate. But under Kraft's leadership, the Patriots have won eight division titles, five conference crowns and three Super Bowl championships. The Patriots have made five Super Bowl appearances since Kraft purchased the team, a period during which no other NFL franchise has earned more than three berths.



	Pre-Kraft 1960-93	1989-93	Kraft Era 1994-09
Overall Record	225-276-9	19-61	179-93
Winning Pct.	.450	.311	.658
Super Bowl Titles	0	0	3
Conference Titles	1	0	5
Division Titles	3	0	8
Playoff Seasons	5	0	10
Playoff Record	4-6	--	17-7
Home Playoff Games	1	0	11
Home Playoff Record	0-1	--	11-0

A CHAMPIONSHIP TRADITION

The Patriots, the Los Angeles Lakers and the San Antonio Spurs are the only teams from the four major professional sports leagues to have won three titles since 2001.

MULTIPLE LEAGUE CHAMPIONSHIPS SINCE 2001

Team	League	Titles
New England Patriots	NFL	3
Los Angeles Lakers.....	NBA	3
San Antonio Spurs.....	NBA	3
Boston Red Sox	MLB	2

CHAMPIONSHIP GAME/SERIES APPEARANCES SINCE 1994

Team	League	Appearances
New York Yankees	MLB	7
Los Angeles Lakers.....	NBA	6
Detroit Red Wings.....	NHL	6
New England Patriots	NFL	5
San Antonio Spurs.....	NBA	4
New Jersey Devils	NHL	4

SELLOUT STREAK

In the early 1990s, the Patriots seemed destined for relocation until Robert Kraft's purchase of the team rejuvenated local interest. In 1991, the season ticket base was just 17,635, barely enough to support the club. Now, the season-ticket base stands at a capped total of 61,759 and more than 50,000 fans are on a waiting list. The Patriots have sold out 166 consecutive home games (dating back to the 1994 regular-season opener).

SUCCESS STORY

Since Robert Kraft purchased the team in 1994, the Patriots have been one of the NFL's elite franchises. Over the first 15-plus years of Kraft's ownership, the Patriots own the NFL's highest winning percentage and have won more Super Bowl titles, more conference championships and more playoff games than any other NFL team.

SINCE ROBERT KRAFT PURCHASED THE TEAM IN 1994...

TOTAL VICTORIES SINCE 1994 (Incl. Postseason)

New England Patriots	179
Pittsburgh Steelers	172
Green Bay Packers	164
Indianapolis Colts.....	163
Denver Broncos.....	159
Philadelphia Eagles.....	149

WINNING PERCENTAGE SINCE 1994 (Incl. Postseason)

Team	W	L	T	Pct.
New England Patriots	179	93	0	.658
Pittsburgh Steelers	172	98	1	.637
Green Bay Packers	164	103	0	.614
Indianapolis Colts	163	104	0	.610
Denver Broncos	159	102	0	.609
Philadelphia Eagles	149	117	2	.558
Minnesota Vikings	145	116	0	.556

SUPER BOWL CHAMPIONSHIPS SINCE 1994

New England Patriots	3
Pittsburgh Steelers.....	2
Denver Broncos.....	2
9 Teams	1

CONFERENCE CHAMPIONSHIPS SINCE 1994

New England Patriots	5
Pittsburgh Steelers	3
Denver Broncos.....	2
Green Bay Packers	2
St. Louis Rams	2
16 Teams	1

PLAYOFF VICTORIES SINCE 1994

New England Patriots	17
Pittsburgh Steelers	15
Green Bay Packers	11
Philadelphia Eagles.....	11
Indianapolis Colts.....	9

PLAYOFF GAMES PLAYED SINCE 1994

New England Patriots	24
Pittsburgh Steelers	23
Green Bay Packers	20
Philadelphia Eagles.....	20
Indianapolis Colts.....	19
Denver Broncos.....	13
San Francisco 49ers	13

PLAYOFF SEASONS SINCE 1994

Indianapolis Colts.....	11
New England Patriots	10
Green Bay Packers	10
Pittsburgh Steelers	9
Philadelphia Eagles.....	9
Dallas Cowboys.....	8

PLAYOFF WINNING PERCENTAGE SINCE 1994

Team	W	L	Pct.
New England Patriots	17	7	.708
Arizona Cardinals	4	2	.666
Pittsburgh Steelers	15	8	.652
Baltimore Ravens	7	4	.636
Denver Broncos.....	8	5	.615
Carolina Panthers.....	6	4	.600



BILL BELICHICK NEWS & NOTES

THE HEAD COACH

Overall Record: 159-92 (.633)
Regular Season: 144-88 (.621)
Postseason: 15-4 (.789)
With Patriots overall: 122-47 (.722)
Overall since 2001: 117-36 (.765)
Super Bowl Titles: 5 (86, 90, 01, 03, 04)
Conf. Titles: 7 (86, 90, 96, 01, 03, 04, 07)
Division Titles: 13 (75, 78, 86, 89, 90, 96, 98, 01, 03, 04, 05, 06, 07)



Bill Belichick is the only head coach in NFL history to win three Super Bowl titles in a four-year span. Belichick spent 20 years as an assistant coach in the NFL and this is his 15th season as a head coach. According to the Elias Sports Bureau he is the only man in NFL history to serve 20 or more seasons as an assistant coach and at least 15 seasons as a head coach. Over a 100-game span from 2003-08, Belichick directed the team to an 82-18 record, marking the best 100-game span for any team in NFL history. In the 2007 season, Belichick led the Patriots to the fourth undefeated and untied regular season in the NFL's 88-year history and the first since the NFL established a 16-game schedule in 1978. He has led the Patriots to the Super Bowl four times in the last eight seasons and has produced six division championships in the last eight seasons, including five straight from 2003-07. Belichick's Patriots teams own the all-time NFL records for consecutive total victories (21 from 2003-04), consecutive regular-season victories (21 from 2006-08) and consecutive playoff victories (10 from 2001-05). Belichick owns the second best postseason record in NFL history (15-4) and is the winningest NFL head coach since 2001 (117-36). From 2003-04, he directed the Patriots to back-to-back Super Bowl titles while posting consecutive 17-win campaigns. Belichick has spent more seasons in the league than any other current NFL head coach, and in that time has been a part of five Super Bowl championship teams. His overall record of 122-47 with the Patriots gives him the most victories and the best winning percentage of any head coach in franchise history.

ELITE COMPANY

Bill Belichick is one of nine NFL head coaches to win three or more championships since the league began postseason play in 1933. With the Patriots' victory in Super Bowl XXXIX, Belichick joined an exclusive club in which each of the eight other members has been enshrined in the Pro Football Hall of Fame.

HEAD COACHES WITH THREE OR MORE NFL TITLES

(Listed alphabetically)

Head Coach	Championship Team(s)
Bill Belichick	New England Patriots
Paul Brown	Cleveland Browns
Weeb Ewbank	Baltimore Colts, New York Jets
Joe Gibbs	Washington Redskins
George Halas	Chicago Bears
Curly Lambeau	Green Bay Packers
Vince Lombardi	Green Bay Packers
Chuck Noll	Pittsburgh Steelers
Bill Walsh	San Francisco 49ers

BELICHICK'S PATRIOTS RENAISSANCE

Any successful project requires a sound plan, and once head coach Bill Belichick implemented his design on the Patriots, his approach has given him the best record of any NFL head coach who has coached at least 40 games since 2001.

NFL COACHES' RECORDS SINCE 2001

Coach	Team	W	L	T	Pct.
Bill Belichick	NE	117	36	0	.765
Tony Dungy	TB/IND	101	41	0	.711
Mike Tomlin	PIT	31	13	0	.705
Wade Phillips	ATL/DAL	30	14	0	.682
Bill Cowher	PIT	70	35	1	.665
Andy Reid	PHI	95	55	1	.632
Mike Martz	STL	46	29	0	.613

BELICHICK WINS 100th REGULAR-SEASON GAME WITH PATRIOTS

The Patriots' victory over Oakland on Dec. 14, 2008 was Bill Belichick's 100th regular-season victory as Patriots head coach. His 100th victory came in his 142nd regular-season game as head coach, and only three NFL coaches have won their 100th game with a team in fewer tries – Oakland's John Madden (136 games), Miami's Don Shula (137) and Cleveland's Paul Brown (138).

AMONG THE GREATS

Coach Belichick has recorded 159 career wins and is one of 17 coaches in NFL history to win 150 or more games. Belichick owns a career winning percentage of .633, which is third all-time, behind Don Shula (.666) and George Halas (.682).

TOP WINNING PERCENTAGE AMONG HEAD COACHES WITH AT LEAST 150 WINS (INCL. POSTSEASON)

Head Coach	Team(s)	Years	W	L	T	Pct.
George Halas	CHI	1920-29,33-41,46-55,58-67	324	151	31	.682
Don Shula	BAL/MIA	1963-95	347	173	6	.666
Bill Belichick	CLV/NE	1991-95,00-09	159	92	0	.633
Curly Lambeau	GB/CHC/WAS	1921-53	229	134	22	.630
Joe Gibbs	WAS	1981-92,04-07	171	101	0	.629

NOTE: Winning percentage calculated using current NFL rules, counting a tie as a half-win, half-loss.

SUPER SUCCESS

Bill Belichick is one of just four head coaches to win three Super Bowl championships. Belichick is the only coach to win three Super Bowls in the post-1993 salary cap era.

MOST SUPER BOWL VICTORIES

Head Coach	Team	Titles	Seasons
Chuck Noll	PIT	4	1974, 1975, 1978, 1979
Bill Belichick	NE	3	2001, 2003, 2004
Joe Gibbs	WAS	3	1982, 1987, 1991
Bill Walsh	SF	3	1981, 1984, 1988

NOTE: Sorted by most recent championship. Super Bowls have determined NFL champion since 1966.

PLAYOFF SUCCESS

Coach Belichick has won 15 career playoff games, a total that is the fifth-highest by a head coach in NFL history.

MOST PLAYOFF WINS BY AN NFL HEAD COACH

Coach	Team(s)	Wins
Tom Landry	Dallas Cowboys	20
Don Shula	Baltimore Colts, Miami Dolphins	19
Joe Gibbs	Washington Redskins	17
Chuck Noll	Pittsburgh Steelers	16
Bill Belichick	Cleveland Browns, New England Patriots	15

POSTSEASON PROWESS

Bill Belichick is the second winningest head coach in NFL playoff history, trailing only the legendary Vince Lombardi, whose name is emblazoned on the Super Bowl trophy.

BEST POSTSEASON RECORDS IN NFL HISTORY

Head Coach	Team(s)	W	L	Pct.
Vince Lombardi	GB/WAS	9	1	.900
Bill Belichick	CLE/NE	15	4	.789

TOPS IN TEAM HISTORY

Bill Belichick is the most successful head coach in Patriots history. He has recorded more wins (122) and a higher winning percentage (.722) than any of the 13 previous head coaches.

WINNINGEST HEAD COACHES IN PATRIOTS HISTORY

Coach	Years	Career Winning Pct.	Overall W-L-T	Playoff W-L
Bill Belichick	2000-09	.722	122-47-0	14-3
Raymond Berry	1984-89	.554	51-41-0	3-2
Pete Carroll	1997-99	.549	28-23-0	1-2
Ron Meyer	1982-84	.529	18-16-0	0-1



QB Tom Brady News & Notes

RECORDING SUCCESS

Tom Brady has quarterbacked the Patriots to victories in 93 of his 119 career regular-season starts, compiling a .782 winning percentage and giving him the best record of any quarterback in the Super Bowl Era (since 1966). Including his 14-3 record in the playoffs, he is 107-29 (.787) as a starter.



TOP WINNING PERCENTAGES IN SUPER BOWL ERA

(Since 1966, Minimum 50 Starts, Regular Season Only)

Player	Team(s)	Years	W	L	T	Pct.
Tom Brady	NE	2000-09	93	26	0	.782
Roger Staubach	DAL	1969-79	85	29	0	.746
Joe Montana	SF/KC	1979-94	117	47	0	.713

ACTIVE QUARTERBACKS WINNING PERCENTAGE

Minimum 32 Starts (two full seasons), Regular Season Only

Quarterback	Team(s)	W	L	T	Pct.
Tom Brady	NE	93	26	0	.782
Philip Rivers	SD	31	11	0	.738
Ben Roethlisberger	PIT	45	18	0	.714
Peyton Manning	IND	114	55	0	.675
Donovan McNabb	PHI	79	40	0	.664
Brett Favre	GB/NYJ/MIN	167	94	0	.640
Jake Delhomme	CAR	42	32	0	.568

MOST VICTORIES / FIRST 100 STARTS IN SUPER BOWL ERA

Player	Team(s)	1st Start	100th Start	Wins
Tom Brady	NE	9/30/01	10/14/07	76
Roger Staubach	DAL	9/20/70	9/16/79	76
Ken Stabler	OAK/HOU	10/17/71	9/21/80	72
Terry Bradshaw	PIT	9/20/70	11/27/78	68
Brett Favre	GB	9/27/92	10/25/98	68
Joe Montana	SF	12/2/79	9/18/88	68

TOM BRADY'S RECORD AS A STARTER

	Reg. Season	Playoffs	Total
Overall:	93-26	14-3	107-29
Home:.....	51-10	8-0	59-10
Road:.....	42-16	6-3*	48-19*

By Yardage Total

Less than 200:.....	21-11	3-0	24-11
200-299:.....	47-13	9-2	56-15
300 or more:.....	25-2	2-1	27-3

Other Records

On Artificial Turf:.....	42-2	4-1	46-3
Temp. Below 40:.....	20-3	8-0	28-3
Thanksgiving or later:.....	34-6	14-3	48-9
Leading at Halftime:.....	73-4	10-2	83-6
Leading after 3 Qtrs:.....	76-2	9-2	85-4
Overtime:.....	6-1	1-0	7-1
Final margin <7 pts:.....	26-4	6-2	32-6
Final margin <4 pts:.....	16-5	6-1	22-6
Passer rating >100.0:.....	48-1	6-0	54-1

*-Includes three Super Bowls at neutral sites

WINNINGEST COACH/QB TANDEM

Bill Belichick and Tom Brady are 93-26 (.782) as a head coach-starting quarterback tandem, marking the best winning percentage of any coach-quarterback tandem since the 1970 AFL-NFL Merger. In the playoffs, the tandem is 14-3 (.824), for an overall record of 107-29 (.787).

WINNINGEST COACH/QB TANDEMS SINCE 1970

(Regular Season Only)

Quarterback/Head Coach	Team	W	L	T	Pct.
Tom Brady/Bill Belichick	NE	93	26	0	.782
Ken Stabler/John Madden	OAK	60	19	1	.756
Jim McMahon/Mike Ditka	CHI	46	15	0	.754
Peyton Manning/Tony Dungy	IND	73	24	0	.753

AFC OFFENSIVE PLAYER OF THE MONTH

Brady was named AFC Offensive Player of the Month for October, the third time in his career he has earned such an honor.

BRADY IN ELITE COMPANY

Tom Brady passed Steve Grogan into second place on the Patriots all-time passing yards list at the Jets (9/20/09) and needs 848 yards to pass Drew Bledsoe and take over first place in franchise history.

PATRIOTS ALL-TIME LEADING PASSERS

Player	YEARS	ATT	COMP	YARDS
Drew Bledsoe	1993-01	4,518	2,544	29,657
Tom Brady	2000-09	3,963	2,505	28,810
Steve Grogan	1975-90	3,593	1,879	26,886

30,000 YARDS PASSING WITHIN REACH

Brady needs 1,190 yards to reach the 30,000-yard milestone. Two players may hit the 30,000-yard mark in 2009: Brady and Drew Brees (New Orleans, 28,594). Kurt Warner reached the milestone in Week 6 and Donovan McNabb reached 30,000 in Week 7. If all of those other players reach the milestone, then the NFL list will expand to 32 players in NFL History.

200 TOUCHDOWNS

Brady became the 27th player in NFL history to reach 200 touchdowns with his 36-yard touchdown pass to TE Chris Baker in the fourth quarter of the Atlanta game (9/27). Brady reached the milestone in a short period of time. His 213 career NFL touchdowns are tied for 21st place on the NFL list with Terry Bradshaw and Y.A. Tittle.

NFL RECORD BOOK / FASTEST TO 200 TOUCHDOWN PASSES

Games	Player	Team(s)	NFL Debut	200th TD
89	Dan Marino	Miami	9/19/83	9/17/89
106	Peyton Manning	Indianapolis	9/6/98	11/21/04
107	Brett Favre	Atlanta/Green Bay	10/27/91	11/15/98
116	Tom Brady	New England	11/23/00	9/27/09
121	Johnny Unitas	Baltimore Colts	1956	1963

BRADY'S COMEBACKS

Tom Brady has engineered 29 career game-winning performances to lead his team to a victory from a fourth-quarter deficit or tie. He has accomplished the feat 23 times in the regular season and six times in the playoffs.

TOM BRADY'S GAME-WINNING PERFORMANCES (29)

Date	Opp.	Score	Time Remaining		Passing Statistics [^]				Final
			in Reg.	Att	Cmp	Yds	TD	Int	
09/14/09	BUF	13-24	5:32	11	13	112	2	0	25-24
12/29/07	at NYG	23-28	15:00	12	8	130	1	0	38-35
12/03/07	at BAL	17-24	14:25	17	7	113	1	0	27-24
11/25/07	PHI	24-28	15:00	16	11	109	0	0	31-28
11/04/07	at IND	10-20	9:42	10	8	144	2	0	24-20
01/14/07	at SD*	13-21	8:35	14	9	122	1	1	24-21
12/03/06	DET	13-21	13:07	15	14	101	0	0	28-21
11/26/06	CHI	10-10	14:46	7	6	98	1	0	17-13
11/13/05	at MIA	15-16	2:53	2	2	76	1	0	23-16
10/30/05	BUF	7-16	10:07	4	4	69	0	0	21-16
10/09/05	at ATL	28-28	3:52	2	2	17	0	0	31-28
09/25/05	at PIT	10-13	14:19	12	12	167	0	0	23-20
02/06/05	PHI**	14-14	15:00	4	2	33	0	0	24-21
10/03/04	at BUF	17-17	15:00	4	2	8	1	0	31-17
02/01/04	CAR**	29-29	1:08	5	4	47	0	0	32-29
01/10/04	TEN*	14-14	15:00	11	6	27	0	0	17-14
11/30/03	at IND	31-31	10:21	6	3	31	1	0	38-34
11/23/03	at HST	13-20	3:11	14	10	133	1	0	23-20 ot
11/03/03	at DEN	23-26	2:51	4	5	58	1	0	30-26
10/19/03	at MIA	13-13	15:00	10	7	147	1	0	19-13 ot
10/05/03	TEN	24-27	4:40	1	1	15	0	0	38-30
12/29/02	MIA	13-24	4:59	13	8	69	1	0	27-24 ot
11/10/02	at CHI	19-30	5:16	14	9	116	2	0	33-30
09/22/02	KC	38-38	0:00	5	4	46	0	0	41-38 ot
02/03/02	STL**	17-17	1:21	8	5	53	0	0	20-17
01/19/02	OAK*	3-13	15:00	27	20	138	0	0	16-13 ot
12/16/01	at BUF	6-9	5:57	13	9	116	0	0	12-9 ot
12/02/01	at NYJ	14-16	15:00	7	6	56	0	0	17-16
10/14/01	SD	16-26	8:48	18	13	130	1	0	29-26 ot

[^]-Statistics are from the time noted until the end of the game * Divisional Playoffs ** Super Bowl

AFC PLAYER OF THE WEEK HONOR

Tom Brady was named AFC Offensive Player of the Week by the NFL for his performances in the Patriots wins vs. Buffalo (9/14) and vs. Tennessee (10/18). He has earned the award 14 times in his career.



WR RANDY MOSS NEWS & NOTES

MOSS: ALL-TIME LEADER IN RECEPTIONS PER TD

Over his 11-year NFL career, Randy Moss has averaged one touchdown for every 6.37 receptions, a total that is the best in NFL history among any receiver with at least 500 receptions. Moss has caught 140 touchdowns out of 892 career receptions. He is ahead of Lance Alworth, who played 11 seasons for San Diego and Dallas from 1962-72, caught 85 touchdowns out of 542 career receptions for an average of one score every 6.38 receptions.



ALL-TIME NFL LEADERS / RECEPTIONS PER TOUCHDOWN (Minimum 500 career receptions)

Player	Team(s)	Years	Rec	TD	Rec/TD
Randy Moss	MIN/OAK/NE	1998-2009	892	140	6.37
Lance Alworth	SD/DAL	1962-1972	542	85	6.38
Nat Moore	MIA	1974-1986	510	74	6.89
Mark Clayton	MIA/GB	1983-1993	582	84	6.93
Terrell Owens	SF/PHI/DAL/BUF	1996-2009	974	140	6.96
Don Maynard	NYG/NYJ/STL	1958,60-73	633	88	7.19

MOSS IS NFL'S PREMIER TD RECEIVER

Since entering the NFL in 1998, Randy Moss has caught 140 touchdown passes, more than any other player over that span. Since joining the Patriots via trade prior to the 2007 season, Moss has caught 39 touchdowns – also the best in the league over that span. In terms of overall touchdowns (rushing, receiving and returning), Moss has totaled 141 scores since entering the league in 1998 (140 via reception and one via punt return), a tally that ranks second only to LaDainian Tomlinson (142 touchdowns) over that span. Last season, Moss's 11 touchdown receptions led the AFC and tied for third in the NFL.

NFL TOUCHDOWN RECEPTION LEADERS SINCE MOSS JOINED THE PATRIOTS IN 2007

Player	Team(s)	Rec	Yds	TD
Randy Moss	NE	216	3,213	39
Larry Fitzgerald	ARZ	252	3,472	29
Terrell Owens	DAL/BUF	173	2,688	26
Greg Jennings	GB	167	2,710	23
Reggie Wayne	IND	245	3,408	22
Marques Colston	NO	182	2,558	22

NFL TOUCHDOWN RECEPTION LEADERS SINCE MOSS ENTERED THE NFL IN 1998

Player	Team(s)	Rec	Yds	TD
Randy Moss	MIN/OAK/NE	892	13,913	140
Terrell Owens	SF/PHI/DAL/BUF	879	12,947	128
Marvin Harrison	IND	965	12,878	114
Tony Gonzalez	KC/ATL	921	11,006	78
Hines Ward	PIT	849	10,426	76
Torry Holt	STL/JAX	902	13,121	74

MOSS 6TH ON NFL'S ALL-TIME TD LIST

Moss is sixth all-time in career touchdowns with 141, behind active leaders WR Terrell Owens and RB LaDainian Tomlinson.

NFL'S ALL-TIME TOUCHDOWN LEADERS

Rk	Player	Season	TD
1	Jerry Rice	1985-2004(20)	208
2	Emmitt Smith	1990-2004(15)	175
3	Marcus Allen	1982-1997(16)	145
4t	LaDainian Tomlinson	2001-2009(9)	144
5	Terrell Owens	1996-2009(14)	143
6	Randy Moss	1998-2009(12)	141
7	Marshall Faulk	1994-2005(12)	136

MOSS HAS 10TH CAREER 10-CATCH GAME

Moss had 10 catches in the win vs. Atlanta (9/27), making it his 10th game with 10 or more catches. The 10-catch performance was Moss's second of 2009 – he tied a career high with 12 catches in the season-opener vs. Buffalo (9/14). Moss now has three 10-catch games with New England.

MOSS AMONG ALL-TIME LEADERS

Randy Moss is among the NFL's all-time leaders in two major receiving categories – career touchdown receptions and receiving yards per game. In his 10-plus seasons, Moss has caught 140 touchdown passes and is one of just five receivers in NFL history to break the 125-touchdown mark. Additionally, Moss has averaged 78.2 receiving yards per game during his career, a mark that ranks second all-time.

NFL ALL-TIME LEADERS / RECEIVING TOUCHDOWNS

Player	Years	Team(s)	TDs
Jerry Rice	1985-2004	SF/OAK/SEA	197
Randy Moss	1998-2009	MIN/OAK/NE	140
Terrell Owens	1996-2009	SF/PHI/DAL/BUF	140
Cris Carter	1987-2002	PHI/MIN/MIA	130
Marvin Harrison	1996-2008	IND	128
Tim Brown	1988-2004	LA(A)/OAK/TB	100
Steve Largent	1976-1989	SEA	100

NFL ALL-TIME LEADERS / RECEIVING YARDS PER GAME

Player	Years	Team(s)	Gms	Yds	Yd/G
Torry Holt	1999-2009	STL/JAX	166	13,121	79.0
Randy Moss	1998-2009	MIN/OAK/NE	178	13,913	78.2
Marvin Harrison	1996-2008	IND	190	14,580	76.7
Jerry Rice	1985-2004	SF/OAK/SEA	303	22,895	75.6
Lance Alworth	1962-1972	SD/DAL	136	10,266	75.5
Michael Irvin	1988-1999	DAL	159	11,904	74.9

NFL ALL-TIME LEADERS / 100-YARD RECEIVING GAMES

Player	Team(s)	Years	Gms
Jerry Rice	SF/OAK/SEA	1985-2004	76
Randy Moss	MIN/OAK/NE	1998-2009	63
Marvin Harrison	IND	1996-2008	59
Don Maynard	NYG/NYJ/STL	1958, 60-73	50

NFL ALL-TIME LEADERS / GAMES WITH 2+ TD REC.

Player	Team(s)	Years	Gms
Jerry Rice	SF/OAK/SEA	1985-2004	44
Randy Moss	MIN/OAK/NE	1998-2009	33
Terrell Owens	SF/PHI/DAL/BUF	1996-2009	30
Marvin Harrison	IND	1996-2008	29
Cris Carter	PHI/MIN/MIA	1987-2002	29
Don Hutson	GB	1935-1945	28

MOSS MOVING UP ALL-TIME LISTS

Moss has 49 receptions in 2009 and is in 11th place on the NFL's All-Time Reception list with 892 career receptions. He can become the 11th player to surpass 900 career receptions in 2009. He is one of 23 players to have at least 800 receptions.

MOSS MOVING UP ALL-TIME LISTS

Randy Moss currently ranks seventh on the NFL's all-time receiving yards list with 13,913 receiving yards. He is one of 12 players in NFL history to total at least 13,000 receiving yards. Moss moved into the top 10 on the NFL's receiving yardage list on Dec. 14, 2008 at Oakland. Moss needs 87 yards receiving to become the seventh player in NFL history to reach 14,000 yards.

NFL ALL-TIME LEADERS / RECEIVING YARDS

Rk	Player	Team(s)	Years	Yards
1	Jerry Rice	SF/OAK/SEA	1985-2004	22,895
2	Isaac Bruce	STL/SF	1994-2009	15,188
3	Tim Brown	OAK/TB	1988-2004	14,934
4	Marvin Harrison	IND	1996-2008	14,580
5	Terrell Owens	SF/PHI/DAL/BUF	1996-2009	14,403
6	James Lofton	GB/OAK/BUF/STL/PHI	1978-1993	14,004
7	Randy Moss	MIN/OAK/NE	1998-2009	13,913
8	Cris Carter	PHI/MIN/MIA	1987-2002	13,899
9	Henry Ellard	LA(N)/WAS/NE	1983-1998	13,777
10	Andre Reed	BUF/WAS	1985-2000	13,198



WR Wes Welker News & Notes

WELKER LEADS NFL IN RECEPTIONS SINCE 2007

Wes Welker leads the NFL with 278 receptions since the start of 2007. In 2007, he set a Patriots franchise record with 112 receptions, tying him for the NFL lead and setting a league record for most receptions in a player's first season with a new team. In 2008, he nearly replicated that feat, with his 111 receptions placing second in the NFL. Welker joined the Patriots in a trade with the Miami Dolphins prior to the 2007 season, and since then is the NFL's leading receiver.



2007-PRESENT NFL RECEPTION LEADERS

Player	Team	Rec.	Yds	TD
Wes Welker	NE	278	2,908	15
Larry Fitzgerald	ARZ	252	3,472	29
Brandon Marshall	DEN	250	3,058	17
T.J. Houshmandzadeh	CIN/SEA	245	2,464	19
Reggie Wayne	IND	245	3,408	22
Tony Gonzalez	KC/ATL	233	2,664	19

WELKER AVERAGING 7 CATCHES A GAME

Wes Welker is averaging 7.3 receptions per game since joining New England in 2007. His 7.3 average is the highest in the NFL during that time.

MOST RECEPTIONS PER GAME SINCE 2007

Player	Team	Average
Wes Welker	New England Patriots	7.3
Andre Johnson	Houston Texans	6.7
Larry Fitzgerald	Arizona Cardinals	6.5
Brandon Marshall	Denver Broncos	6.4
Anquan Boldin	Arizona Cardinals	6.3
T.J. Houshmandzadeh	Seattle/Cincinnati	6.3

WELKER TOTALS ARE HIGH

Wes Welker has had six or more receptions in 20 of his last 22 regular-season games. He has 13 games with nine or more catches since joining the Patriots. His 13 games with nine or more catches are the most in Patriots history, topping Ben Coates' mark of 10.

Welker caught at least six passes in each of the first 11 games in 2008. Welker is the first player in NFL history to have six or more catches in the first 11 games of a season.

MOST CONSEC. GAMES WITH 6+ REC. TO OPEN SEASON

Player	Team	Year	Games
Wes Welker	New England Patriots	2008	11
Jimmy Smith	Jacksonville Jaguars	2001	8

WELKER LEADS NFL IN YARDS AFTER CATCH

Wes Welker leads the NFL in yards after the catch since joining the Patriots in 2007.

MOST YARDS AFTER THE SINCE 2007

Player	Team	Yards After the Catch
Wes Welker	New England Patriots	1,684
Brian Westbrook	Philadelphia Eagles	1,323
M. Jones-Drew	Jacksonville Jaguars	1,158

WELKER RECORDS 12 CATCHES

Wes Welker tied his second-highest single-game reception total with 12 catches in the season-opener vs. Buffalo (9/14). His dozen receptions trail only his career-high 13 catches vs. Philadelphia on Nov. 25, 2007. Welker's other 12-catch game was last season at Seattle on Dec. 7, 2008. His 12 receptions tie the fifth-highest single-game total in team history, behind Troy Brown's team-record 16 catches on Sept. 22, 2002 and three 13-catch performances (Welker, 11/25/07; Deion Branch, 9/29/02; Terry Glenn, 10/3/99). With 12 catches against Buffalo and 10 vs. Tennessee and Tampa Bay, Welker has seven career regular-season games with 10 or more catches. Despite missing two games, Welker is fifth in the NFL with 55 receptions.

WELKER RECORDS 12 CATCHES (continued)

PATRIOTS SINGLE-GAME RECEPTION LEADERS

Player	Date	Opp.	Rec	Yds
Troy Brown	09/22/02	KC	16	176
Wes Welker	11/25/07	PHI	13	149
Deion Branch	09/29/02	at SD	13	128
Terry Glenn	10/03/99	at CLV	13	214
Wes Welker	09/14/09	vs. BUF	12	93
Randy Moss	09/14/09	vs. BUF	12	141
Wes Welker	12/07/08	at SEA	12*	134
Troy Brown	12/04/00	KC	12	119
Ben Coates	11/27/94	at IND	12	119

*-Also caught a 2-point conversion pass in addition to his 12 receptions

ANOTHER HISTORIC PERFORMANCE

Wes Welker's 111 receptions in 2008 stand as the second-highest single-season total in team history. Welker's 111 catches were just one shy of his franchise-record 112 catches in 2007. Welker can join Jerry Rice (3), Herman Moore (3) and Marvin Harrison (4) as the only players to catch 100 passes in three consecutive seasons. Welker has 55 receptions in 2009 (9.2 catches per game) and is on pace for a team-record 128 receptions if he can keep up his pace. The 128 receptions would rank second in NFL history behind Marvin Harrison's league-record 143 receptions in 2002.

PATRIOTS SINGLE-SEASON RECEPTION LEADERS

Player	Season	Rec.	Yds	TD
Wes Welker	2007	112	1175	8
Wes Welker	2008	111	1165	3
Troy Brown	2001	101	1199	5
Randy Moss	2007	98	1493	23

WELKER PILES UP YARDS

Wes Welker led the Patriots with 1,165 receiving yards in 2008 and joined Randy Moss in recording the first back-to-back 1,000-yard receiving seasons in Patriots history. Moss also had 1,000 receiving yards in 2007 and 2008. Welker's 1,165 yards in 2008 rank sixth on the Patriots' all-time single-season list. In 2007, Welker totaled 1,175 receiving yards - a performance that ranked fourth in team history. In the franchise's 49-year history, there have been 11 single-season performances of 1,000 receiving yards and Welker owns two of them.

PATRIOTS SINGLE-SEASON RECEIVING YARD LEADERS

Player	Season	Yds	Rec.	TD
Randy Moss	2007	1493	98	23
Stanley Morgan	1986	1491	84	10
Troy Brown	2001	1199	101	5
Wes Welker	2007	1175	112	8
Ben Coates	1994	1174	96	7
Wes Welker	2008	1165	111	3

WELKER'S ROUTE TO THE NFL

Despite being named the Oklahoma football player of the year by both the *USA Today* and the *Daily Oklahoman*, Wes Welker's only scholarship offer came from Texas Tech, and only after a player that committed to Texas Tech backed out.

"I was thinking I'd get a scholarship somewhere," Welker said. "When it didn't happen when it was supposed to I was pretty hurt by it."

Welker had an impressive collegiate career, accumulating 259 receptions and eight punts returned for touchdowns. He even won a national award as the best special teams player in the country. Despite those accolades, he was passed over in the 2004 NFL draft and signed with San Diego as a free agent. He made the team, then was cut after the first game. He signed with Miami soon after and was used just on special teams. He caught New England's eye with a 71-yard punt return on Monday Night Football in a game against the Patriots. He was acquired by the Patriots in a trade with Miami in 2007.

WELKER SETS CAREER HIGH

Wes Welker set a career-high with 150 yards receiving in the Patriots 59-0 win over Tennessee (10/18). His previous best was a 149 yards vs. Philadelphia (11/25/07).



PATRIOTS NEWS & NOTES

KEVIN FAULK IS HIGH ON THE CHARTS

Kevin Faulk has fit in well as a member of the Patriots since joining the team in 1999. He ranks sixth in rushing (3,279), fourth in receptions (404), eighth in pass receiving yards (3,496), 21st in scoring (188), sixth in total punt return yards (932) and first in kickoff return yards (4,098). Faulk owns the longest non-touchdown kickoff return in team history when he covered 95 yards on a return against the New York Jets (11/15).



He is one of just 13 NFL players this decade to total at least 2,000 rushing yards and at least 2,000 receiving yards, and is one of only six players to have at least 2,000 rushing yards and at least 3,000 receiving yards. Faulk has totaled 3,052 rushing yards and 3,398 receiving yards since 2000, joining an exclusive list of elite players who have achieved the feat. Faulk is one of just seven players who reached the milestone with just one team. In the 1990s, there were 13 players who achieved the 2000/2000 milestone; 22 players did it in the 1980s; nine players achieved the feat in the 1970s.

MOST PRODUCTIVE PATRIOT SINCE 2001

Kevin Faulk has more total yards from scrimmage than any other Patriots player since 2001. Faulk has totaled 5,415 yards from scrimmage (2,482 rushing and 2,933 receiving).

PATRIOTS LEADERS / YDS FROM SCRIMMAGE SINCE 2001

Player	Years	Rush-Yd	Rec.-Yd	Yd/Scrim.
Kevin Faulk	2001-09	571-2482	341-2933	5415
Troy Brown	2001-07	22-150	337-3595	3745
Corey Dillon	2004-06	753-3180	52-431	3611
Antowain Smith	2001-03	721-2781	64-527	3308
Deion Branch	2002-05	3-11	213-2744	2755

FAULK: FRANCHISE RB RECEPTIONS LEADER

Kevin Faulk is the Patriots' all-time leader in receptions by a running back, totaling 404 career receptions. His receiving total ranks fourth on the Patriots' overall receptions list. He moved past Irving Fryar into fourth place during the Patriots' game against the Pittsburgh Steelers on Oct. 30, 2008. He passed Terry Glenn for fifth place against San Francisco on Oct. 5, 2008. He is the 26th running back in NFL history to reach 400 receptions.

RECEPTIONS BY PATRIOTS RUNNING BACKS

Player	Years	Rec.
Kevin Faulk	1999-2009	404
Tony Collins	1981-87	261
Sam Cunningham	1973-79, 1981-82	210
Larry Garron	1960-68	185

PATRIOTS ALL-TIME CAREER RECEPTIONS LIST

Rk	Player	Pos.	Years	Rec.
1	Troy Brown	WR	1993-2007	557
2	Stanley Morgan	WR	1977-89	534
3	Ben Coates	TE	1991-99	490
4	Kevin Faulk	RB	1999-2009	404
5	Irving Fryar	WR	1984-92	363

ELITE COMPANY

The Patriots are the fourth team in NFL history to start a season with 25,000-yard passer (Tom Brady 28,810), a 10,000-yard receiver (Randy Moss 13,913) and a 10,000-yard rusher (Fred Taylor - 11,472).

Team	PLAYERS
Dallas (1998)	Aikman (26,016), E.Smith (11,234), Irvin (10,680)
Dallas (1999)	Aikman (28,346), E.Smith (12,566), Irvin (11,737)
StL (2004)	Chandler (28,021), Faulk (11,213), Bruce (10,461)

PATRIOTS ELECT FIVE SEASON CAPTAINS

The New England Patriots announced their 2009 captains prior to the start of the regular-season. Quarterback Tom Brady and WR Randy Moss will serve as offensive captains. Nose tackle Vince Wilfork and LB Jerod Mayo will serve as defensive captains. Wide receiver Sam Aiken will serve as special teams captain. The Patriots' 2009 captains were elected by their teammates.


On offense, Brady will serve as an offensive captain for the eighth straight season, having first been elected in 2002. Moss, in his third season with the Patriots after joining the team via trade in April 2007, will serve as a Patriots captain for the second straight season.

On defense, Wilfork is a captain for the second straight season, while Mayo will serve as a captain for the first time. He joined the Patriots as a first-round pick in 2008 and earned the AP Defensive Rookie of the Year award.

Aiken will serve as the Patriots' special teams captain for the first time. A special teams standout, Aiken has accumulated 71 special teams tackles during his six NFL seasons, entering the 2009 season.

ADALIUS THOMAS

Adalius Thomas has 52.0 career sacks and is one of six active linebackers with 50 or more sacks. (Joining Joey Porter, Junior Seau DeMarcus Ware, Mike Vrabel and Chike Okeafor).



Player	Years	Sacks
Joey Porter (Pitt/Mia)	1999-2009	85.5
DeMarcus Ware (Dallas)	2005-2009	58.5
Junior Seau (SD/MIA/NE)	1990-2009	56.5
Mike Vrabel (NE/KC)	1997-2009	56.0
Chike Okeafor (SF/SEA/ARI)	1999-2009	52.5
Adalius Thomas (Bal/NE)	2000-2009	52.0

PIERRE WOODS STAYS ON THE RIGHT PATH

On the field, linebacker Pierre Woods is respected for being one of the grittiest players on the Patriots. Woods emerged from an impoverished area of Cleveland and steered away from a life of crime by the father of one his closest friends, Ted Ginn, Jr., now a Miami Dolphins wideout. Ted Ginn, Sr. explained to the *Boston Herald* that, "it took a lot of conversations he didn't want to have to get him to understand. I had to be that protector for him. I had to be that flashlight so he could see that what I was telling him was true."

Woods credited Ginn, Sr. with having such a powerful impact on his life that when he won the Big Ten Championship at Michigan, he gave the ring to his father figure, Ginn, Sr. "As I grew as a young man, I learned to respect and love the man like a father," Woods said to the *Boston Herald*. As Woods celebrates his fourth season in Foxborough, he takes the opportunity to reflect, especially now as a father of three. "(My son) should never have to go through the things that I went through," he said. "But, I wouldn't want my kids to be blind to the fact that this is what happens in the inner cities in America."

LEADING IN BOTH SACKS AND INT.

Shawn Springs (2004 with Washington) Adalius Thomas (2005 with Baltimore) and Junior Seau (1997 with San Diego) are three of just six players in NFL history to lead their team in both sacks and interceptions in a season.

1997 Junior Seau (San Diego)

2002 Joey Porter (Pittsburgh)

2004 Shawn Springs (Washington)

2005 Adalius Thomas (Baltimore)

2006 Jason Taylor (Miami)


2008 Dewayne White (Detroit)



PATRIOTS NEWS & NOTES

A JUNIOR ACHIEVEMENT: SEAU IS ON A WINNING STREAK

LB Junior Seau has won 24 consecutive regular-season games in which he appeared with New England, tying DT Maulty Moore of the Miami Dolphins (1972-73) for the longest personal winning streak since the merger. Seau's record stretches from two wins in November of 2006 (he finished the 2006 season on IR), 16 regular-season wins in 2007, the final four games of 2008 and the wins over Tennessee and Tampa Bay in 2009. Seau had been tied at 23 with former Patriots RB Patrick Pass, who won 23 straight (2003-4). Seau was active but did not play vs. Miami (11/8).



FRED TAYLOR AMONG NFL'S BEST

Fred Taylor ranks 15th in NFL history for most rushing yards with career totals of 2,473 carries for 11,472 yards and 64 rushing touchdowns in 144 games. He trails only San Diego's LaDainian Tomlinson (12,049) among active running backs in rushing yards. Taylor ranks among the NFL's all-time best in several categories.



Rushing yards per game (79.7)	13 th
Yards from scrimmage per game (96.2)	16 th
Rushes of 10-plus yards (330)	5 th
Rushes of 50-plus yards (13)	4 th
Yards from scrimmage (13,850)	26 th
Rushing touchdowns (64)	32 nd (t)

TAYLOR REGISTERS 49th CAREER 100-YD GAME

Fred Taylor finished with 105 yards rushing on 21 carries in the win vs. Atlanta (9/27), recording his 49th 100-yard rushing game and his first as a Patriot. Taylor's 49 100-yard rushing games rank ninth in NFL history and second among active players.

MOST 100-YARD RUSHING GAMES/CAREER

1. Emmitt Smith 78	6. Jim Brown 58
2. Walter Payton 77	7. Edgerrin James 57
3. Barry Sanders 76	8. Curtis Martin 57
4. Eric Dickerson 64	9. Fred Taylor 49
5. Jerome Bettis 61	10. Franco Harris 47

TAYLOR'S AVERAGE IS HIGH

Fred Taylor ranks fifth in NFL history with a 4.6 yards per rush average among running backs with at least 10,000 yards. Below is the all-time list:

RK	PLAYER	AVG	RK	Player	AVG
1.	Jim Brown	5.2	4.	Tiki Barber	4.7
2.	Barry Sanders	5.0	5. Fred Taylor	4.6	
3.	O.J. Simpson	4.7			

Among active NFL running backs, Taylor's 4.6-yard average trails only Minnesota's Adrian Peterson (5.1) and San Francisco's Frank Gore (4.8) and Atlanta's Michael Turner (4.8).

EVEN STEPHEN

Since joining the Patriots as a fourth-round draft choice in 2006, Stephen Gostkowski has connected on 85.5 percent of his regular-season field goals (94-for-110), achieving the best field goal percentage in Patriots history.

PATRIOTS ALL-TIME LEADERS / FIELD GOAL PCT.

(Minimum 50 Attempts)

Player	Years	FGM	FGA	Pct.
Stephen Gostkowski	2006-09	94	110	.855
Adam Vinatieri	1996-05	263	321	.819



GOSTKOWSKI ON GOOD PACE

Gostkowski is second in the NFL with 73 points and is on track for 146 points. Last season, he had an NFL-best 148 points. Gino Cappelletti is the only player in franchise history with two seasons of 140 points or more (147 in 1961 and 155 in 1964).

GOSTKOWSKI ON THE PATRIOTS ALL-TIME LIST PATRIOTS SINGLE-SEASON LEADERS / FIELD GOAL PCT.

(Minimum 16 Attempts)

Player	Year	FGM	FGA	Pct.
Adam Vinatieri	2004	31	33	.939
Stephen Gostkowski	2008	36	40	.900
Adam Vinatieri	2002	27	30	.900
Stephen Gostkowski	2007	21	24	.875
Adam Vinatieri	1997	25	29	.862

PATRIOTS SINGLE-SEASON LEADERS / POINTS SCORED

Player	Year	TD	2-PT	FG	PAT	Pts.
Gino Cappelletti	1964	7	1	25	36	155
Stephen Gostkowski	2008	0	0	36	40	148
Gino Cappelletti	1961	8	0	17	48	147
Adam Vinatieri	2004	0	0	31	48	141

GOSTKOWSKI ON THE PATRIOTS ALL-TIME LIST

Gostkowski is fourth on the All-Time PAT list and fourth on the All-Time FG list.

PATRIOTS ALL-TIME PAT LEADERS

Player	Years	PAT
Adam Vinatieri	1996-05	367
Gino Cappelletti	1960-70	342
John Smith	1974-83	308
Stephen Gostkowski	2006-09	176
Tony Franklin	1984-87	163

PATRIOTS ALL-TIME FG LEADERS

Player	Years	FGS
Adam Vinatieri	1996-05	263
Gino Cappelletti	1960-70	176
John Smith	1974-83	128
Stephen Gostkowski	2006-09	94
Tony Franklin	1984-87	93

PATRIOTS FORCE TURNOVERS

The Patriots did not force a turnover against Miami (11/8), breaking a streak of 15 straight games with a turnover. That streak had been the longest streak in the NFL. The Patriots are 55-1 in the last 56 games in which they've won the turnover battle.

NFL TURNOVER MARGIN SINCE 1997

Rank	Team	Turnover Margin
1.	New England	+78
2.	Kansas City	+70
3.	Jacksonville	+55
4.	Tampa Bay	+53

WILFORK WEARS HEART ON SLEEVE AND NECK

Defensive tackle Vince Wilfork wears No. 75 over his bulky shoulder pads. Underneath hangs a gold chain locket for those who were number one in his heart: his parents. In 2002 parents Vince and Barbara Wilfork both passed away within five months of each other, leaving the then University of Miami star without his greatest support system. His perseverance in the face of despair led him to the NFL, while off the field he became closer with his now strongest companion, his wife, Bianca who helped him through his losses. While he has many accomplishments on the football field and will always cherish his National Championship and Super Bowl rings, his constant reminder lies closest to his heart, a picture of his late parents at their high school prom.

"I carry them with me wherever I go," Wilfork said of his parents' keepsake. "They're with me. The only regret that I have in life is that my parents are not with me today to see where I am today. But I wouldn't be anywhere today without my wife."



PATRIOTS NEWS & NOTES

MATT LIGHT AND HIS FOUNDATION

The Light Foundation, a nonprofit founded in 2001 by Matt Light, held its signature fundraising event on Tuesday, September 29 at Addieville East Farm in Mapleville, RI.

The Matt Light Celebrity Shoot-Out, now in its fifth year, offers participants the opportunity to match their shooting skills against Light, his teammates, and a host of local and national celebrities. Proceeds from the one-of-a-kind event benefit the Light Foundation, a youth-based organization that strives to install honesty, accountability and responsibility in young people through unique outdoor learning experiences that include a character development football camp, a financial literacy program offered at area schools and academic scholarships. In the eight years since the organization was founded, it has raised over \$1.2 million to support these programs.

Light says he wanted to develop a unique high-profile charity event that would raise funds and exposure for his foundation, and his love of the outdoors naturally came into play.



PATRIOTS WIN GAME NUMBER 400

The Patriots recorded the franchise's 400th all-time victory, including postseason games, with the 26-10 win over Atlanta (9/27). The 400 victories rank third among the eight original AFL teams, behind Denver and Oakland. The eight original AFL teams, including the Patriots, began play in 1960. The Patriots recorded their milestone 400th victory in their 50th season and in their 777th overall game. Since Robert Kraft purchased the team in 1994, the Patriots have 178 victories, more than any other NFL team during that span.

OVERALL VICTORY TOTAL OF ORIGINAL AFL TEAMS

Team	W	L	T	Pct.
Oakland Raiders	432	348	11	.553
Denver Broncos	409	361	10	.531
New England Patriots	404	369	9	.522
Kansas City Chiefs	390	367	12	.515
San Diego Chargers	377	385	11	.495
Tennessee Titans	379	396	6	.489
Buffalo Bills	365	404	8	.475
New York Jets	343	416	8	.452

MOSS ON PACE FOR 1,000 YARDS

Randy Moss has recorded a 1,000-yard receiving season nine times in his 11-year career. Moss can join Jerry Rice (14) as the only players in NFL history with 10 seasons with 1,000 receiving yards with a 1,000 yard season in 2009. Moss currently has 712 receiving yards, which puts him on pace for 1,424 receiving yards.

BRADY ON PACE FOR 4,728 PASSING YARDS

Tom Brady currently has 2,364 passing yards through eight games, putting him on pace for 4,728 passing yards. That mark would tie Drew Bledsoe for seven seasons of 3,000 or more yards and give Brady his third season with over 4,000 passing yards. Bledsoe and Brady are tied with two 4,000 yard seasons.

BRADY ON PACE FOR 34 TDS

Brady has 16 touchdown passes through the first eight games, putting him on pace for 32 touchdown passes. It would mark his third season of 30 or more touchdowns. He set a franchise record with 50 touchdown passes in 2007. Brady has thrown for 25 or more touchdowns in a single season four times.

BRADY WAS THERE FOR "THE CATCH"

In the 2003 AFC Divisional Playoff Game against Tennessee on January 10, 2004, QB Tom Brady threw for 201 yards and one touchdown, leading the Patriots to a narrow 17-14 victory en route to their second Super Bowl. That wasn't the first time Brady has seen a major playoff game come down to the wire on a game played on January 10. A native of the Bay area, Brady was at Candlestick Park for the 1981 NFC Championship game between the 49ers and Cowboys, as a four-year-old fan, witnessing Dwight Clark's "The Catch" from Joe Montana. According to Gary Myers' book *The Catch*, Brady wept after the play. Said Brady, "Not because I was happy or excited, but because everybody stood up and I couldn't see!" While Brady has been recognized for his stellar credentials, he said Montana, "was and will always be the greatest quarterback ever to play."

LIKE FATHER LIKE SON

WR Matthew Slater spent his college days in Los Angeles on the offensive side of the ball at UCLA. The second-year promising young talent was born in 1985, when another Slater in The City of Angels was named to his second of seven Pro Bowls. Matthew's father, Jackie Slater, a Hall of Fame offensive tackle, spent his entire career with the Rams organization in LA. He was voted the NFC Offensive Lineman of the year four times—1983, 1986, 1987, and 1989. Matthew Slater, drafted in 2008, is one of six sons of Hall of Fame members to be drafted in NFL history.

HALL OF FAME FATHERS WITH SONS DRAFTED IN THE NFL

- Jackie Slater (class of 2001) – son, Matthew Slater (NE)
- Howie Long (class of 2000) – son, Chris Long (STL)
- Bobby Bell (class of 1983) – son, Bobby Bell (NYJ)
- Tony Dorsett (class of 1994) – son, Anthony Dorsett (HOU)
- Bob Griese (class of 1990) – son, Brian Griese (DEN)
- Kellen Winslow (class of 1995) – son, Kellen Winslow (CLE)

LIKE FATHER LIKE SON, PART 2

CB Shawn Springs has always been a speedster. No doubt, the gift of fast feet was a hereditary gift from his father, Ron Springs, an 8-year NFL running back for the Dallas Cowboys and Tampa Bay Buccaneers. Ron, who tallied over 2500 rushing and 2200 receiving yards in his career, became ill in 1990 with type 2 Diabetes. By 2004, Shawn was a respected NFL veteran, but he was willing to give up his career and offered to donate his kidney to his father, who needed a transplant. Ron declined, saying in a 2005 *Washington Post* article, "I think that was a tremendous gesture, and it just justifies the fact that he's a loving son. But I couldn't have let him do that, because I always prayed and wanted him to be a professional athlete, so I would not have shortened his career by no means necessary."

GUYTON HAS THE WORK ETHIC

Gary Guyton was not drafted into the NFL, but through a solid work ethic was able to make the 53-man roster and earn a starting job in his second year. Taking a peak into his work history shows his work ethic goes beyond the football field. At the end of the season last year, Guyton went back to Georgia Tech and worked as an office assistant at the school's research institute.



"I was an office assistant, right there at the desk," said Guyton, who worked for a small wage at Georgia Tech Research Institute. "Just a regular office assistant. Tech is my school, and I enjoyed it."

"He's smart, well prepared," Bill Belichick said. "He understands. He's got a real good understanding of football. Not just his role but where other people have to be. That's what you really want in a defensive signal-caller, someone that understands how it all works."

"It's been a long road," Guyton said. "I have come far. I've achieved some things. But I don't look back, just forward."



PATRIOTS NEWS & NOTES

SANDERS EARNED HIS REPUTATION AS A HARD WORKER

James Sanders has earned the reputation as one of the Patriots' hardest workers. Said Bill Belichick on Sanders, "I think he's very professional. You would like to have 53 players like James on your team in terms of his work ethic, his toughness, and being a teammate. He's a high-character player."

BRANDON MCGOWAN IS A WELCOMED ADDITION

Brandon McGowan puts literally everything he has into making big tackles. Said McGowan, "I don't really care about my body and I'll expose my body to some messed-up positions to make a play." And expose he has; McGowan has fought his way back from three season-ending injuries in four years in Chicago. The University of Maine standout, who is one of three active players (Stephen Cooper, SD; Lofa Tatupu, SEA) to come out of the Football Championship Subdivision school, signed with the Patriots in May and forced a game-changing fumble off of Falcons' running back Michael Turner on September 27th. He also recovered a fumble at Denver that helped position the Patriots for a field goal.

FREE AGENTS MAKE AN IMPACT

Sixteen players on the New England 53-man roster entered the NFL as rookie free agents. Two that came to the Patriots as rookie free agents are making an impact on the defense. Mike Wright came to New England as a rookie free agent in 2005. He registered his first career two-sack game, dropping Joe Flacco twice for total losses of 17 yards vs. Baltimore (10-4). He currently has a single-season career high with 4.0 sacks. Gary Guyton came to New England as a rookie free agent in 2007. He is third on the Patriots with 44 total tackles and is on pace to finish the season with 88 tackles.

Said Bill Belichick about players coming to the Patriots as a free agents, "I think Mike's similar to some of the other players that would fall into that category. Players like Gary Guyton and guys like that who weren't high picks that came in at a pretty early point — Pierre Woods, [Brian] Hoyer — came in and showed that they belonged, both physically and athletically from a football standpoint, recognizing things, reacting, kind of knowing what to do."

TOUGH AT HOME

The Patriots own an overall record of 56-12 (.823) at Gillette Stadium. Since their state-of-the-art facility opened at the beginning of the 2002 season, the Patriots own the NFL's best record at home. Now in their seventh season at Gillette Stadium, the Patriots have finished three seasons undefeated at home since the stadium opened (2003, 2004 and 2007) and own a perfect 7-0 playoff record at the venue.

BEST HOME RECORDS SINCE 2002

Team	W	L	T	Pct.
New England	56	12	0	.823
Indianapolis	52	14	0	.788
Pittsburgh	48	17	1	.735
Baltimore	44	19	0	.698
Seattle	45	21	0	.682
Denver	42	20	0	.677
Philadelphia	45	23	0	.662
San Diego	42	22	0	.656

TOP QB HOME RECORDS SINCE 1970 MERGER

Player	Team(s)	W	L	T	Pct.
Tom Brady	NE	59	10	0	.855
Terry Bradshaw	PIT	75	14	0	.843
John Elway	DEN	104	25	0	.806
Steve Young	TB/SF	63	19	0	.768

NOTE: Minimum 50 home starts, regular season only. Includes all players who began their careers in the Post-Merger Era (1970-present).

TOP TELEVISION RATINGS

Historically, the Patriots have been at or near the top of the weekly television ratings. The most recent game against Miami had a household rating of 28.8 with a 68 share. With over a million viewers, the game was the most watched TV event of the week.

PATRIOTS 2009 RATINGS IN BOSTON TV MARKET

Date	Opp.	Net.	Boston TV	HH Rat.	HH Share
9/14	Buff.	ESPN	WCVB	35.1*	54*
9/20	NY Jets	CBS	WBZ	24.6	59
9/27	Atl.	FOX	WFXT	26.82	55
10/4	Balt.	CBS	WBZ	28.15	62
10/11	Den.	CBS	WBZ	29.73	57
10/18	Ten	CBS	WBZ	34.4	58
10/25	TB	CBS	WBZ	25.3	59
11/8	MIA	CBS	WBZ	28.8	68
Avg.:				29.11	59

*combined local rating/share of WCVB, ESPN and WMUR

NFL'S BEST ROAD WARRIORS THIS DECADE

Since the start of the 2000 season, the Patriots have the second best road record with 50-25 record, behind Indianapolis' 52-24 record.

GOOD ON THE ROAD

TEAM	RECORD
Indianapolis	52-24
PATRIOTS	50-25
Philadelphia	48-26-1
NY Giants	44-33

STEPHEN NEAL TAKES A DIFFERENT ROUTE TO THE NFL

Guard Stephen Neal knows how to use his 6-4, 305-pound frame. He has used it to gain leverage and overpower defensive linemen since 2001. The three-time Super Bowl Champion arrived in Foxborough with two NCAA titles of his own, except the only padding he saw was on the matted floors.

A championship wrestler at Cal-State Bakersfield, he compiled a 151-10 record, winning titles his junior and senior year, including a title win over NCAA wrestling and UFC heavyweight champion Brock Lesnar. In 1999, Neal won the Dan Hodge Award, known as the Heisman Trophy of wrestling.

Neal is one of only two active NFL players that did not play football in college before turning pro. The other is San Diego Chargers tight end Antonio Gates, a basketball star at Kent State. Gates led the Golden Flashes to the Elite Eight in 2002, averaging 21 points in his senior season.

MERIWEATHER MAKES BIG PLAYS ON BIG STAGE

Safety Brandon Meriweather prides himself on preparing for every game and every situation — in any location.

At Wembley Stadium in London, against Tampa Bay, Meriweather showed that not even a different time zone could throw off his timing, picking off the Buccaneers twice in the first six minutes of the game and returning one for a 39-yard touchdown. His two picks were enough to earn him AFC Defensive Player of the Week honors. To Head Coach Bill Belichick though, Meriweather has been contributing weekly, whether or not the statistics reflect his performance.

"Brandon's had a real good year for us," said Belichick. "From the beginning of training camp he's really been a leader for us back in the secondary, making calls, making adjustments, sometimes taking harder responsibilities with the safeties. He makes plays that don't show up on the stat sheet."

As for Meriweather, living up to an expectation of a repeat performance is a challenge he welcomes. "My level of expectation is already through the roof," Meriweather said. "I expect myself to be great every day. Not good here, good there, great here, great there - I expect to be great every day."



PATRIOTS 50TH ANNIVERSARY

50TH ANNIVERSARY

The Patriots are celebrating their 50th anniversary season in 2009 through a series of acknowledgements and dedications. The 50th season logo will appear throughout the 2009 season in Gillette Stadium, on Patriots.com, on items in the ProShop and in Patriots publications. For the Patriots and their fans, this season is one to celebrate a franchise that has grown from humble beginnings to become the winningest franchise in the NFL over the last 15 seasons.



ALL-TIME LISTS

Over the course of the year, the Patriots are unveiling a series of 20 "Top 10 All-Time" lists for fans to discuss and debate on Patriots All-Access and Patriots.com. Fans have the opportunity to vote for Top 10s in each of the 20 categories at Patriots.com. Fans can also rank the Top 50 Moments in Franchise History, and the Top 10 Moments, as chosen by the fans, will be unveiled over the course of the season.

ALL-TIME TEAM

In recognition of the 50th anniversary, the Patriots' Hall of Fame nominating committee has selected an All-Time Team recognizing the greatest players at each position to play for the Patriots over 50 years. The Patriots' All-Time Team was recognized in the Patriots' home-opener against Buffalo on Sept. 14.



ALL-TIME HEAD COACH AND HONORARY CAPTS.

Bill Belichick – Head Coach
Gino Cappelletti - Honorary Offensive Captain
Tedy Bruschi – Honorary Defensive Captain

ALL-TIME OFFENSE

Bruce Armstrong – T	Stanley Morgan - WR
Matt Light – T	Troy Brown – WR
John Hannah - G	Irving Fryar – WR
Logan Mankins – G	Tom Brady – QB
Jon Morris – C	Jim Nance – RB
Ben Coates – TE	Sam Cunningham – RB

ALL-TIME DEFENSE


Julius Adams – DE	Steve Nelson - ILB
Richard Seymour – DE	Nick Buoniconti - ILB
Houston Antwine – DT	Mike Haynes - CB
Vince Wilfork – DT	Ty Law - CB
Andre Tippett – OLB	Fred Marion - S
Mike Vrabel – OLB	Rodney Harrison - S

ALL-TIME SPECIALISTS

Adam Vinatieri – PK	Rich Camarillo – P
Kevin Faulk – Returner	Mosi Tatupu – SpT

AFL LEGACY GAMES

This season marks the 50th anniversary for the American Football League (AFL), of which the Patriots were an original member. The Boston Patriots, who hosted the AFL's first regular season game on Sept. 9, 1960 at Boston University Field, were featured in the NFL's first "AFL Legacy Game" on the opening weekend of the 2009 season on Sept. 14, 2009, when the Patriots hosted the Buffalo Bills at Gillette Stadium on Monday Night Football. It was the first of four "AFL Legacy Games" in which the Patriots will appear this season (at Den, vs. Ten and at Mia). The Patriots will wear red and white "throwback" uniforms in those games, replicating the uniforms worn by the 1963 team that claimed the franchise's first division title and competed in the franchise's first league championship game. Patriots coaches will also wear apparel featuring the Pat Patriot logo.



that claimed the franchise's first division title and competed in the franchise's first league championship game. Patriots coaches will also wear apparel featuring the Pat Patriot logo.

GAMEDAY PROGRAM DESIGN

The original "Pat Patriot" was born in 1960 when newspaper cartoonist Phil Bissell was assigned to sketch a reaction upon the announcement that Boston's American Football League team would be called the Patriots. From his original "Pat" cartoon, Bissell became forever linked with the franchise that wore a copy based off of his original figure on its helmets from 1961 to 1992. Bissell, a resident of Rockport, Mass., also contributed stylized "Pat Patriot" cartoons to the covers of over 50 Patriots game programs throughout the team's AFL seasons from 1960-69. In recognition of the Patriots 50th anniversary, Bissell has been commissioned to create the covers of this season's *Patriots GameDay* magazines in the same style of those early covers.



50TH ANNIVERSARY AFL EXHIBIT

The Hall at Patriot Place presented by Raytheon is a monument to 50 years of Patriots history. In recognition of both the Patriots' 50th anniversary and the 50th anniversary of the AFL, The Hall is featuring a special exhibit throughout the 2009 season of game-worn jerseys, helmets and other memorabilia from the AFL era. "The AFL Turns 50" is the most extensive collection of AFL memorabilia viewable anywhere. For more information visit the thehallatpatriotplace.com or call 508-698-4800.



2009 OFFENSIVE STATISTICS

WON 6, LOST 2

09/14	W 25-24	Buffalo	68,756
09/20	L 9-16	at New York Jets	78,312
09/27	W 26-10	Atlanta	68,756
10/04	W 27-21	Baltimore	68,756
10/11	L 17-20 OT	at Denver	76,011
10/18	W 59-0	Tennessee	68,756
10/25	W 35-7	at Tampa Bay	84,254
11/08	W 27-17	Miami	68,756
11/15		at Indianapolis	
11/22		New York Jets	
11/30		at New Orleans	
12/06		at Miami	
12/13		Carolina	
12/20		at Buffalo	
12/27		Jacksonville	
01/03		at Houston	

TOTAL FIRST DOWNS	189	135
Rushing	49	36
Passing	121	90
Penalty	19	9
3rd Down: Made/Att	49/109	39/100
3rd Down Pct.	45.0	39.0
4th Down: Made/Att	5/10	3/9
4th Down Pct.	50.0	33.3
POSSESSION AVG.	33:41	26:19
TOTAL NET YARDS	3274	2334
Avg. Per Game	409.3	291.8
Total Plays	552	468
Avg. Per Play	5.9	5.0
NET YARDS RUSHING	914	899
Avg. Per Game	114.3	112.4
Total Rushes	221	202
NET YARDS PASSING	2360	1435
Avg. Per Game	295.0	179.4
Sacked/Yards Lost	10/56	15/118
Gross Yards	2416	1553
Att./Completions	321/213	251/141
Completion Pct.	66.4	56.2
Had Intercepted	5	7
PUNTS/AVERAGE	27/38.9	42/40.3
NET PUNTING AVG.	27/33.4	42/35.2
PENALTIES/YARDS	49/396	51/430
FUMBLES/BALL LOST	5/2	18/8
TOUCHDOWNS	25	13
Rushing	8	2
Passing	16	9
Returns	1	2

* SCORE BY PERIODS

	Q1	Q2	Q3	Q4	OT	PTS
TEAM	50	98	39	38	0	225
OPPONENTS	20	38	30	24	3	115

* SCORING

	T	D	Ru	Pa	Rt	K-PAT	FG	S	PTS
Gostkowski	0	0	0	0	0	22/22	17/20	0	73
Moss	5	0	5	0	0			0	32
Watson	4	0	4	0	0			0	24
Welker	4	0	4	0	0			0	24
Maroney	3	3	0	0	0			0	18
F. Taylor	2	2	0	0	0			0	12
Aiken	1	0	1	0	0			0	6
Baker	1	0	1	0	0			0	6
Brady	1	1	0	0	0			0	6
Faulk	1	0	1	0	0			0	6
Hoyer	1	1	0	0	0			0	6
Meriweather	1	0	0	1	0			0	6
Morris	1	1	0	0	0			0	6
TEAM	25	8	16	1	22/22	17/20	0	225	
OPPONENTS	13	2	9	2	13/13	8/9	0	115	

2-Pt. Conversions: Moss, TEAM 1-3, OPPONENTS 0-0

SACKS:

Wright 4, Banta-Cain 3, D. Burgess 2, Chung 2, A. Thomas 2, Ninkovich 1, Warren 1, TEAM 15, OPPONENTS 10

FUM/LOST: Brady 2/2, Faulk 1/0, Morris 1/0, Welker 1/0

* PASSING

	Att	Cmp	Yds	Cmp%	Yds/Att	TD	TD%	Int	Int%	Long	Sack/Lost	Rating
Brady	310	204	2364	65.8	7.63	16	5.2	5	1.6	71t	10/56	99.2
Hoyer	11	9	52	81.8	4.73	0	0.0	0	0.0	16	0/0	86.4
TEAM	321	213	2416	66.4	7.53	16	5.0	5	1.6	71t	10/56	98.9

* RUSHING

	No.	Yds	Avg	Long	TD
Maroney	81	347	4.3	45t	3
F. Taylor	45	201	4.5	19	2
Faulk	25	109	4.4	13	0
Morris	30	109	3.6	19	1
Green-Ellis	15	80	5.3	29	0
Brady	13	31	2.4	9	1
Hoyer	9	15	1.7	20	1
Tate	1	11	11.0	11	0
Welker	1	6	6.0	6	0
Edelman	1	5	5.0	5	0
TEAM	221	914	4.1	45t	8
OPPONENTS	202	899	4.5	50	2

* RECEIVING

	No.	Yds	Avg	Long	TD
Welker	55	568	10.3	48	4
Moss	49	712	14.5	71t	5
Faulk	23	192	8.3	38t	1
Edelman	21	188	9.0	29	0
Watson	19	271	14.3	35t	4
Morris	12	137	11.4	35	0
Aiken	9	139	15.4	54t	1
Baker	8	78	9.8	36t	1
Galloway	7	67	9.6	19	0
Maroney	6	36	6.0	17	0
F. Taylor	2	17	8.5	13	0
Green-Ellis	2	11	5.5	6	0
TEAM	213	2416	11.3	71t	16
OPPONENTS	141	1553	11.0	45	9

* INTERCEPTIONS

	No.	Yds	Avg	Long	TD
Meriweather	2	70	35.0	39t	1
Butler	2	0	0.0	0	0
Chung	1	2	2.0	2	0
Bodden	1	0	0.0	0	0
Moss	1	0	0.0	0	0
TEAM	7	72	10.3	39t	1
OPPONENTS	5	64	12.8	26t	1

* PUNTING

	No.	Yds	Avg	Net	TB	In	Lg	B
Hanson	27	1051	38.9	33.4	4	9	53	0
TEAM	27	1051	38.9	33.4	4	9	53	0
OPPONENTS	42	1691	40.3	35.2	2	14	64	0

* PUNT RETURNS

	Ret	FC	Yds	Avg	Long	TD
Welker	8	8	79	9.9	24	0
Edelman	6	0	63	10.5	35	0
Faulk	5	2	31	6.2	15	0
TEAM	19	10	173	9.1	35	0
OPPONENTS	8	8	69	8.6	16	0

* KICKOFF RETURNS

	No.	Yds	Avg	Long	TD
Maroney	9	208	23.1	52	0
Edelman	7	157	22.4	32	0
Faulk	6	144	24.0	32	0
Tate	4	106	26.5	34	0
Connolly	1	16	16.0	16	0
TEAM	27	631	23.4	52	0
OPPONENTS	34	801	23.6	43	0

* FIELD GOALS

	1-19	20-29	30-39	40-49	50+
Gostkowski	0/0	6/6	8/9	2/4	1/1
TEAM	0/0	6/6	8/9	2/4	1/1
OPPONENTS	0/0	3/3	2/2	2/3	1/1
Gostkowski: (41N,20G,28G) (45G,25G,29G) (21G,33G,22G,33G) (32G,33G) (53G,40N) (39N,33G) () (30G,38G,34G,40G)					
OPPONENTS: (40G) (33G,24G,39G) (26G) () (48N,24G,41G) () () (52G)					



2009 DEFENSIVE STATISTICS

Tackle Statistics based on Coaches Film Review

PLAYER Name	TACKLES			SACKS			INTERCEPTIONS				FUMBLES				SP. TEAMS				
	TT	UT	A	S/	Yds	QH	Int/	Yds	TD	PD	FF	FR/	Yds	TD	TT	UT	A	FF	FR
Brandon Meiweather	49	27	22	0.0	0.0	0	2	70	1	5	1	0	0	0	5	3	2	0	0
Brandon McGowan	46	34	12	0.0	0.0	3	0	0	0	4	3	1	0	0	7	5	2	0	1
Gary Guyton	44	26	18	0.0	0.0	4	0	0	0	2	0	0	0	0	0	0	0	0	0
Jerod Mayo	39	27	12	0.0	0.0	1	0	0	0	0	1	0	0	0	0	0	0	0	0
Ty Warren	36	24	12	1.0	9.0	4	0	0	0	0	0	0	0	0	0	0	0	0	0
Vince Wilfork	33	19	14	0.0	0.0	0	0	0	0	2	1	0	0	0	0	0	0	0	0
Leigh Bodden	32	24	8	0.0	0.0	0	1	0	0	7	0	1	0	0	0	0	0	0	0
Tully Banta-Cain	28	22	6	3.0	22.0	7	0	0	0	1	0	0	0	0	0	0	0	0	0
Shawn Springs	27	24	3	0.0	0.0	0	0	0	0	2	0	0	0	0	0	0	0	0	0
Jarvis Green	23	13	10	0.0	0.0	2	0	0	0	0	0	0	0	0	0	0	0	0	0
Mike Wright	23	10	13	4.0	41.0	6	0	0	0	2	1	1	0	0	0	0	0	0	0
Adalius Thomas	18	10	8	2.0	21.0	4	0	0	0	2	0	0	0	0	0	0	0	0	0
Myron Pryor	16	8	8	0.0	0.0	1	0	0	0	0	1	0	0	0	0	0	0	0	0
Pat Chung	15	11	4	2.0	13.0	2	1	2	0	1	0	0	0	0	7	3	4	0	0
James Sanders	14	11	3	0.0	0.0	0	0	0	0	0	0	1	0	0	3	2	1	0	0
Jonathan Wilhite	14	12	2	0.0	0.0	0	0	0	0	3	0	1	0	0	2	0	2	0	0
Derrick Burgess	12	7	5	2.0	9.0	2	0	0	0	0	1	0	0	0	0	0	0	0	0
Pierre Woods	10	5	5	0.0	0.0	0	0	0	0	0	0	0	0	0	10	9	1	1	0
Darius Butler	9	8	1	0.0	0.0	0	2	0	0	4	0	0	0	0	0	0	0	0	0
Rob Ninkovich	6	3	3	1.0	3.0	1	0	0	0	1	0	0	0	0	4	4	0	0	0
Junior Seau	3	2	1	0.0	0.0	0	0	0	0	0	0	1	0	0	0	0	0	0	0
Terrence Wheatley	2	2	0	0.0	0.0	0	0	0	0	0	0	0	0	0	1	0	1	0	0
Bret Lockett	2	1	1	0.0	0.0	0	0	0	0	0	0	0	0	0	4	2	2	0	0
Ron Brace	1	0	1	0.0	0.0	0	0	0	0	0	0	0	0	0	0	0	0	0	0
Eric Alexander	0	0	0	0.0	0.0	0	0	0	0	0	0	0	0	0	8	4	4	1	0
Sam Aiken	0	0	0	0.0	0.0	0	0	0	0	0	0	0	0	0	7	4	3	1	0
Stephen Gostkowski	0	0	0	0.0	0.0	0	0	0	0	0	0	0	0	0	3	2	1	0	1
Jake Ingram	0	0	0	0.0	0.0	0	0	0	0	0	0	0	0	0	1	0	1	0	0
BenJarvus Green-Ellis	0	0	0	0.0	0.0	0	0	0	0	0	0	0	0	0	1	0	1	0	0
Matthew Slater	0	0	0	0.0	0.0	0	0	0	0	0	0	0	0	0	5	4	1	0	0
Kyle Arrington	0	0	0	0.0	0.0	0	0	0	0	0	0	0	0	0	2	2	0	0	0
Randy Moss	0	0	0	0.0	0.0	0	1	0	0	1	0	0	0	0	0	0	0	0	0
	502	330	172	15.0	118.0	37	7	72	1	37	9	6	0	0	70	44	26	3	1

FUMBLES - LOST (5-2)				
	Own			
	No.	Lost	Rec	O.B.
Tom Brady	2	2	0	0
Kevin Faulk	1	0	0	0
Leigh Bodden	0	0	1	0
Sammy Morris	1	0	0	0
Nick Kaczur	0	0	1	0
Wes Welker	1	0	1	0
	5	2	3	0

KEY	
TT -Total Tackles	Int/Yds -Interceptions/Yards Returned
UT -Unassisted Tackles	PD -Passes Defensed
A -Assisted Tackles	FF -Forced Fumbles
S/YL -Sacks/Yards Lost	FR/Yds -Fumble Recoveries/Yards Returned
QH -Quarterback Hits	

BLOCKED KICKS		
XP	FG	P
Totals		

MISC. OFFENSIVE STATS				
	Tkl	Ast	FF	FR
Randy Moss	1	0	0	0
Logan Mankins	1	0	0	0
Ben Watson	1	0	0	0
Wes Welker	1	0	0	0
	4	0	0	0



PATRIOTS FOOTBALL NETWORK

The **Patriots Football Network** (PFN) is the full portfolio of media offerings from the three-time Super Bowl Champion New England Patriots. PFN provides Patriots content produced both in-house and with media partners spanning print, television, radio and the Internet.

PATRIOTS ALL ACCESS

Emmy-Award winning Patriots All Access airs weekly throughout the season on WBZ, Channel 4 in Boston and regional affiliates. Patriots All Access features exclusive, behind-the-scenes access and in-depth weekly features on Patriots players and personnel. Hosted by WBZ's Steve Burton, the show features weekly sit-downs with Coach Bill Belichick, including the popular "Belestrator" segment where the coach breaks down upcoming opponents.



Saturdays at 7:00 p.m and Sundays at 10:00 a.m. on **WBZ-TV Channel 4 in Boston**
 Sundays at 10:00 a.m. on **WNAC-TV in Providence**; Saturdays at 12:05 a.m. on **WMUR-TV in Manchester, N.H.**
 Saturdays at 5:00 a.m. on **WMTW-TV in Portland, Maine**; Saturdays at 5:00 p.m. on **WCTX-TV in Hartford, Conn.**
 Saturdays at 7:00 p.m. on **WFXQ-TV in Springfield, Mass.**; Sundays at 11:00 a.m. on **WVII-TV in Bangor, Maine**

TOTALLY PATRIOTS



Totally Patriots, a youth-oriented football show, airs each Sunday morning at 10 a.m. on WSBK, Channel 38 in Boston. Each week, Totally Patriots allows the next generation of Patriots fans unprecedented access to their favorite players, enabling them to ask questions in a relaxed, informal setting. The program also includes the opportunity to win college scholarships by writing weekly essays on the Patriots.

PATRIOTS TODAY AND PATRIOTS THIS WEEK

PATRIOTS TODAY: Available daily at Patriots.com and on Verizon Fios on Demand

PATRIOTS THIS WEEK: Saturdays at 10:00 p.m. on WSBK Channel 38 *Patriots Today* gives fans a daily, in-depth look at the club that is unmatched by any other outlet. The show is hosted by Kristina Akra with daily reports from Brian Lowe and twice-weekly analysis from PFW's Paul Perillo. This daily Webcast is dedicated exclusively to the Patriots and provides daily features, reports and commentary that will satisfy every fan's daily Patriots fix. Every Saturday night during the season on Channel 38, Kristina Akra will bring you *Patriots This Week*, providing a thorough recap of each week's developments.

PATRIOTS.COM

NEWS

Patriots.com features daily updates and exclusive content from the writers of *Patriots Football Weekly*, offering everything from breaking news to player features and the popular "Ask PFW" postings.

VIDEO

The first professional sports team website to offer streaming video provides Patriots fans with a variety of exclusive video content. Visitors can choose their channel and watch exclusive video from news to cheerleaders. Patriots.com also features video of every Patriots press conference, including postgame press conferences and Coach Belichick's weekday media updates.

AUDIO

Patriots Web Radio programming is available exclusively on Patriots.com 24 hours a day, seven-days a week Monday. Kicking off the programming lineup is PFW In Progress, a daily online program that features candid commentary from the writers of *Patriots Football Weekly*. Following PFW In Progress is Patriots Playbook, hosted by John Rooke, featuring items from around the NFL. Stay tuned for the debut of new shows during the 2009 season. Patriots.com also offers streaming audio of every Patriots press conference, as well as archives of Patriots.com Radio shows. Patriots.com provides podcasts of Patriots.com radio offerings as well as exclusive content.

PATRIOTS MONDAY ON WEEI

WEEI Sports Radio broadcasts Patriots Monday each week, offering fans unique insight and analysis from Coach Belichick and Tom Brady in addition to other Patriots players. WEEI will broadcast Patriots Monday live from Gillette Stadium each Monday, kicking off with Dennis & Callahan at 6:00 a.m.

PATRIOTS FRIDAY ON WEEI

WEEI Sports Radio broadcasts Patriots Friday each week, offering fans a look ahead at the weekend's game, match ups and rivalries. Various Patriots players will be featured on air. WEEI will broadcast Patriots Fridays each week throughout the season, kicking off with Dennis & Callahan at 6:00 a.m., followed by Dale & Holley at 10:00 a.m. and The Big Show with Glenn Ordway from 2:00 to 6:00 p.m.

98.5 THE SPORTS HUB PATRIOTS RADIO NETWORK

A new era in Patriots Radio history begins this season, with the move of the game broadcasts to 98.5 FM, Boston's Sports Hub. The transition to Boston's new all-sports radio station insures that Patriots fans will continue to hear every kick, block and tackle in stereo, and without static, in crystal-clear FM quality. Fans all over New England will be able to listen in to any of 36 stations on the Safety Insurance 98.5 The Sports Hub Patriots Radio Network, starting with Patriots Preview three hours before kickoff, and capped off with Patriots Postgame for three hours after the final gun.



FLAGSHIP STATION

98.5 FM Boston's Sports Hub

MASSACHUSETTS

WAQY	Springfield	102.1 FM
WBEC	Pittsfield	1420 AM
WPKZ	Fitchburg	1280 AM
WNAW	N. Adams	1230 AM
WBSM	New Bedford	1420 AM
WPVQ	Greenfield	95.3 FM
WSAR	Fall River	1480 AM
WSBS	Gt. Barrington	860 AM
WWFX	Worcester	100.1 FM
WXTK	Hyannis	95.1 FM

NEW HAMPSHIRE

WTPL	Concord	107.7 FM
WSAK	Hampton	102.1 FM
WLKZ	Laconia	104.9 FM
WKNE	Keene	99.1 FM
WSHK	Portsmouth	105.3 FM
WSMN	Nashua	1590 AM
WPKQ	N. Conway	103.7 FM
WGAM	Manchester	1250 AM

RHODE ISLAND

WPRO	Providence	630 AM
WEAN	Providence	99.7 FM

VERMONT

WBTN	Bennington	1370 AM
WORK	Barre	107.1 FM
WKVT	Brattleboro	92.7 FM
WEAV	Burlington	960 AM
WIKE	Newport	1490 AM
WEXP	Rutland	101.5 FM
WSTJ	St Johnsbury	1340 AM
WMXR	Woodstock	93.9 FM

MAINE

WEBB	Augusta	98.5 FM
WWMJ	Bangor	95.7 FM
WBLM	Portland	102.9 FM
WEGP	Presque Isle	1390 AM

CONNECTICUT

WCCC	Hartford	106.9 FM
WXLN	New London	104.7 FM
WINY	Putnam	1350 AM
WGCH	Greenwich	1490 AM



PATRIOTS GAME NOTES

OFFENSE

WR Wes Welker (TR-MIA, '07)

Sixth-year veteran leads the NFL with 278 receptions since the start of the 2007 season...Racked up a career-high 150 receiving yards in win over Tennessee (10/18)... In 2004, Wes became the first player in NFL history to return a punt, return a kick, kick a field goal, kick an extra point and kickoff in the same game-against the Patriots.

Welker vs. Indianapolis

G	Rec	Yds	Avg	LG	TD
3	15	98	6.5	12	1

LT Matt Light (D2, '01)

One of three remaining players from the Patriots first Super Bowl win (Tom Brady, Kevin Faulk)...In 2007, Light started every game as part of a Patriots offensive line that allowed just 21 sacks, the fewest for the franchise in 30 years.

This is Light's ninth game vs. Indianapolis



LG Logan Mankins (D2, '05)

Fifth-year mainstay at Guard earned Pro Bowl honors in 2007, becoming the only Patriots guard along with John Hannah to make the Pro Bowl since the 1970 AFL-NFL Merger.

This is Mankins' sixth game vs. Indianapolis

C Dan Koppen (D5, '03)

Koppen has started 95 of 96 games for the Patriots over seven seasons with the club...Earned first career Pro-Bowl selection in 2007, becoming the third center in Patriots history to garner All-Star status.

This is Koppen's 10th game vs. Indianapolis

RG Stephen Neal (FA, '01)

One of the longest tenured Patriots, Neal was signed as a rookie free agent in 2001 and wears three Super Bowl rings for his efforts.

This is Neal's eighth game vs. Indianapolis

RT Nick Kaczur (D3, '05)

Kaczur, a native of Brantford, Ontario, has started 57 of 62 regular season contests and seven playoff games in his four-year career... Became first four-time All-Mid America Conference player in Toledo history.

This is Kaczur's sixth game vs. Indianapolis

TE Benjamin Watson (D1, '04)

Holds the club record for longest touchdown reception (63 yards) in Patriots playoff history (1/7/06 vs. Jacksonville)...Recorded the third multi-touchdown game of his career when he snagged two touchdowns in the final 2:10 of a come-from-behind win vs. Buffalo (9/15/09)...Tied for second on the team with four trips to the end zone in 2009.

Watson vs. Indianapolis

G	Rec	Yds	Avg	LG	TD
5	17	162	9.5	25	0

WR Randy Moss (TR-OAK, '07)

12-year veteran is second all-time in NFL history with 63 career 100-yard receiving games...Ranks second all-time with 140 touchdown grabs...Tied a career single-game best with 12 receptions vs. Buffalo (9/14)...Recorded his eighth game of three or more touchdown receptions vs. Tennessee (10/18).



Moss vs. Indianapolis

G	Rec	Yds	Avg	LG	TD
3	16	253	15.8	55	2

QB Tom Brady (D6, '00)

Brady enters this week's game with a career winning percentage of .782, the best record of any NFL quarterback in the Super Bowl Era with at least 100 starts...Has been named AFC Offensive Player of the Week twice already in 2009, including Week 6, when he threw a record five touchdown passes in one quarter...Also named AFC Offensive Player of the Month for October.

Brady vs. Indianapolis

G	Att	Com	Yds	Pct.	TD	INT	LG
10	314	205	2275	.653	17	11	91t

RB Laurence Maroney (D1, '06)

Rushed for a career high 156 yards against the Dolphins in 2007...Fourth-year veteran leads the team in rushing attempts (81), yards (347) and rushing touchdowns (3)...Scampered to his fifth career 100-yard rushing performance in a 59-0 victory over Tennessee in Week 6...Also took off for a 2009 team best 45-yard touchdown run against the Titans.

Maroney vs. Indianapolis

G	No	Yds	Avg.	LG	TD
3	36	135	3.8	17	0

TE Chris Baker (FA, '09)

Eight-year veteran joined the Patriots in 2009 after seven seasons with the New York Jets...Played in his 100th career game in the season opener vs. Buffalo (9/14)...Hauled in his first touchdown as a Patriot vs. Atlanta (9/27).

Baker vs. Indianapolis

G	Rec	Yds	Avg	LG	TD
3	3	14	4.7	6	1



PATRIOTS GAME NOTES

DEFENSE

LE Ty Warren (D1, '03)

Seven -year veteran is fifth on the team with 36 tackles ...Racked up a season-high eight tackles and a sack Week 2 vs. the Jets (9/20).

Warren vs. Indianapolis

G	Tot	Sol	Ast	Sk/Yds	Int/Yds	PD	FF	FR
9	48	25	23	0	0	0	1	0



NT Vince Wilfork (D1, '04)

Sixth-year veteran is sixth on the team with 33 tackles...Registered season high eight tackles Week 5 at Denver (10/11).

Wilfork vs. Indianapolis

G	Tot	Sol	Ast	Sk/Yds	Int/Yds	PD	FF	FR
7	33	20	13	0	0	0	0	0

RE Jarvis Green (D4, '02)

The eighth-year veteran's 115 games played for the Patriots rank first among active New England defensive players ...Tallied a season-high seven tackles vs. the New York Jets (9/20).

Green vs. Indianapolis

G	Tot	Sol	Ast	Sk/Yds	Int/Yds	PD	FF	FR
9	32	19	13	3.5/21.5	0	0	0	0

OLB Tully Banta-Cain (FA, '09)

Seven year veteran returned to the Patriots for a fifth season after a two-year hiatus spent with the San Francisco 49ers...Second on the team with three sacks...Leads the defense with seven quarterback hurries.

Burgess vs. Indianapolis

G	Tot	Sol	Ast	Sk/Yds	Int/Yds	PD	FF	FR
7	4	4	0	0	0	0	0	0

ILB Jerod Mayo (D1, '08)

Registered a 2009 team best 16 tackles vs. Miami (11/8)...In 2008, Mayo became the second Patriots player to win the Associated Press Defensive Rookie of the Year Award...Led the 2008 Patriots with 139 tackles, 54 more than the next best on the team...

Mayo vs. Indianapolis

G	Tot	Sol	Ast	Sk/Yds	Int/Yds	PD	FF	FR
1	10	4	6	0	0	6	0	0

ILB Gary Guyton

Was the only 2008 undrafted rookie to make the Patriots' opening day roster...Currently third on the team with 44 tackles...Tallied a career-high 13 stops vs. the New York Jets (9/20).

Guyton vs. Indianapolis

G	Tot	Sol	Ast	Sk/Yds	Int/Yds	PD	FF	FR
1	5	4	1	0	0	0	0	0

OLB Adalius Thomas (FA, '07)

Tenth-year veteran is one of six active linebackers with 50 or more sacks...Thomas' 12.5 sacks since 2007 leads the team...

Thomas vs. Indianapolis

G	Tot	Sol	Ast	Sk/Yds	Int/Yds	PD	FF	FR
6	31	23	8	1.5/29.5	0	0	0	0

LCB Jonathan Wilhite (D4, '08)

Second-year player has accumulated 14 tackles and three passes defended in 2009...Defensed two passes and recovered his first career fumble vs. Tennessee (10/18).

Wilhite vs. Indianapolis

G	Tot	Sol	Ast	Sk/Yds	Int/Yds	PD	FF	FR
1	0	0	0	0	0	0	0	0

RCB Leigh Bodden (FA, '09)

Seventh-year veteran leads the team with seven passes defensed...Intercepted the first pass of the season for the Patriots vs. Baltimore (10/4).

Bodden vs. Indianapolis

G	Tot	Sol	Ast	Sk/Yds	Int/Yds	PD	FF	FR
3	3	3	0	0	0	0	0	0

SS Brandon Meriweather (D1, '07)

Third-year veteran leads the Patriots with 49 tackles...Earned the AFC's Defensive Player of the Week Award after intercepting two passes and returning one for his first career touchdown vs. Tampa Bay (10/25)...Tallied a career-high 12 tackles at Denver (10/11).



Meriweather vs. Indianapolis

G	Tot	Sol	Ast	Sk/Yds	Int/Yds	PD	FF	FR
2	6	4	2	0	0	0	0	0

FS Brandon McGowan (FA, '09)

Fifth-year veteran is second on the team in tackles (46)...Led the team in both defensive tackles (7) and special teams tackles (2) vs. Tennessee (10/18).

McGowan vs. Indianapolis

G	Tot	Sol	Ast	Sk/Yds	Int/Yds	PD	FF	FR
1	4	2	2	0	0	2	0	0



ONE HISTORIC GAME: 10/18/2009

The New England Patriots set team records for points in a game (59) and total net yards (619) in a 59-0 victory against the Tennessee Titans in snowy conditions at Gillette Stadium. The Patriots 59-point victory ties the largest margin of victory by any team since the 1970 AFL-NFL merger, equaling the L.A. Rams' 59-point win over Atlanta on Dec. 4, 1976 (59-0).

Patriots 59
Titans 0

QB Tom Brady completed 29-of-34 pass attempts for 380 yards with six touchdown passes, wide receivers Wes Welker (10-150-2 TDs) and Randy Moss (8-129-3 TDs) both went over 100 yards receiving, and RB Laurence Maroney added 123 yards rushing on the ground.

Brady had 345 yards passing in the first half alone, and set an NFL record with five touchdown passes in the second quarter. For his contributions, Brady earned AFC Offensive Player of the Week honors for the second time on the young 2009 season. New England built a 45-0 halftime lead, the largest halftime lead in NFL history.

What They Said:

QB Tom Brady

(On the Patriots' historic output)

"You know, some days out there when it's snowy like that, it's actually an advantage for the offense. Today was one of those days because we had good footing and it's just fun to be a part of it. I was saying, when you see the weather forecast on Thursday, you're kind of [angry] and then once the day of the game comes around, everyone is excited because you're out there and you're like, 'This is football. This is how it should be.'"



WR Wes Welker

(On why the Patriots seem to play so well in the snow)

"I know Coach [Belichick] does a really good job of coaching us up: what's good, what's bad, making sure we have good footing, the right cleats, things like that. And understanding that we need to be in the right type of plays and being able to come off breaks and things like that are going to be a little bit different under the conditions. We need to make sure that in the kicking game we're taking care of our responsibilities and things like that."

Head Coach Bill Belichick

(On the Patriots' level of execution)

"[It's] good players. The players were the ones out there playing today and they did a good job. They kept their feet. They handled the ball well. They handled it cleanly. We missed some tackles on defense, but we made some. We made some plays defensively, turning the ball over. Some of those were tough catches, good plays, but we got them. The credit goes to the players; they did a great job."



NFL RECORDS SET AGAINST TITANS

- Most touchdown passes in a quarter, 5 (Tom Brady in the second quarter)
- Largest halftime lead, 45 points (45-0)
-

TEAM RECORDS SET AGAINST TITANS

- Most points in a game (59)
- Most points in a half (45 in first half)
- Most total net yards in a game (619)
- Most passing net yards in a game (426, tie)
- Most touchdowns in a game (8, tie)
- Most passing yards in a half (Tom Brady, 345)
- Most passing touchdowns in a half (Tom Brady, 5 in first half)
- Most passing touchdowns in a game (Tom Brady, 6, tie)
-

45-0 HALFTIME LEAD IS LARGEST EVER

New England's 45-0 halftime lead against the Titans was the largest halftime lead in NFL history. The previous largest halftime lead was 42 points, when Green Bay held a 42-7 halftime lead at Miami on Oct. 21, 2007.

PATRIOTS SET TEAM RECORD WITH 619 YARDS

The Patriots set a franchise record with 619 total net yards against Tennessee (10/18). The 619-yard performance was the fifth highest single-game total by an NFL team since the 1970 merger and was the ninth 600-yard game by an NFL team since 1970. The Patriots are the 6th team since 1990 to register 600 or more yards of total offense.

PATRIOTS RECORDS / TOTAL NET YARDS IN GAME

Date	Opp.	Total Net Yards	Passing	Rushing
10/18/09	Tennessee	619	426	193
09/09/79	N.Y. Jets	597	365	232
11/23/08	at Miami	530	408	122
10/29/78	N.Y. Jets	529	289	240
12/18/65	Houston Oilers	526	336	190

BRADY THROWS 6 TDs FOR 2ND TIME

Tom Brady threw six touchdown passes in a single game for the second time in his career in the 59-0 win over Tennessee (10/18). Brady joins a list of just four other QBs who have thrown 6 tds in a game twice.

QB	TIMES	LAST	QB	TIMES	LAST
T.Brady	2	2009	Y.Tittle	2	1962
P.Manning	2	2004	G.Blanda	2	1962
C.Johnson	2	1969			



2009 NEW ENGLAND PATRIOTS ROSTER

AS OF NOVEMBER 10, 2009

ALPHABETICAL ROSTER

#	NAME	POS	HT	WT	BORN	YR	COLLEGE	H.S. HOMETOWN
88	Aiken, Sam	WR	6-2	215	12/14/1980	7	North Carolina	Kenansville, N.C.
52	Alexander, Eric	LB	6-2	240	2/8/1982	5	Louisiana State	Port Arthur, Texas
27	Arrington, Kyle	CB	5-10	196	8/12/1986	1	Hofstra	Accokeek, Md.
86	Baker, Chris	TE	6-3	258	11/18/1979	8	Michigan State	St. Albans, N.Y.
95	Banta-Cain, Tully	LB	6-2	250	8/28/1980	7	California	Sunnyvale, Calif.
23	Bodden, Leigh	CB	6-1	193	9/24/1981	7	Duquesne	Hyattsville, Md.
92	Brace, Ron	DL	6-3	330	12/18/1986	6	Boston College	Worcester, Mass.
12	Brady, Tom	QB	6-4	225	8/3/1977	10	Michigan	San Mateo, Calif.
53	Burgess, Derrick	LB	6-2	260	8/12/1978	9	Mississippi	Greenbelt, Md.
28	Butler, Darius	CB	5-10	185	3/18/1986	R	Connecticut	Ft. Lauderdale, Fla.
25	Chung, Pat	S	5-11	212	8/19/1987	R	Oregon	Rancho Cucamonga, Calif.
63	Connolly, Dan	OL	6-4	313	9/2/1982	4	Southeast Missouri St.	St. Louis, Mo.
11	Edelman, Julian	WR	6-0	198	5/22/1986	R	Kent State	Redwood City, Calif.
33	Faulk, Kevin	RB	5-8	202	6/5/1976	11	Louisiana State	Carencro, La.
3	Gostkowski, Stephen	K	6-1	215	1/28/1984	4	Memphis	Madison, Miss.
97	Green, Jarvis	DL	6-3	285	1/12/1979	8	Louisiana State	Donaldsonville, La.
42	Green-Ellis, BenJarvus	RB	5-11	215	7/2/1985	2	Mississippi	New Orleans, La.
59	Guyton, Gary	LB	6-3	245	11/14/1985	2	Georgia Tech	Hinesville, Ga.
6	Hanson, Chris	P	6-2	202	10/25/1976	11	Marshall	Sharpsburg, Ga.
8	Hoyer, Brian	QB	6-2	215	10/13/1985	R	Michigan State	North Olmstead, Ohio
47	Ingram, Jake	LS	6-3	235	10/23/1985	R	Hawaii	Milliani, Hawaii
77	Kaczur, Nick	T	6-4	315	7/28/1979	5	Toledo	Brantford, Ontario
67	Koppen, Dan	C	6-2	296	9/12/1979	7	Boston College	Whitehall, Pa.
64	LeVoi, Mark	T	6-7	310	7/29/1982	3	Notre Dame	Eden Prairie, Minn.
72	Light, Matt	T	6-4	305	6/23/1978	9	Purdue	Greenville, Ohio
38	Lockett, Bret	DB	6-1	211	10/7/1986	R	UCLA	Diamond Bar, Calif.
70	Mankins, Logan	G	6-4	310	3/10/1982	5	Fresno State	Cathays Valley, Calif.
39	Maroney, Laurence	RB	5-11	220	2/5/1985	4	Minnesota	St. Louis, Mo.
51	Mayo, Jerod	LB	6-1	245	2/23/1986	2	Tennessee	Hampton, Va.
30	McGowan, Brandon	S	5-11	210	9/26/1983	5	Maine	Jersey City, N.J.
31	Meriweather, Brandon	S	5-11	200	1/14/1984	3	Miami (Fla.)	Apopka, Fla.
34	Morris, Sammy	RB	6-0	220	3/23/1977	10	Texas Tech	San Antonio, Texas
81	Moss, Randy	WR	6-4	210	2/13/1977	12	Marshall	Rand, W. Va.
61	Neal, Stephen	G	6-4	305	10/9/1976	8	Cal State-Bakersfield	San Diego, Calif.
50	Ninkovich, Rob	LB	6-2	255	2/1/1984	4	Purdue	Blue Island, Ill.
60	Ohrnberger, Rich	OL	6-2	300	2/14/1986	R	Penn State	East Meadow, N.Y.
91	Pryor, Myron	DL	6-1	310	6/13/1986	R	Kentucky	Louisville, Ky.
36	Sanders, James	S	5-10	210	11/11/1983	5	Fresno State	Porterville, Calif.
55	Seau, Junior	LB	6-3	248	1/19/1969	20	USC	San Diego, Calif.
18	Slater, Matthew	WR	6-0	200	9/9/1985	2	UCLA	Anaheim, Calif.
29	Springs, Shawn	CB	6-0	204	3/11/1975	13	Ohio State	Silver Spring, Md.
19	Tate, Brandon	WR	6-1	195	10/5/1987	R	North Carolina	Burlington, N.C.
21	Taylor, Fred	RB	6-1	228	1/27/1976	12	Florida	Belle Glade, Fla.
96	Thomas, Adalius	LB	6-2	270	8/18/1977	10	Southern Mississippi	Equality, Ala.
76	Vollmer, Sebastian	OL	6-8	315	7/10/1984	R	Houston	Kaarst, Germany
94	Warren, Ty	DL	6-5	300	2/6/1981	7	Texas A&M	Bryan, Texas
84	Watson, Benjamin	TE	6-3	255	12/18/1980	6	Georgia	Rock Hill, S.C.
83	Welker, Wes	WR	5-9	185	5/1/1981	6	Texas Tech	Oklahoma City, Okla.
22	Wheatley, Terrence	CB	5-9	185	5/5/1985	2	Colorado	Plano, Texas
75	Wilfork, Vince	NT	6-2	325	11/4/1981	6	Miami (Fla.)	Boynton Beach, Fla.
24	Wilhite, Jonathan	CB	5-11	185	2/23/1984	2	Auburn	Monroe, La.
58	Woods, Pierre	LB	6-5	255	1/6/1982	4	Michigan	Cleveland, Ohio
99	Wright, Mike	DL	6-4	295	3/1/1982	5	Cincinnati	Cincinnati, Ohio

NUMERICAL ROSTER

#	NAME	POS
3	Stephen Gostkowski	K
6	Chris Hanson	P
8	Brian Hoyer	QB
11	Julian Edelman	WR
12	Tom Brady	QB
18	Matthew Slater	WR
19	Brandon Tate	WR
21	Fred Taylor	RB
22	Terrence Wheatley	CB
23	Leigh Bodden	CB
24	Jonathan Wilhite	CB
25	Pat Chung	S
27	Kyle Arrington	CB
28	Darius Butler	CB
29	Shawn Springs	CB
30	Brandon McGowan	S
31	Brandon Meriweather	S
33	Kevin Faulk	RB
34	Sammy Morris	RB
36	James Sanders	S
38	Bret Lockett	DB
39	Laurence Maroney	RB
42	BenJarvus Green-Ellis	RB
47	Jake Ingram	LS
50	Rob Ninkovich	LB
51	Jerod Mayo	LB
52	Eric Alexander	LB
53	Derrick Burgess	LB
55	Junior Seau	LB
58	Pierre Woods	LB
59	Gary Guyton	LB
60	Rich Ohrnberger	OL
61	Stephen Neal	G
63	Dan Connolly	OL
64	Mark LeVoi	T
67	Dan Koppen	C
70	Logan Mankins	G
72	Matt Light	T
75	Vince Wilfork	NT
76	Sebastian Vollmer	OL
77	Nick Kaczur	T
81	Randy Moss	WR
83	Wes Welker	WR
84	Benjamin Watson	TE
86	Chris Baker	TE
88	Sam Aiken	WR
91	Myron Pryor	DL
92	Ron Brace	DL
94	Ty Warren	DL
95	Tully Banta-Cain	LB
96	Adalius Thomas	LB
97	Jarvis Green	DL
99	Mike Wright	DL

PRACTICE SQUAD

#	NAME	POS	HT	WT	BORN	YR	COLLEGE	H.S. HOMETOWN
62	Adams, Titus	DL	6-4	305	1/28/1983	1	Nebraska	Omaha, Neb.
49	Davis, Bruce	LB	6-3	252	9/2/1985	2	UCLA	Houston, Texas
80	Myers, Rob	TE	6-4	240	4/9/1986	R	Utah State	Houston, Texas
10	Nunn, Terrence	WR	6-7	195	7/25/1986	R	Nebraska	Houston, Texas
90	Richard, Darryl	DL	6-8	295	6/17/1986	R	Georgia Tech	Destrehan, La.
9	Stanback, Isaiah	QB	6-9	208	8/16/1984	3	Washington	Seattell, Wash.
69	Wendell, Ryan	C	6-2	285	3/4/1986	1	Fresno State	Diamond Bar, Calif.

PRACTICE SQUAD

#	NAME	POS
9	Isaiah Stanback	QB
10	Terrence Nunn	WR
49	Bruce Davis	LB
62	Titus Adams	DL
69	Ryan Wendell	C
80	Rob Myers	TE
90	Darryl Richard	DL

RESERVE/INJURED LIST

#	NAME	POS	HT	WT	BORN	YR	COLLEGE	H.S. HOMETOWN
66	Bussey, George	OL	6-3	305	10/24/1984	R	Louisville	Louisville, Ky.
98	Crabbe, Shawn	LB	6-5	243	12/26/1984	2	Michigan	Massillon, Ohio
44	McKenzie, Tyrone	LB	6-2	240	12/11/1985	R	South Florida	Riverview, Fla.
35	Taylor, Chris	RB	6-0	224	11/7/1983	4	Indiana	Memphis, Tenn.

RESERVE/INJURED LIST

#	NAME	POS
35	Taylor, Chris	RB
44	McKenzie, Tyrone	LB
66	Bussey, George	OL
98	Crabbe, Shawn	LB

PRACTICE SQUAD/INJURED

#	NAME	POS	HT	WT	BORN	YR	COLLEGE	H.S. HOMETOWN
85	Agnone, Robbie	TE	6-6	260	10/21/1985	R	Delaware	Etters, Pa.

PRACTICE SQUAD/INJURED

#	NAME	POS
85	Robbie Agnone	TE

RESERVE/MILITARY LIST

#	NAME	POS	HT	WT	BORN	YR	COLLEGE	H.S. HOMETOWN
15	Barnes, Tyree	WR	6-0	196	4/15/1986	R	Navy	Hampton, Va.
44	Kettani, Eric	RB	5-11	235	3/26/1987	R	Navy	Kirtland, Ohio
15	White, Shun	WR	5-8	195	12/9/1985	R	Navy	Memphis, Tenn.

RESERVE/MILITARY LIST

#	NAME	POS
15	Tyree Barnes	WR
15	Shun White	WR
44	Eric Kettani	RB

HEAD COACH: BILL BELICHICK

ASSISTANTS: Josh Boyer, Defensive Backs; Ivan Fears, Running Backs; Pepper Johnson, Defensive Line; Harold Nash, Assistant Strength and Conditioning; Bill O'Brien, Quarterbacks; Scott O'Brien, Special Teams; Chad O'Shea, Receivers; Matt Patricia, Linebackers; Dean Pees, Defensive Coordinator; Dante Scarnecchia, Assistant Head Coach/Offensive Line; Shane Waldron, Tight Ends; Mike Woicik, Strength and Conditioning



2009 NUMERICAL ROSTER

November 10, 2009

#	NAME	POS	HT	WT	AGE	YR	COLLEGE	HOW ACQ.
3	Stephen Gostkowski	K	6-1	215	25	4	Memphis	D4b-06
6	Chris Hanson	P	6-2	202	33	11	Marshall	FA(NO)-07
8	Brian Hoyer	QB	6-2	215	24	R	Michigan State	FA-09
11	Julian Edelman	WR	6-0	198	23	R	Kent State	D7a-09
12	Tom Brady	QB	6-4	225	32	10	Michigan	D6b-00
18	Matthew Slater	WR	6-0	200	24	2	UCLA	D5-08
19	Brandon Tate	WR	6-1	195	22	R	North Carolina	D3a-09
21	Fred Taylor	RB	6-1	228	33	12	Florida	FA(JAX)-09
22	Terrence Wheatley	CB	5-9	185	24	2	Colorado	D2-08
23	Leigh Bodden	CB	6-1	193	28	7	Duquesne	FA(DET)-09
24	Jonathan Wilhite	CB	5-11	185	25	2	Auburn	D4-08
25	Pat Chung	S	5-11	212	22	R	Oregon	D2a-09
27	Kyle Arrington	CB	5-10	196	23	1	Hofstra	FA-08
28	Darius Butler	CB	5-10	185	23	R	Connecticut	D2c-09
29	Shawn Springs	CB	6-0	204	34	13	Ohio State	FA(WAS)-09
30	Brandon McGowan	S	5-11	210	26	5	Maine	UFA(CHI)-09
31	Brandon Meriweather	S	5-11	200	25	3	Miami (Fla.)	D1-07
33	Kevin Faulk	RB	5-8	202	33	11	Louisiana State	D2-99
34	Sammy Morris	RB	6-0	220	32	10	Texas Tech	UFA (MIA)-07
36	James Sanders	S	5-10	210	25	5	Fresno State	D4-05
38	Bret Lockett	DB	6-1	211	22	R	UCLA	CW (CLE)-09
39	Laurence Maroney	RB	5-11	220	24	4	Minnesota	D1-06
42	BenJarvus Green-Ellis	RB	5-11	215	24	2	Mississippi	FA-08
47	Jake Ingram	LS	6-3	235	24	R	Hawaii	D6a-09
50	Rob Ninkovich	LB	6-2	255	25	4	Purdue	FA-09
51	Jerod Mayo	LB	6-1	245	23	2	Tennessee	D1-08
52	Eric Alexander	LB	6-2	240	27	5	Louisiana State	FA-04
53	Derrick Burgess	LB	6-2	260	31	9	Mississippi	TR(OAK)-09
55	Junior Seau	LB	6-3	248	40	20	USC	FA-09
58	Pierre Woods	LB	6-5	255	27	4	Michigan	FA-06
59	Gary Guyton	LB	6-3	245	23	2	Georgia Tech	FA-08
60	Rich Ohrnberger	OL	6-2	300	23	R	Penn State	D4-09
61	Stephen Neal	G	6-4	305	33	8	Cal State-Bakersfield	FA-01
63	Dan Connolly	OL	6-4	313	27	4	Southeast Missouri St.	FA(JAX)-08
64	Mark LeVoir	T	6-7	310	27	3	Notre Dame	CW (STL)-08
67	Dan Koppen	C	6-2	296	30	7	Boston College	D5-03
70	Logan Mankins	G	6-4	310	27	5	Fresno State	D1-05
72	Matt Light	T	6-4	305	31	9	Purdue	D2-01
75	Vince Wilfork	NT	6-2	325	28	6	Miami (Fla.)	D1a-04
76	Sebastian Vollmer	OL	6-8	315	25	R	Houston	D2d-09
77	Nick Kaczur	T	6-4	315	30	5	Toledo	D3b-05
81	Randy Moss	WR	6-4	210	32	12	Marshall	TR (OAK)-07
83	Wes Welker	WR	5-9	185	28	6	Texas Tech	TR (MIA)-07
84	Benjamin Watson	TE	6-3	255	28	6	Georgia	D1b-04
86	Chris Baker	TE	6-3	258	29	8	Michigan State	FA(NYJ)-09
88	Sam Aiken	WR	6-2	215	28	7	North Carolina	UFA (BUF)-08
91	Myron Pryor	DL	6-1	310	23	R	Kentucky	D6b-09
92	Ron Brace	DL	6-3	330	22	R	Boston College	D2b-09
94	Ty Warren	DL	6-5	300	28	7	Texas A&M	D1-03
95	Tully Banta-Cain	LB	6-2	250	29	7	California	FA(SF)-09
96	Adalius Thomas	LB	6-2	270	32	10	Southern Mississippi	UFA(BAL)-07
97	Jarvis Green	DL	6-3	285	30	8	Louisiana State	D4b-02
99	Mike Wright	DL	6-4	295	27	5	Cincinnati	FA-05

PRACTICE SQUAD

#	NAME	POS	HT	WT	AGE	YR	COLLEGE	HOW ACQ.
9	Isaiah Stanback	QB	6-2	208	25	3	Washington	D4-07
10	Terrence Nunn	WR	6-0	195	23	R	Nebraska	FA-09
49	Bruce Davis	LB	6-3	252	24	2	UCLA	D3-08
62	Titus Adams	DL	6-4	305	26	1	Nebraska	FA-08
69	Ryan Wendell	C	6-2	285	23	1	Fresno State	FA-08
80	Rob Myers	TE	6-4	240	23	R	Utah State	FA-09
90	Darryl Richard	DL	6-4	295	23	R	Georgia Tech	D7b-09

RESERVE/INJURED LIST

#	NAME	POS	HT	WT	AGE	YR	COLLEGE	INJURY (IR date)
35	Chris Taylor	RB	5-8	224	25	4	Indiana	shoulder (9/5/09)
44	Tyrone McKenzie	LB	6-2	240	23	R	South Florida	knee (8/31/09)
66	George Bussey	OL	6-3	305	24	R	Louisville	knee (9/5/09)
98	Shawn Crable	LB	6-5	243	24	2	Michigan	groin (9/5/09)

PRACTICE SQUAD/INJURED

#	NAME	POS	HT	WT	AGE	YR	COLLEGE	INJURY (IR date)
85	Robbie Agnone	TE	6-6	260	23	R	Delaware	Shoulder (11/3/09)

RESERVE/MILITARY LIST

#	NAME	POS	HT	WT	AGE	YR	COLLEGE	DATE
15	Tyree Barnes	WR	6-0	196	23	R	Navy	July, 23
15	Shun White	WR	5-8	195	23	R	Navy	August, 17
44	Eric Kettani	RB	5-11	235	22	R	Navy	July, 23



2009 POSITIONAL ROSTER

November 10, 2009

DEFENSE (26)								
#	NAME	POS	HT	WT	BORN	YR	COLLEGE	H.S. HOMETOWN
DEFENSIVE LINE (6)								
92	Brace, Ron	DL	6-3	330	12/18/1986	R	Boston College	Worcester, Mass.
97	Green, Jarvis	DL	6-3	285	1/12/1979	8	Louisiana State	Donaldsonville, La.
91	Pryor, Myron	DL	6-1	310	6/13/1986	R	Kentucky	Louisville, Ky.
94	Warren, Ty	DL	6-5	300	2/6/1981	7	Texas A&M	Bryan, Texas
75	Wilfork, Vince	NT	6-2	325	11/4/1981	6	Miami (Fla.)	Boynton Beach, Fla.
99	Wright, Mike	DL	6-4	295	3/1/1982	5	Cincinnati	Cincinnati, Ohio
LINEBACKER (9)								
52	Alexander, Eric	LB	6-2	240	2/8/1982	5	Louisiana State	Port Arthur, Texas
95	Banta-Cain, Tully	LB	6-2	250	8/28/1980	7	California	Sunnyvale, Calif.
53	Burgess, Derrick	LB	6-2	260	8/12/1978	9	Mississippi	Greenbelt, Md.
59	Guyton, Gary	LB	6-3	245	11/14/1985	2	Georgia Tech	Hinesville, Ga.
51	Mayo, Jerod	LB	6-1	245	2/23/1986	2	Tennessee	Hampton, Va.
50	Ninkovich, Rob	LB	6-2	255	2/1/1984	4	Purdue	Blue Island, Ill.
55	Seau, Junior	LB	6-3	248	1/19/1969	20	USC	San Diego, Calif.
96	Thomas, Adalius	LB	6-2	270	8/18/1977	10	Southern Mississippi	Equality, Ala.
58	Woods, Pierre	LB	6-5	255	1/6/1982	4	Michigan	Cleveland, Ohio
DEFENSIVE BACK (11)								
27	Arrington, Kyle	CB	5-10	196	8/12/1986	1	Hofstra	Accokeek, Md.
23	Bodden, Leigh	CB	6-1	193	9/24/1981	7	Duquesne	Hyattsville, Md.
28	Butler, Darius	CB	5-10	185	3/18/1986	R	Connecticut	Ft. Lauderdale, Fla.
25	Chung, Pat	S	5-11	212	8/19/1987	R	Oregon	Rancho Cucamonga, Calif.
38	Lockett, Bret	DB	6-1	211	10/7/1986	R	UCLA	Diamond Bar, Calif.
30	McGowan, Brandon	S	5-11	210	9/26/1983	5	Maine	Jersey City, N.J.
31	Meriweather, Brandon	S	5-11	200	1/14/1984	3	Miami (Fla.)	Apopka, Fla.
36	Sanders, James	S	5-10	210	11/11/1983	5	Fresno State	Porterville, Calif.
29	Springs, Shawn	CB	6-0	204	3/11/1975	13	Ohio State	Silver Spring, Md.
22	Wheatley, Terrence	CB	5-9	185	5/5/1985	2	Colorado	Plano, Texas
24	Wilhite, Jonathan	CB	5-11	185	2/23/1984	2	Auburn	Monroe, La.
OFFENSE (24)								
#	NAME	POS	HT	WT	BORN	YR	COLLEGE	H.S. HOMETOWN
OFFENSIVE LINE (9)								
63	Connolly, Dan	OL	6-4	313	9/2/1982	4	Southeast Missouri St.	St. Louis, Mo.
77	Kaczur, Nick	T	6-4	315	7/28/1979	5	Toledo	Brantford, Ontario
67	Koppen, Dan	C	6-2	296	9/12/1979	7	Boston College	Whitehall, Pa.
64	LeVoi, Mark	T	6-7	310	7/29/1982	3	Notre Dame	Eden Prairie, Minn.
72	Light, Matt	T	6-4	305	6/23/1978	9	Purdue	Greenville, Ohio
70	Mankins, Logan	G	6-4	310	3/10/1982	5	Fresno State	Catheys Valley, Calif.
61	Neal, Stephen	G	6-4	305	10/9/1976	8	Cal State-Bakersfield	San Diego, Calif.
60	Ohnberger, Rich	OL	6-2	300	2/14/1986	R	Penn State	East Meadow, N.Y.
76	Vollmer, Sebastian	OL	6-8	315	7/10/1984	R	Houston	Kaarst, Germany
QUARTERBACK (2)								
12	Brady, Tom	QB	6-4	225	8/3/1977	10	Michigan	San Mateo, Calif.
8	Hoyer, Brian	QB	6-2	215	10/13/1985	R	Michigan State	North Olmstead, Ohio
WIDE RECEIVER (6)								
88	Aiken, Sam	WR	6-2	215	12/14/1980	7	North Carolina	Kenansville, N.C.
11	Edelman, Julian	WR	6-0	198	5/22/1986	R	Kent State	Redwood City, Calif.
81	Moss, Randy	WR	6-4	210	2/13/1977	12	Marshall	Rand, W. Va.
18	Slater, Matthew	WR	6-0	200	9/9/1985	2	UCLA	Anaheim, Calif.
19	Tate, Brandon	WR	6-1	195	10/5/1987	R	North Carolina	Burlington, N.C.
83	Welker, Wes	WR	5-9	185	5/1/1981	6	Texas Tech	Oklahoma City, Okla.
RUNNING BACK (5)								
33	Faulk, Kevin	RB	5-8	202	6/5/1976	11	Louisiana State	Carencro, La.
42	Green-Ellis, BenJarvus	RB	5-11	215	7/2/1985	2	Mississippi	New Orleans, La.
39	Maroney, Laurence	RB	5-11	220	2/5/1985	4	Minnesota	St. Louis, Mo.
34	Morris, Sammy	RB	6-0	220	3/23/1977	10	Texas Tech	San Antonio, Texas
21	Taylor, Fred	RB	6-1	228	1/27/1976	12	Florida	Belle Glade, Fla.
TIGHT END (2)								
86	Baker, Chris	TE	6-3	258	11/18/1979	8	Michigan State	St. Albans, N.Y.
84	Watson, Benjamin	TE	6-3	255	12/18/1980	6	Georgia	Rock Hill, S.C.
SPECIALISTS (3)								
#	NAME	POS	HT	WT	BORN	YR	COLLEGE	H.S. HOMETOWN
SPECIALISTS (3)								
3	Gostkowski, Stephen	K	6-1	215	1/28/1984	4	Memphis	Madison, Miss.
6	Hanson, Chris	P	6-2	202	10/25/1976	11	Marshall	Sharpsburg, Ga.
47	Ingram, Jake	LS	6-3	235	10/23/1985	R	Hawaii	Mililani, Hawaii
RESERVE/INJURY (4)								
#	NAME	POS	HT	WT	BORN	YR	COLLEGE	H.S. HOMETOWN
RESERVE/INJURY (4)								
66	Bussey, George	OL	6-3	305	10/24/1984	R	Louisville	Louisville, Ky.
98	Crable, Shawn	LB	6-5	243	12/26/1984	2	Michigan	Massillon, Ohio
53	McKenzie, Tyrone	LB	6-2	240	12/11/1985	R	South Florida	Riverview, Fla.
35	Taylor, Chris	RB	6-0	224	11/7/1983	4	Indiana	Memphis, Tenn.
RESERVE/MILITARY (3)								
#	NAME	POS	HT	WT	BORN	YR	COLLEGE	H.S. HOMETOWN
RESERVE/MILITARY (2)								
15	Barnes, Tyree	WR	6-0	196	4/15/1986	R	Navy	Hampton, Va.
44	Kettani, Eric	RB	5-11	235	3/26/1987	R	Navy	Kirtland, Ohio
15	White, Shun	WR	5-8	195	12/9/1985	R	Navy	Memphis, Tenn.



HOW THE PATRIOTS WERE BUILT

UPDATED: November 10, 2009

<u>YEAR</u>	<u>DRAFTTEES (27)</u>	<u>VETERAN FREE AGENTS (13)</u>	<u>WAIVERS (2) / TRADES (3)</u>	<u>ROOKIE AND FIRST-YEAR FREE AGENTS (8)</u>
1999	Kevin Faulk (2)			
2000	Tom Brady (6b)			
2001	Matt Light (2)			Stephen Neal (fa)
2002	Jarvis Green (4b)			
2003	Ty Warren (1) Dan Koppen (5)			
2004	Vince Wilfork (1a) Benjamin Watson (1b)			Eric Alexander (fa)
2005	Logan Mankins (1) Nick Kaczur (3b) James Sanders (4)			Mike Wright (fa)
2006	Laurence Maroney (1) Stephen Gostkowski (4b)			Pierre Woods (fa)
2007	Brandon Meriweather (1)	Chris Hanson (fa)(NO) Sammy Morris (5)(MIA) Adalius Thomas (6)(BAL)	Randy Moss (1)(tr-OAK) Wes Welker (fa)(tr-MIA)	
2008	Jerod Mayo (1) Terrence Wheatley (2) Jonathan Wilhite (4) Matthew Slater (5)	Sam Aiken (4)(BUF) Dan Connolly (fa)(JAX)	Mark LeVoir (fa) (W-STL)	BenJarvus Green-Ellis (fa) Gary Guyton (fa)
2009	Pat Chung (2a) Ron Brace (2b) Darius Butler (2c) Sebastian Vollmer (2d) Brandon Tate (3a) Rich Ohrnberger (4) Jake Ingram (6a) Myron Pryor (6b) Julian Edelman (7a)	Chris Baker (3)(NYJ) Tully Banta-Cain (7)(SF) Leigh Bodden (fa)(DET) Brandon McGowan (fa)(CHI) Rob Ninkovich (fa) Junior Seau (1) SD Shawn Springs (1)(WAS) Fred Taylor (1)(JAX)	Derrick Burgess (3) (tr-OAK) Bret Lockett (fa) (W-CLE) <u>RESERVE/INJURED (4)</u> George Bussey Shawn Crable Tyrone McKenzie Chris Taylor <u>RESERVE/MILITARY (3)</u> Tyree Barnes (fa) Eric Kettani (fa) Shun White (fa)	Kyle Arrington (fa) Brian Hoyer (fa)

NOTE: Team in parenthesis is the player's prior team
 (#) – indicates round drafted
 (fa) – indicates non-drafted free agents



2009 TRANSACTIONS

UPDATED: November 10, 2009

JANUARY, 2009

1/27/2009 Reese, Floyd Hired as Senior Football Advisor

FEBRUARY, 2009

2/3/2009 Boyer, Josh Named Defensive Backs Coach
2/3/2009 O'Brien, Bill Named Quarterbacks Coach
2/3/2009 O'Brien, Scott Hired as Special Teams Coach
2/5/2009 Cassel, Matt Designated Franchise Player
2/12/2009 Ossenfort, Monti Named National Scout
2/12/2009 Robinson, Jon Named Director of College Scouting
2/12/2009 Waldron, Shane Named Tight Ends Coach
2/17/2009 Washington, Kelley Released
2/17/2009 Yates, Billy Released
2/18/2009 Banta-Cain, Tully Signed as Veteran Free Agent (SF)
2/18/2009 Listorti, Brad Signed as First-Year Free Agent (NYJ)
2/20/2009 Yates, Billy Re-Signed
2/25/2009 Licht, Jason Hired as Director of Pro Personnel
2/25/2009 O'Shea, Chad Hired as Receivers Coach
2/27/2009 Taylor, Fred Signed as Veteran Free Agent (JAX)
2/27/2009 Robertson, Darrell Released
2/28/2009 Cassel, Matt Traded to Kansas City
2/28/2009 Vrabel, Mike Traded to Kansas City

MARCH, 2009

3/2/2009 Baker, Chris Signed as Veteran Free Agent (NYJ)
3/2/2009 Hochstein, Russ Re-Signed
3/5/2009 Alexander, Eric Re-Signed
3/5/2009 Hanson, Chris Re-Signed
3/5/2009 Lewis, Greg Acquired Via Trade (PHI)
3/5/2009 Sanders, James Re-Signed
3/10/2009 Hodel, Nathan Signed as Veteran Free Agent (ARZ)
3/11/2009 Bodden, Leigh Signed as Veteran Free Agent (DET)
3/11/2009 Springs, Shawn Signed as Veteran Free Agent (WAS)
3/16/2009 Johnson, Al Signed as Veteran Free Agent (MIA)
3/16/2009 Britt, Wesley Re-Signed
3/16/2009 Ventrone, Ray Re-Signed
3/16/2009 Williams, Tank Re-Signed
3/16/2009 Wright, Mike Re-Signed
3/19/2009 Galloway, Joey Signed as Veteran Free Agent (TB)
3/23/2009 Duckett, Damane Signed as Veteran Free Agent (SF)

APRIL, 2009

4/21/2009 Woods, Pierre Re-Signed
4/23/2009 Smith, Kenny Re-Signed
4/25/2009 Chung, Patrick Drafted
4/25/2009 Brace, Ron Drafted
4/25/2009 Butler, Darius Drafted
4/25/2009 Vollmer, Sebastian Drafted
4/26/2009 Tate, Brandon Drafted
4/26/2009 McKenzie, Tyrone Drafted
4/26/2009 Ohrnberger, Rich Drafted
4/26/2009 Bussey, George Drafted
4/26/2009 Ingram, Jake Drafted
4/26/2009 Pryor, Myron Drafted
4/26/2009 Edelman, Julian Drafted
4/26/2009 Richard, Darryl Drafted
4/26/2009 Hobbs, Ellis Traded to Philadelphia
4/29/2009 Ruud, Bo Released
4/30/2009 Smith, Alex Acquired Via Trade (TB)
4/30/2009 Appleby, Antonio Signed as Rookie Free Agent
4/30/2009 Hoyer, Brian Signed as Rookie Free Agent
4/30/2009 Love, Jamar Signed as Rookie Free Agent
4/30/2009 McClinton, Marcus Signed as Rookie Free Agent
4/30/2009 Porter, Jermail Signed as Rookie Free Agent

MAY, 2009

5/4/2009 Ciurciu, Vinny Signed as Veteran Free Agent (MIN)
5/4/2009 Williams, Stephen Signed as Veteran Free Agent (CAR)
5/4/2009 Cuff, Omar Signed as First-Year Free Agent (TB)
5/4/2009 Ortiz, Robert Re-Signed as First-Year Free Agent
5/4/2009 Barnes, Tyree Signed as Rookie Free Agent
5/4/2009 Kettani, Eric Signed as Rookie Free Agent
5/4/2009 Perez, Aaron Signed as Rookie Free Agent
5/4/2009 White, Shun Signed as Rookie Free Agent
5/5/2009 McGowan, Brandon Signed as Unrestricted Free Agent (CHI)
5/5/2009 Malone, Tom Released
5/11/2009 Nunn, Terrence Signed as Rookie Free Agent
5/26/2009 Duckett, Damane Released
5/26/2009 Listorti, Brad Released

MAY, 2009

5/27/2009 Lenon, Paris Signed as Unrestricted Free Agent (DET)
5/29/2009 Perez, Aaron Released

JUNE, 2009

6/1/2009 Malone, Tom Re-signed
6/4/2009 Pass, Patrick Signed as a Veteran Free Agent (NYG)
6/4/2009 Smith, Kenny Released
6/4/2009 Craig, Angelo Released
6/4/2009 Cuff, Omar Released
6/4/2009 McClinton, Marcus Released
6/11/2009 Pass, Patrick Released
6/16/2009 Ohrnberger, Rich Signed/Draft Choice
6/16/2009 Appleby, Antonio Released

JULY, 2009

7/13/2009 Butler, Darius Signed/Draft Choice
7/16/2009 Richard, Darryl Signed/Draft Choice
7/23/2009 Brace, Ron Signed/Draft Choice
7/23/2009 Vollmer, Sebastian Signed/Draft Choice
7/23/2009 Tate, Brandon Signed/Draft Choice
7/23/2009 Bussey, George Signed/Draft Choice
7/23/2009 Pryor, Myron Signed/Draft Choice
7/23/2009 Edelman, Julian Signed/Draft Choice
7/23/2009 Ortiz, Robert Released
7/23/2009 Barnes, Tyree Placed on Reserve/Military
7/23/2009 Kettani, Eric Placed on Reserve/Military
7/27/2009 Chung, Pat Signed/Draft Choice
7/27/2009 Spann, Antwain Released
7/28/2009 Jones, Herana-Daze Signed
7/28/2009 Porter, Jermail Released
7/29/2009 Ingram, Jake Signed/Draft Choice
7/29/2009 Love, Jamar Released

AUGUST, 2009

8/1/2009 Malone, Tom Released
8/2/2009 Love, Jamar Signed
8/2/2009 Ninkovich, Rob Signed
8/2/2009 Redd, Vince Released
8/3/2009 Walter, Andrew Signed
8/3/2009 Gutierrez, Matt Released
8/6/2009 Burgess, Derrick Acquired Via Trade (OAK)
8/6/2009 Johnson, Al Released
8/17/2009 Taylor, Chris Signed
8/17/2009 Smith, Le Kevin Traded to Denver for undisclosed draft pick
8/17/2009 White, Shun Placed on Reserve/Military
8/18/2009 Rogers, Roderick Signed
8/19/2009 Richardson, Mike Released
8/23/2009 DeVree, Tyson Released
8/25/2009 Hochstein, Russ Traded to Denver for undisclosed draft pick
8/25/2009 McKenzie, Tyrone Signed/Draft Choice
8/25/2009 Williams, Tank Released
8/26/2009 Ortiz, Robert Signed
8/31/2009 Bruschi, Tedy Announced his Retirement
8/31/2009 Hodel, Nathan Released
8/31/2009 O'Connell, Kevin Released
8/31/2009 LeVoi, Mark Placed on Reserve/P.U.P.
8/31/2009 McKenzie, Tyrone Placed on Reserve/Injured (knee)
8/31/2009 Tate, Brandon Placed on Reserve/N.F.I.

SEPTEMBER, 2009

9/4/2009 Ciurciu, Vinny Released
9/4/2009 Ortiz, Robert Released
9/4/2009 Rogers, Roderick Released
9/4/2009 Walter, Andrew Released
9/4/2009 Williams, Stephen Released
9/4/2009 Yates, Billy Released
9/5/2009 Adams, Titus Released
9/5/2009 Britt, Wesley Released
9/5/2009 Bussey, George Placed on Reserve/Injured (knee)
9/5/2009 Crable, Shawn Placed on Reserve/Injured (groin)
9/5/2009 Jones, Herana-Daze Released
9/5/2009 Lenon, Paris Released
9/5/2009 Love, Jamar Released
9/5/2009 Nunn, Terrence Released
9/5/2009 O'Callaghan, Ryan Released
9/5/2009 Richard, Darryl Released
9/5/2009 Smith, Alex Released
9/5/2009 Taylor, Chris Placed on Reserve/Injured (shoulder)



2009 TRANSACTIONS

SEPTEMBER, 2009

9/5/2009	Ventrone, Ray	Released
9/5/2009	Thomas, David	Traded to N.O. for an undisclosed draft pick
9/5/2009	Matthews, Michael	Acquired via trade (NY Giants)
9/6/2009	Seymour, Richard	Traded to Oak. for an undisclosed draft pick
9/6/2009	Simmons, Kendall	Signed
9/7/2009	Adams, Titus	Signed to the Practice Squad
9/7/2009	Brown, Patrick	Signed to the Practice Squad
9/7/2009	Grady, Adrian	Signed to the Practice Squad
9/7/2009	Terrence Nunn	Signed to the Practice Squad
9/7/2009	Darryl Richard	Signed to the Practice Squad
9/7/2009	Stanback, Isaiah	Signed to the Practice Squad
9/7/2009	Willingham, DeAngelo	Signed to the Practice Squad
9/7/2009	Lockett, Bret	Claimed off waivers from Cleveland
9/7/2009	Lewis, Greg	Released
9/8/2009	Agnone, Robbie	Signed to the Practice Squad
9/21/2009	Willingham, DeAngelo	Released from the Practice Squad
9/21/2009	Arrington, Kyle	Signed to the Practice Squad
9/22/2009	Burgess, Prescott	Acquired via trade (Baltimore)
9/22/2009	Wendell, Ryan	Released
9/24/2009	Wendell, Ryan	Signed to the Practice Squad
9/24/2009	Brown, Patrick	Released from the Practice Squad
9/28/2009	Sands, Terdell	Signed
9/28/2009	Burgess, Prescott	Released
9/30/2009	Burgess, Prescott	Signed to the Practice Squad
9/30/2009	Grady, Adrian	Released from the Practice Squad

OCTOBER, 2009

10/7/2009	Davis, Bruce	Signed to the Practice Squad
10/14/2009	Seau, Junior	Signed
10/14/2009	Sands, Terdell	Released
10/20/2009	Galloway Joey	Released
10/20/2009	Matthews, Michael	Released
10/25/2009	LeVoir, Mark	Activated to 53-man roster
10/25/2009	Tate, Brandon	Activated to 53-man roster

NOVEMBER, 2009

11/3/2009	Myers, Rob	Signed to the practice squad
11/3/2009	Agnone, Robbie	Placed on practice squad/injured (shoulder)
11/6/2009	Simmons, Kendall	Released
11/8/2009	Arrington, Kyle	Signed from the practice squad



UNOFFICIAL DEPTH CHART

Unofficial depth chart compiled by Patriots media relations, November 10, 2009

OFFENSE

WR: 83 Wes Welker	88 Sam Aiken	18 Matthew Slater
LT: 72 Matt Light	<u>76 Sebastian Vollmer</u>	
LG: 70 Logan Mankins	63 Dan Connolly	
C: 67 Dan Koppen	63 Dan Connolly	
RG: 61 Stephen Neal	<u>60 Rich Ohrnberger</u>	
RT: 77 Nick Kaczur	64 Mark LeVoir	<u>76 Sebastian Vollmer</u>
TE 84 Benjamin Watson	86 Chris Baker	
WR: 81 Randy Moss	<u>11 Julian Edelman</u>	<u>19 Brandon Tate</u>
QB: 12 Tom Brady	<u>8 Brian Hoyer</u>	
RB: 39 Laurence Maroney	34 Sammy Morris	21 Fred Taylor
RB: 33 Kevin Faulk	42 BenJarvus Green-Ellis	

DEFENSE

LE: 94 Ty Warren	<u>91 Myron Pryor</u>	
NT: 75 Vince Wilfork	99 Mike Wright	<u>92 Ron Brace</u>
RE: 97 Jarvis Green	<u>91 Myron Pryor</u>	
OLB 95 Tully Banta-Cain	58 Pierre Woods	50 Rob Ninkovich
ILB: 51 Jerod Mayo	52 Eric Alexander	
ILB: 59 Gary Guyton	55 Junior Seau	
OLB 96 Adalius Thomas	53 Derrick Burgess	
LCB: 29 Shawn Springs	22 Terrence Wheatley	<u>28 Darius Butler</u>
RCB 23 Leigh Bodden	24 Jonathan Wilhite	27 Kyle Arrington
SS: 31 Brandon Meriweather	<u>25 Pat Chung</u>	
FS: 30 Brandon McGowan	36 James Sanders	<u>38 Bret Lockett</u>

SPECIAL TEAMS

K: 3 Stephen Gostkowski	6 Chris Hanson	
P: 6 Chris Hanson	3 Stephen Gostkowski	
H: 6 Chris Hanson	<u>8 Brian Hoyer</u>	
PR: 83 Wes Welker	33 Kevin Faulk	22 Terrence Wheatley
KR: 18 Matthew Slater	39 Laurence Maroney	<u>28 Darius Butler</u>
LS: <u>47 Jake Ingram</u>		

PRONUNCIATION GUIDE

Leigh Bodden	BOD-in	Mark LeVoir	la-VORE
Stephen Gostkowski	gust-OW-ski	Jerod Mayo	je-ROD
Nick Kaczur	KÄ-zur	Adalius Thomas	ah-DAY-lus
Dan Koppen	COPE-en		