



PATRIOTS VS. BUCCANEERS

SERIES HISTORY

The Patriots and Buccaneers will meet this week for the first time since the 2005 season when New England shutout the Buccaneers 28-0 in a home victory.

Head coach Bill Belichick's first game as head coach of the Patriots came against Tampa Bay on Sept. 3, 2000. Tampa Bay claimed a 21-16 victory in that game, but the Patriots have won four of the six total games in the series, which dates back



to 1976, the first year of existence for the Buccaneers franchise. New England won the first three games in the series from 1976-88. Tampa Bay claimed the next two meetings, before the Patriots shutout victory in the last meeting between the two teams in 2005.

The Patriots beat the Buccaneers in 1988 and then went 17 years before their next

win against the Buccaneers in 2005.

The 17-year victory gap is the second longest for the Patriots, trailing only a 33-year win drought against the Washington Redskins.

Patriots 4, Buccaneers 2

Date	Result	Score	H/A	Stadium
12/12/76	W	31-14	A	Tampa Stadium
10/27/85	W	32-14	A	Tampa Stadium
12/11/88	W ot	10-7	H	Sullivan Stadium
11/16/97	L	7-27	A	Houlihan's Stadium
09/03/00	L	16-21	H	Foxboro Stadium
12/17/05	W	28-0	H	Gillette Stadium

SERIES TRENDS

Home Record	2-1
Foxboro Stadium	1-1
Gillette Stadium	1-0
Away Record	2-1
Tampa/Houlihan's Stadium	2-1
Raymond James Stadium	0-0
Total Points in Regular Season Series	124-83
Largest Margin of Victory	28 pts (12/17/05)
Largest Margin of Defeat	20 pts (11/16/97)
Longest Win Streak	3 games (1976-88)
Bill Belichick vs. Tampa Bay	2-1 (1-1 with New England)

TALE OF THE TAPE

2009 Regular Season	New England	Tampa Bay
Record	4-2	0-6
Divisional Standing	1st	4th
Total Yards Gained	2,428	1,666
Total Offense (Rank)	404.7 (4)	277.7 (28)
Rush Offense	116.3 (13)	99.5 (21)
Pass Offense	288.3 (5)	178.2 (22)
Points Per Game	27.2 (7)	14.8 (27)
Total Yards Allowed	1,760	2,221
Total Defense	293.3 (6)	370.2 (27)
Rush Defense	112.8 (20)	171.7(31)
Pass Defense	180.5 (7)	198.5 (11)
Points Allowed/Game	15.2 (3)	28.0 (29)
Possession Avg.	34:33	28:56
Sacks Allowed/Yards Lost	7/46	12/54
Sacks Made/Yards	10/78	10/63
Interceptions By	4	6
Penalties Against/Yards	34/281	36/267
Punts/Avg.	18/40.2	31/42.4
Takeaway/Giveaway Ratio	+8	-1

PATRIOTS VS. THE NFC

The Patriots have been successful against NFC teams in recent seasons, compiling a 29-4 (.879) regular-season record in the conference since 2001. Including the post-season, the Patriots are 32-5 (.865) against the NFC with a 3-1 Super Bowl record since 2001. During that time span, the Patriots have finished 4-0 against the NFC four times, including the last three seasons (2006-08). The Patriots have won 16 consecutive games against the NFC with the last loss coming in Week 2 of the 2005 season when Carolina beat the Patriots, 27-17 (9/18/05).

The Patriots are 1-0 so far in 2009 against the NFC following a 26-10 win over Atlanta on Sept. 27 at Gillette stadium.

PATRIOTS VS. NFC SOUTH

The Patriots play each of the teams from the NFC South this season as part of the NFL's schedule rotation that was implemented in 2002. New England lost its first game against the division, dropping a 27-17 decision at Carolina in Week Two in 2005. Following that loss, the Patriots have not lost to an NFC team. The Patriots hold an all-time mark of 20-13 (including postseason) against the four teams that make up the NFC South.

BRADY VS. TAMPA BAY

Tom Brady is 1-0 against Tampa Bay. In his only meeting against Tampa Bay (12/17/05), Brady led his team to a 28-0 victory by completing 20-of-31 pass attempts for 258 yards with three touchdowns and no interceptions for a QB rating of 112.8.

Brady owns a 25-4 record against NFC opponents in the regular-season.

MOSS VS. TAMPA BAY

Date	RECYDS	AVG.	LG	TD
09/06/19984	95	23.8	48t	2
11/01/19982	52	26.0	41	0
10/03/19994	120	30.0	61t	2
12/06/19992	32	16.0	16	0
10/09/20005	118	23.6	42t	1
10/29/20007	65	9.3	13	1
09/30/20015	86	17.2	39	0
10/28/20013	49	16.3	25t	1
11/03/20024	41	10.3	20	0
Totals	36	658	18.3	61t
			7	

CONNECTIONS

- Tampa Bay Buccaneers running backs coach **Steve Logan** was offensive coordinator for Boston College from 2007-08.
- Buccaneers assistant offensive line coach **Chris Mosley** was a graduate assistant coach at BC in 2007.
- Buccaneers college scout **Tom Throckmorton** was an assistant coach at B.C. in 1996.
- Patriots **LB Pierre Woods** and Buccaneers **FB B.J. Askew** were teammates at Michigan in 2001 and 2002. Askew was also a teammate of Patriots **QB Tom Brady** at Michigan during the 1999 season.
- Patriots **LB Eric Alexander** and Buccaneers **WR Michael Clayton** played together at LSU from 2000-03. Patriots **DL Jarvis Green** was also on the LSU squad with Alexander and Clayton from 2000-01.
- Patriots **LB Gary Guyton** and Bucs **LS Andrew Economos** were teammates at Georgia Tech from 2004-05. Both also went undrafted. Patriots **TE Michael Matthews** was also at Georgia Tech with **Economos** from 2003-05.
- Buccaneers **DT Chris Hovan** played his college football at Boston College from 1996-99 and was teammates with Patriots **C Dan Koppen** from 1998-99.



PATRIOTS VS. BUCCANEERS

CONNECTIONS (continued)

- **Koppen** was teammates with Tampa Bay **T Jeremy Trueblood** at BC in 2002.
- Buccaneers **LB Niko Koutouvides** grew up in Plainville, Conn. and attended Milford Academy (Milford, Conn.). Koutouvides and Patriots **T Matt Light** were teammates at Purdue in 2000.
- Patriots **WR Sam Aiken** and Buccaneers **DT Ryan Sims** played their college ball together for North Carolina from 1999-2001.
- Patriots **S James Sanders** and Buccaneers **RB Clifton Smith** were teammates at Fresno St. in 2004.
- Patriots **G Kendall Simmons** and Buccaneers **RB Carnell "Cadillac" Williams** were teammates at Auburn in 2004.
- Patriots **NT Vince Wilfork** and Tampa Bay **TE Kellen Winslow** were teammates at the University of Miami from 2001-03. Patriots **S Brandon Meriweather** was also a teammate from 2003-06.
- Patriots **WR Joey Galloway** played for the Tampa Bay Buccaneers from 2004-08. Galloway was also teammates with Bucs **WR Antonio Bryant** on the Dallas Cowboys from 2002-03.
- Patriots **TE Chris Baker** and Tampa Bay **FB B.J. Askew** played for the New York Jets together from 2003-06.
- Patriots **CB Leigh Bodden** was teammates with Buccaneers **C Jeff Faine** on the Cleveland Browns from 2003-05. Bodden was also teammates with Bucs **TE Kellen Winslow** on the Browns from 2004-07.
- **Faine** also played with Patriots **LB Rob Ninkovich** in New Orleans in 2006 and 2008.
- Patriots **WR Randy Moss** and **DT Chris Hovan** were teammates on the Minnesota Vikings from 2000-04.
- Patriots **RB Fred Taylor**, **OL Dan Connolly**, **P Chris Hanson** and Bucs' **QB Byron Leftwich** were teammates on the Jacksonville Jaguars from 2005-06.
- Patriots **LB Derrick Burgess** and Tampa Bay **P Dirk Johnson** played for the Philadelphia Eagles from 2003-04.
- Patriots **CB Shawn Springs** and Buccaneers **TE Jerramy Stevens** played for the Seattle Seahawks from 2002-03.
- Patriots **S Brandon McGowan** and Buccaneers **LB Rod Wilson** played together for the Chicago Bears from 2005-07.

LAST MEETING: PATRIOTS 28, BUCCANEERS 0

December 17, 2005 ★ Gillette Stadium (Att: 68,756)

	1	2	3	4	Final
Tampa Bay Buccaneers	0	0	0	0	— 0
New England Patriots	7	14	0	7	— 28

Tampa Bay came into the game with a 9-4 record, but the Patriots jumped out to a 7-0 lead on their first possession of the game and never looked back. With the victory, New England clinched its third consecutive AFC East title, winning its division for the fourth time in the last five years and for the sixth time in the 12 seasons since Robert Kraft purchased the team in 1994.

New England's defense controlled the game, recording seven sacks of Bucs signal caller Chris Simms while holding Tampa to just 30 total rushing yards. The Patriots did not allow the Bucs to penetrate deeper than New England's 33-yard line as they never mounted a serious scoring chance.

LAST MEETING: (continued)

On offense, Tom Brady threw for three touchdowns and compiled a 122.8 passer rating, completing 20 of 31 passes for 258 yards. David Givens led New England's receiving corps with a career-high 137 yards on six catches, including a touchdown, while Corey Dillon scored a rushing touchdown and also added a receiving score.

The Patriots produced their most complete game of the season, recording a 28-0 shutout over the Buccaneers in Foxborough.

THIS WEEK IN PATRIOTS HISTORY

October 21-26

Oct. 22, 1961-Larry Garron tore off the longest run from scrimmage in team history, scampering 85 yards for a touchdown as the Boston Patriots won at Buffalo, 52-21. The Patriots' 52 points that day stand as the third highest total in team history.

Oct. 25, 1984 - Hall of Fame receiver Raymond Berry is named the head coach of the Patriots, replacing Ron Meyer. Berry, a former Patriots assistant coach, became the team's ninth head coach.

Oct. 24, 2004 -The Patriots defeat the New York Jets 13-7 at Gillette Stadium, recording their 21st consecutive overall victory – a mark that stands as the all-time pro football record including regular-season and playoff games. New England lost its next game, ending the streak.

Oct. 21, 2007-Tom Brady throws a franchise-record six touchdown passes in a 49-28 win over the Dolphins. His 158.3 passer rating in the game is the first perfect rating in Patriots history.

INFREQUENT FOES

The Patriots and Buccaneers have met just six times in regular-season play. The Patriots' six games against Tampa Bay are the fewest against any team that entered the league prior to the most recent era of expansion, which began with the entry of Jacksonville and Carolina to the NFL in 1995.

LEAST FREQUENT PATRIOTS OPPONENTS

(Reg. Season and Playoffs, Not Including Recent Expansion Teams)

Opponent	Total Gms	First Mtg	Last Mtg	Record
Tampa Bay Buccaneers...	6	1976	2005	4-2
Washington Redskins.....	8	1972	2007	2-6
New York Giants	9	1970	2008	5-4
Detroit Lions	9	1971	2006	5-4
Green Bay Packers	9	1973	2006	4-5

PATRIOTS IN OCTOBER

The Patriots are 24-5 in October games since 2003, having swept the month in 2003, 2006 and 2007. The Patriots had an 11-game winning streak in the month of October that was snapped last season when New England dropped a 30-10 decision at San Diego (10/12/08).

GREATEST SHOW IN SNOW

The Patriots improved to 11-0 all-time in games in Foxborough when snow has fallen during the game after last week' win over the Titans.. Below is a list of all of the Patriots' snow games in Foxborough since they moved from Boston in 1971.

SNOW GAMES IN FOXBOROUGH (11-0)

Date	Opp.	Temp	Weather	W/L	Score
10/18/09	TEN	39	Snow	W	59-0
12/21/08	ARZ	30	Snow	W	47-7
12/04/05	NYJ	26	Light Snow	W	16-3
01/16/05	IND*	25	Snow	W	20-3
01/18/04	IND*	32	Light Snow	W	24-14
12/14/03	JAX	25	Snow in 2nd Half	W	27-13
12/07/03	MIA	28	Cold, Snow, Wind	W	12-0
01/19/02	OAK*	25	Snow, 3-5 inches	W	16-13 ot
12/04/83	NO	35	Cold, Snowing	W	7-0
12/12/82	MIA	22	Wind, Snow	W	3-0
12/10/78	BUF	28	Snow, Some Sun	W	26-24



LAST WEEK: PATRIOTS-TITANS

Patriots 59, Titans 0

October 18, 2009 ✪ Gillette Stadium

	1	2	3	4	Final
Tennessee Titans	0	0	0	0	0
New England Patriots	10	35	14	0	59

The New England Patriots set team records for points in a game (59) and total net yards (619) in a 59-0 victory against the Tennessee Titans in snowy conditions at Gillette Stadium. The Patriots 59-point victory ties the largest margin of victory by any team since the 1970 AFL-NFL merger, equaling the L.A. Rams' 59-point win over Atlanta on Dec. 4, 1976 (59-0).

QB Tom Brady completed 29-of-34 pass attempts for 380 yards with six touchdown passes, wide receivers Wes Welker (10-150-2 TDs) and Randy Moss (8-129-3 TDs) both went over 100 yards receiving, and RB Laurence Maroney added 123 yards rushing on the ground.

Brady had 345 yards passing in the first half alone, and set an NFL record with five touchdown passes in the second quarter. New England built a 45-0 halftime lead, the largest halftime lead in NFL history.

On defense, New England forced five turnovers and limited Tennessee to nine first downs and minus-seven yards passing. Tennessee is the first team since the merger to finish a game with negative passing yards. The Titans had two completions in the entire game, one for 15 yards and one for negative 22 yards.

New England led 10-0 in the first quarter behind a 45-yard touchdown run by Maroney and a 33-yard field goal by PK Stephen Gostkowski. Then, Brady had a historic second quarter with five touchdown passes. He had touchdown passes of 40 and 28 yards to Moss, 38 yards to Kevin Faulk and 30 and five yards to Welker.

New England forced three turnovers on Tennessee's first three drives in the second quarter and converted the turnovers into touchdowns for a 31-0 lead. The Patriots added two more touchdowns in the final five minutes of the half for a 45-0 halftime lead.

Brady opened the second half with a nine-play, 65-yard drive that ended with his sixth touchdown pass, a nine-yard touchdown to Moss for a 52-0 lead. Brady was replaced by backup QB Brian Hoyer on the next series. Hoyer completed his first five passes on a drive that ended with a one-yard touchdown run by Hoyer for a 59-0 lead.

TEAM RECORDS SET AGAINST TITANS

- Most points in a game (59)
- Most points in a half (45 in the first half)
- Most points in a quarter (35 in second quarter)
- Most total net yards in a game (619)
- Most passing net yards in a game (426, tie)
- Most touchdowns in a game (8, tie)
- Most passing yards in a half (Tom Brady, 345)
- Most passing touchdowns in a half (Tom Brady, 5 in first half)
- Most passing touchdowns in a game (Tom Brady, tie, 6)

NFL RECORDS SET AGAINST THE TITANS

- Most touchdown passes in a quarter (Tom Brady, 5 in the second quarter) and Largest halftime lead (45 points, 45-0)

GREATEST SHOW IN SNOW

The Patriots improved to 11-0 all-time in games in Foxborough in the snow and 10-0 in snow under Belichick.

NEW ENGLAND SETS RECORD WITH 59 POINTS

The Patriots' 59 points against the Titans set a new team record. The previous team best was 56 points scored at Buffalo on Nov. 18, 2007 (56-10) and against the N.Y. Jets on Sept. 9, 1979 (56-3). New England has now scored 50 or more points eight times in team history, including three times since Bill Belichick became coach of the Patriots in 2000.

7TH SHUTOUT IN BELICHICK ERA

The Patriots shut out Tennessee, recording their first shutout of the season and their first since downing the Buffalo Bills 13-0 in the 2008 season finale. The shutout was the seventh for the Patriots since Bill Belichick became head coach in 2000. New England had three shutouts in 2003, one in 2005, one in 2006 and one in 2008.

45-0 HALFTIME LEAD IS LARGEST EVER

New England's 45-0 halftime lead against the Titans was the largest halftime lead in NFL history. The previous largest halftime lead was 42 points, when Green Bay held a 49-7 lead vs. Tampa Bay on October 2, 1983.

PATRIOTS SCORE 45 IN FIRST HALF

The Patriots' 45 first half points are the most points in any half in franchise history. The previous best was 42 points in the first half at Miami on October 21, 2007. The 45-0 halftime margin is the largest in team history, besting the 42-7 halftime lead at Miami on October 21, 2007.

35-POINT SECOND QUARTER

The Patriots' 35 second quarter points are the most points that the Patriots have scored in a single quarter in team history, besting the 28 points the team scored in the second quarter at Miami on October 21, 2007.

BRADY GOES OVER 300 IN FIRST HALF

Tom Brady had 345 yards passing in the first half, setting a Patriots record for most passing yards in a half. His previous best was when he had 291 yards passing in the first half at Miami on October 21, 2007. Brady finished the game with 380 yards passing and now has 25 career 300-yard passing games. His 300-yard game total is second in New England history to Drew Bledsoe, who has 26 300-yard games. It was the second 300 yard game of the 2009 season for Brady. He passed for 378 yards in the season-opener vs. Buffalo (9/14).

BRADY THROWS FIVE TDS IN 2ND QT

Tom Brady's five touchdowns in the second quarter are the highest in a single quarter in NFL history. His five touchdowns tie the most in Brady's career in a single half. Brady also had five touchdowns in the first half at Miami on Oct. 21, 2007.

BRADY THROWS FOR SIX TOUCHDOWNS

Tom Brady tied a career high with six touchdown passes. He also had six scoring passes on October 21, 2007 at Miami. Brady has thrown for five touchdowns in a game two times and has had four touchdowns in a game seven times.

MARONEY GOES OVER 100 YARDS

Laurence Maroney registered his fifth career regular-season 100-yard game after finishing with 123 yards rushing. It is the second 100-yard game of the 2009 season for New England. Fred Taylor had a 105-yard rushing performance vs. Atlanta (9/27).

MARONEY SCORES ON A 45-TD RUN

RB Laurence Maroney's 45-yard touchdown run in the first quarter was the third longest run of his career. He had a career-best 59-yard touchdown run and a 51-yard run vs. Miami (12/23/07). It is the longest Patriots run since Lamont Jordan had a 49-yard touchdown at Oakland on December 14, 2008.

WELKER GOES OVER 100 YARDS

Wes Welker registered his first 100-yard receiving game of the 2009 season (the ninth 100-yard performance of his NFL career), finishing the game with 10 catches for 150 yards. Welker has had six or more receptions in 18 of his last 20 regular-season games.

PATS DEFENSE HOLDS TITANS TO -7 PASSING

The New England defense became the first to hold a team to negative passing yards since the merger. Tennessee completed just two pass attempts for negative seven yards.



INSIDE THE NUMBERS

MILESTONES APPROACHING

2

The number of receptions RB Kevin Faulk needs to become the 26th running back in NFL history with at least 400 receptions.

4

The number of field goals K Stephen Gostkowski needs to take over fourth place on the Patriots' all-time field goal list.

11

The number of receptions WR Joey Galloway needs to become the 30th player in NFL history with 700 career receptions.

11

The number of touchdown receptions Randy Moss needs to become the second player in NFL history with 150 receiving touchdowns. Moss can join Jerry Rice (197) as the only players in NFL history with 150 receiving touchdowns. In 11 seasons, Moss has 139 touchdown receptions.

19

The number of receptions WR Randy Moss needs to become the 10th player in NFL history to surpass 900 career receptions.

147

The number of rushing yards RB Kevin Faulk (3,245) needs to pass Don Calhoun (3,391 yards) for fifth place on the Patriots all-time rushing list.

223

The number of receiving yards WR Joey Galloway needs to become the 21st player in NFL history with 11,000 yards receiving.

303

The number of yards WR Randy Moss needs to become the seventh player in NFL history to reach 14,000 receiving yards. Moss is in ninth place all-time with 13,697 yards.

1488

The number of passing yards QB Tom Brady (28,170) needs to pass Patriots' all-time leader Drew Bledsoe (29,657).

PATRIOTS HALL OF FAME

1

The number of contributors in the Patriots Hall of Fame after Chairman and CEO Robert Kraft inducted William H. "Billy" Sullivan, the team's founder this year.

2

The number of Patriots Hall of Famers who also won League MVP honors (Gino Cappelletti in 1964 and Jim Nance in 1966).

4

The number of Patriots Hall of Famers who are also in the Pro Football Hall of Fame (John Hannah, Andre Tippett, Mike Haynes and Nick Buoniconti).

14

The number of players in the Patriots Hall of Fame following the induction of former RB Jim Nance.

STREAKING

7

The number of consecutive seasons in which the Patriots have won nine or more regular-season games. They are the only team in the NFL to have won at least nine games in each of the last seven seasons entering 2009.

19

The number of consecutive regular-season games the Patriots have won when a New England player has a 100-yard rushing game. The last time New England lost a game in which one of its runners broke the 100-yard mark was on Dec. 20, 2004, when the Patriots lost 29-28 at Miami despite a 121-yard effort by Corey Dillon.

19

The number of consecutive home games won by Tom Brady.

STREAKING (CONTINUED)

165

The number of consecutive home games the Patriots have sold out. The streak includes every preseason, regular-season and playoff game since the 1994 regular-season opener.

ACCOMPLISHMENTS

13

The number of times QB Tom Brady has earned AFC Offensive Player of the Week honors, after earning the award for his 378-yard passing effort in the Patriots' come-from-behind 25-24 win on opening week vs. Buffalo.

49

The number of 100-yard games by RB Fred Taylor, which ranks ninth in NFL history.

62

The number of 100-yard receiving games by WR Randy Moss, which ranks second in NFL history to WR Jerry Rice's 76 100-yard receiving games.

209

The number of touchdown passes QB Tom Brady has in his career. He is the 27th player in NFL history to reach 200 touchdowns.

THE KRAFT ERA

3

The number of Super Bowl championships the Patriots have won since Robert Kraft purchased the team in 1994. That mark is the highest total in the NFL over that span. Only Denver (2; 1997 and 1998) and Pittsburgh (2; 2005 and 2008) have won multiple Super Bowl titles since 1994.

5

The number of conference championships the Patriots have won since Robert Kraft purchased the team in 1994. That mark is the highest total in the NFL over that span. Pittsburgh has won three conference titles since 1994.

17

The number of playoff games the Patriots have won since Robert Kraft purchased the team in 1994. That mark is the highest total in the NFL over that span. Pittsburgh ranks second with 15 playoff wins over that span.

24

The number of playoff games the Patriots have appeared in since 1994. The mark is the highest in the NFL, ahead of the 23 games played by Pittsburgh.

THE BELICHICK ERA

4

Bill Belichick is one of just four head coaches to win three championships since the Super Bowl era began following the 1966 season. Coach Belichick joins three members of the Pro Football Hall of Fame in the exclusive club (Chuck Knoll 4, Joe Gibbs 3, and Bill Walsh 3). Belichick is the only coach to win three Super Bowls in the post-1993 salary cap era.

8

The number of consecutive home-opening wins in Belichick's nine Patriots seasons.

101-33

The Patriots' regular-season record since 2001 under Head Coach Bill Belichick. Under Belichick, the Patriots have won 75.4 percent of their regular-season games, recording the highest winning percentage of any major American professional sports team over that span.

120

The number of wins Coach Belichick has recorded since becoming Patriots head coach in 2000, including the post season.



PATRIOTS FOOTBALL NETWORK

The **Patriots Football Network** (PFN) is the full portfolio of media offerings from the three-time Super Bowl Champion New England Patriots. PFN provides Patriots content produced both in-house and with media partners spanning print, television, radio and the Internet.

PATRIOTS ALL ACCESS

Emmy-Award winning Patriots All Access airs weekly throughout the season on WBZ, Channel 4 in Boston and regional affiliates. Patriots All Access features exclusive, behind-the-scenes access and in-depth weekly features on Patriots players and personnel. Hosted by WBZ's Steve Burton, the show features weekly sit-downs with Coach Bill Belichick, including the popular "Belestrator" segment where the coach breaks down upcoming opponents.



Saturdays at 7:00 p.m and Sundays at 10:00 a.m. on **WBZ-TV Channel 4 in Boston**
 Sundays at 10:00 a.m. on **WNAC-TV in Providence**; Saturdays at 12:05 a.m. on **WMUR-TV in Manchester, N.H.**
 Saturdays at 5:00 a.m. on **WMTW-TV in Portland, Maine**; Saturdays at 5:00 p.m. on **WCTX-TV in Hartford, Conn.**
 Saturdays at 7:00 p.m. on **WFXQ-TV in Springfield, Mass.**; Sundays at 11:00 a.m. on **WVII-TV in Bangor, Maine**

TOTALLY PATRIOTS



Totally Patriots, a youth-oriented football show, airs each Sunday morning at 10 a.m. on WSBK, Channel 38 in Boston. Each week, Totally Patriots allows the next generation of Patriots fans unprecedented access to their favorite players, enabling them to ask questions in a relaxed, informal setting. The program also includes the opportunity to win college scholarships by writing weekly essays on the Patriots.

PATRIOTS TODAY AND PATRIOTS THIS WEEK

PATRIOTS TODAY: Available daily at Patriots.com and on Verizon Fios on Demand

PATRIOTS THIS WEEK: Saturdays at 10:00 p.m. on WSBK Channel 38 *Patriots Today* gives fans a daily, in-depth look at the club that is unmatched by any other outlet. The show is hosted by Kristina Akra with daily reports from Brian Lowe and twice-weekly analysis from PFW's Paul Perillo. This daily Webcast is dedicated exclusively to the Patriots and provides daily features, reports and commentary that will satisfy every fan's daily Patriots fix. Every Saturday night during the season on Channel 38, Kristina Akra will bring you *Patriots This Week*, providing a thorough recap of each week's developments.

PATRIOTS.COM NEWS

Patriots.com features daily updates and exclusive content from the writers of *Patriots Football Weekly*, offering everything from breaking news to player features and the popular "Ask PFW" postings.

VIDEO

The first professional sports team website to offer streaming video provides Patriots fans with a variety of exclusive video content. Visitors can choose their channel and watch exclusive video from news to cheerleaders. Patriots.com also features video of every Patriots press conference, including postgame press conferences and Coach Belichick's weekday media updates.

AUDIO

Patriots Web Radio programming is available exclusively on Patriots.com beginning at noon each day, Monday through Friday. Kicking off the programming lineup is PFW In Progress, a dailly online program that features candid commentary from the writers of *Patriots Football Weekly*. Following PFW In Progress is Patriots Playbook, hosted by John Rooke, featuring items from around the NFL. Stay tuned for the debut of new shows during the 2009 season. Patriots.com also offers streaming audio of every Patriots press conference, as well as archives of Patriots.com Radio shows. Patriots.com provides podcasts of Patriots.com radio offerings as well as exclusive content.

PATRIOTS MONDAY ON WEEI

WEEI Sports Radio broadcasts Patriots Monday each week, offering fans unique insight and analysis from Coach Belichick and Tom Brady in addition to other Patriots players. WEEI will broadcast Patriots Monday live from Gillette Stadium each Monday, kicking off with Dennis & Callahan at 6:00 a.m.

PATRIOTS FRIDAY ON WEEI

WEEI Sports Radio broadcasts Patriots Friday each week, offering fans a look ahead at the weekend's game, match ups and rivalries. Various Patriots players will be featured on air. WEEI will broadcast Patriots Fridays each week throughout the season, kicking off with Dennis & Callahan at 6:00 a.m., followed by Dale & Holley at 10:00 a.m. and The Big Show with Glenn Ordway from 2:00 to 6:00 p.m.

98.5 THE SPORTS HUB PATRIOTS RADIO NETWORK

A new era in Patriots Radio history begins this season, with the move of the game broadcasts to 98.5 FM, Boston's Sports Hub. The transition to Boston's new all-sports radio station insures that Patriots fans will continue to hear every kick, block and tackle in stereo, and without static, in crystal-clear FM quality. Fans all over New England will be able to listen in to any of 36 stations on the Safety Insurance 98.5 The Sports Hub Patriots Radio Network, starting with Patriots Preview three hours before kickoff, and capped off with Patriots Postgame for three hours after the final gun.



FLAGSHIP STATION

98.5 FM Boston's Sports Hub

MASSACHUSETTS

WAQY	Springfield	102.1 FM
WBEC	Pittsfield	1420 AM
WPKZ	Fitchburg	1280 AM
WNAW	N. Adams	1230 AM
WBSM	New Bedford	1420 AM
WPVQ	Greenfield	95.3 FM
WSAR	Fall River	1480 AM
WSBS	Gt. Barrington	860 AM
WWFX	Worcester	100.1 FM
WXTK	Hyannis	95.1 FM

NEW HAMPSHIRE

WTPL	Concord	107.7 FM
WSAK	Hampton	102.1 FM
WWHQ	Laconia	101.5 FM
WKNE	Keene	99.1 FM
WSHK	Portsmouth	105.3 FM
WSMN	Nashua	1590 AM
WPKQ	N. Conway	103.7 FM
WGAM	Manchester	1250 AM

RHODE ISLAND

WPRO	Providence	630 AM
WEAN	Providence	99.7 FM

VERMONT

WBTN	Bennington	1370 AM
WORK	Barre	107.1 FM
WKVT	Brattleboro	92.7 FM
WEAV	Burlington	960 AM
WIKE	Newport	1490 AM
WEXP	Rutland	101.5 FM
WSTJ	St Johnsbury	1340 AM
WMXR	Woodstock	93.9 FM

MAINE

WEBB	Augusta	98.5 FM
WWMJ	Bangor	95.7 FM
WBLM	Portland	102.9 FM
WEGP	Presque Isle	1390 AM


CONNECTICUT

WCCC	Hartford	106.9 FM
WXLN	New London	104.7 FM
WINY	Putnam	1350 AM
WGCH	Greenwich	1490 AM



ROBERT KRAFT NEWS & NOTES

Since Robert Kraft purchased the team in 1994, the Patriots have experienced one of the most dramatic turnarounds in the history of sports. In 15 seasons of ownership, Kraft has transformed one of the league's least successful clubs into what many observers view as a model NFL franchise. In the five seasons immediately preceding his purchase (1989-93), the Patriots were a moribund team, winning just 19 of 80 games (.311 pct.) and recording the worst record in the NFL over that span. When he bought the franchise on Jan. 21, 1994, Kraft announced his intention to bring a championship to New England, a tall order considering the team's previous success rate. But under Kraft's leadership, the Patriots have won eight division titles, five conference crowns and three Super Bowl championships. The Patriots have made five Super Bowl appearances since Kraft purchased the team, a period during which no other NFL franchise has earned more than three berths.



	Pre-Kraft 1960-93	1989-93	Kraft Era 1994-09
Overall Record	225-276-9	19-61	177-93
Winning Pct.	.450	.311	.655
Super Bowl Titles	0	0	3
Conference Titles	1	0	5
Division Titles	3	0	8
Playoff Seasons	5	0	10
Playoff Record	4-6	--	17-7
Home Playoff Games	1	0	11
Home Playoff Record	0-1	--	11-0

A CHAMPIONSHIP TRADITION

The Patriots, the Los Angeles Lakers and the San Antonio Spurs are the only teams from the four major professional sports leagues to have won three titles since 2001.

MULTIPLE LEAGUE CHAMPIONSHIPS SINCE 2001

Team	League	Titles
New England Patriots	NFL	3
Los Angeles Lakers.....	NBA	3
San Antonio Spurs.....	NBA	3
Boston Red Sox	MLB	2

CHAMPIONSHIP GAME/SERIES APPEARANCES SINCE 1994

Team	League	Appearances
New York Yankees	MLB	6
Los Angeles Lakers.....	NBA	6
Detroit Red Wings.....	NHL	6
New England Patriots	NFL	5
San Antonio Spurs.....	NBA	4
New Jersey Devils	NHL	4

SELLOUT STREAK

In the early 1990s, the Patriots seemed destined for relocation until Robert Kraft's purchase of the team rejuvenated local interest. In 1991, the season ticket base was just 17,635, barely enough to support the club. Now, the season-ticket base stands at a capped total of 61,759 and more than 50,000 fans are on a waiting list. The Patriots have sold out 165 consecutive home games (dating back to the 1994 regular-season opener).

SUCCESS STORY

Since Robert Kraft purchased the team in 1994, the Patriots have been one of the NFL's elite franchises. Over the first 15-plus years of Kraft's ownership, the Patriots own the NFL's highest winning percentage and have won more Super Bowl titles, more conference championships and more playoff games than any other NFL team.

SINCE ROBERT KRAFT PURCHASED THE TEAM IN 1994...

TOTAL VICTORIES SINCE 1994 (Incl. Postseason)

New England Patriots	177
Pittsburgh Steelers	170
Green Bay Packers	163
Indianapolis Colts.....	160
Denver Broncos.....	159
Philadelphia Eagles.....	147

WINNING PERCENTAGE SINCE 1994 (Incl. Postseason)

Team	W	L	T	Pct.
New England Patriots	177	93	0	.655
Pittsburgh Steelers	170	98	1	.634
Green Bay Packers	163	101	0	.617
Denver Broncos	159	100	0	.614
Indianapolis Colts	160	104	0	.606
Philadelphia Eagles	147	116	2	.558
Minnesota Vikings	144	115	0	.556

SUPER BOWL CHAMPIONSHIPS SINCE 1994

New England Patriots	3
Pittsburgh Steelers.....	2
Denver Broncos.....	2
9 Teams	1

CONFERENCE CHAMPIONSHIPS SINCE 1994

New England Patriots	5
Pittsburgh Steelers	3
Denver Broncos.....	2
Green Bay Packers	2
St. Louis Rams.....	2
16 Teams	1

PLAYOFF VICTORIES SINCE 1994

New England Patriots	17
Pittsburgh Steelers	15
Green Bay Packers	11
Philadelphia Eagles.....	11
Indianapolis Colts.....	9

PLAYOFF GAMES PLAYED SINCE 1994

New England Patriots	24
Pittsburgh Steelers	23
Green Bay Packers	20
Philadelphia Eagles.....	20
Indianapolis Colts.....	19
Denver Broncos.....	13
San Francisco 49ers	13

PLAYOFF SEASONS SINCE 1994 (Including 2008)

Indianapolis Colts.....	11
New England Patriots	10
Green Bay Packers	10
Pittsburgh Steelers	9
Philadelphia Eagles.....	9
Dallas Cowboys.....	8

PLAYOFF WINNING PERCENTAGE SINCE 1994

Team	W	L	Pct.
New England Patriots	17	7	.708
Arizona Cardinals	4	2	.666
Pittsburgh Steelers	15	8	.652
Baltimore Ravens	7	4	.636
Denver Broncos.....	8	5	.615
Carolina Panthers.....	6	4	.600

SINCE ROBERT KRAFT PURCHASED THE TEAM IN 1994...

SINCE ROBERT KRAFT PURCHASED THE TEAM IN 1994...



BILL BELICHICK NEWS & NOTES

THE HEAD COACH

Overall Record: 157-92 (.630)
Regular Season: 142-88 (.617)
Postseason: 15-4 (.789)
With Patriots overall: 120-47 (.719)
Overall since 2001: 115-36 (.762)
Super Bowl Titles: 5 (86, 90, 01, 03, 04)
Conf. Titles: 7 (86, 90, 96, 01, 03, 04, 07)
Division Titles: 13 (75, 78, 86, 89, 90, 96, 98, 01, 03, 04, 05, 06, 07)



Bill Belichick is the only head coach in NFL history to win three Super Bowl titles in a four-year span. Belichick spent 20 years as an assistant coach in the NFL and this is his 15th season as a head coach. According to the Elias Sports Bureau he is the only man in NFL history to serve 20 or more seasons as an assistant coach and at least 15 seasons as a head coach. Over a 100-game span from 2003-08, Belichick directed the team to an 82-18 record, marking the best 100-game span for any team in NFL history. In the 2007 season, Belichick led the Patriots to the fourth undefeated and untied regular season in the NFL's 88-year history and the first since the NFL established a 16-game schedule in 1978. He has led the Patriots to the Super Bowl four times in the last eight seasons and has produced six division championships in the last eight seasons, including five straight from 2003-07. Belichick's Patriots teams own the all-time NFL records for consecutive total victories (21 from 2003-04), consecutive regular-season victories (21 from 2006-08) and consecutive playoff victories (10 from 2001-05). Belichick owns the second best postseason record in NFL history (15-4) and is the winningest NFL head coach since 2001 (115-36). From 2003-04, he directed the Patriots to back-to-back Super Bowl titles while posting consecutive 17-win campaigns. Belichick has spent more seasons in the league than any other current NFL head coach, and in that time has been a part of five Super Bowl championship teams. His overall record of 120-47 with the Patriots gives him the most victories and the best winning percentage of any head coach in franchise history.

ELITE COMPANY

Bill Belichick is one of nine NFL head coaches to win three or more championships since the league began postseason play in 1933. With the Patriots' victory in Super Bowl XXXIX, Belichick joined an exclusive club in which each of the eight other members has been enshrined in the Pro Football Hall of Fame.

HEAD COACHES WITH THREE OR MORE NFL TITLES

(Listed alphabetically)

Head Coach	Championship Team(s)
Bill Belichick	New England Patriots
Paul Brown	Cleveland Browns
Weeb Ewbank	Baltimore Colts, New York Jets
Joe Gibbs	Washington Redskins
George Halas	Chicago Bears
Curly Lambeau	Green Bay Packers
Vince Lombardi	Green Bay Packers
Chuck Noll	Pittsburgh Steelers
Bill Walsh	San Francisco 49ers

BELICHICK'S PATRIOTS RENAISSANCE

Any successful project requires a sound plan, and once head coach Bill Belichick implemented his design on the Patriots, his approach has given him the best record of any NFL head coach who has coached at least 40 games since 2001.

NFL COACHES' RECORDS SINCE 2001

Coach	Team	W	L	T	Pct.
Bill Belichick	NE	115	36	0	.762
Tony Dungy	TB/IND	101	41	0	.711
Mike Tomlin	PIT	29	13	0	.690
Bill Cowher	PIT	70	35	1	.665
Wade Phillips	ATL/DAL	27	14	0	.658
Andy Reid	PHI	93	54	1	.632
Mike Martz	STL	46	29	0	.613
Mike Sherman	GB	50	36	0	.581

BELICHICK WINS 100th REGULAR-SEASON GAME WITH PATRIOTS

The Patriots' victory over Oakland on Dec. 14, 2008 was Bill Belichick's 100th regular-season victory as Patriots head coach. His 100th victory came in his 142nd regular-season game as head coach, and only three NFL coaches have won their 100th game with a team in fewer tries – Oakland's John Madden (136 games), Miami's Don Shula (137) and Cleveland's Paul Brown (138).

AMONG THE GREATS

Coach Belichick has recorded 157 career wins and is one of 17 coaches in NFL history to win 150 or more games. Belichick owns a career winning percentage of .630, which is tied with Curly Lambeau (.630) for third, behind Don Shula (.666) and George Halas (.682).

TOP WINNING PERCENTAGE AMONG HEAD COACHES WITH AT LEAST 150 WINS (INCL. POSTSEASON)

Head Coach	Team(s)	Years	W	L	T	Pct.
George Halas	CHI	1920-29,33-41,46-55,58-67	324	151	31	.682
Don Shula	BAL/MIA	1963-95	347	173	6	.666
Curly Lambeau	GB/CHC/WAS	1921-53	229	134	22	.630
Bill Belichick	CLV/NE	1991-95,00-09	157	92	0	.630
Joe Gibbs	WAS	1981-92,04-07	171	101	0	.629

NOTE: Winning percentage calculated using current NFL rules, counting a tie as a half-win, half-loss.

SUPER SUCCESS

Bill Belichick is one of just four head coaches to win three Super Bowl championships. Belichick is the only coach to win three Super Bowls in the post-1993 salary cap era.

MOST SUPER BOWL VICTORIES

HEAD COACH	TEAM	TITLES	SEASONS
Chuck Noll	PIT	4	1974, 1975, 1978, 1979
Bill Belichick	NE	3	2001, 2003, 2004
Joe Gibbs	WAS	3	1982, 1987, 1991
Bill Walsh	SF	3	1981, 1984, 1988

NOTE: Sorted by most recent championship. Super Bowls have determined NFL champion since 1966.

PLAYOFF SUCCESS

Coach Belichick has won 15 career playoff games, a total that is the fifth-highest by a head coach in NFL history.

MOST PLAYOFF WINS BY AN NFL HEAD COACH

Coach	Team(s)	Wins
Tom Landry	Dallas Cowboys	20
Don Shula	Baltimore Colts, Miami Dolphins	19
Joe Gibbs	Washington Redskins	17
Chuck Noll	Pittsburgh Steelers	16
Bill Belichick	Cleveland Browns, New England Patriots	15

POSTSEASON PROWESS

Bill Belichick is the second winningest head coach in NFL playoff history, trailing only the legendary Vince Lombardi, whose name is emblazoned on the Super Bowl trophy.

BEST POSTSEASON RECORDS IN NFL HISTORY

Head Coach	Team(s)	W	L	Pct.
Vince Lombardi	GB/WAS	9	1	.900
Bill Belichick	CLE/NE	15	4	.789

TOPS IN TEAM HISTORY

Bill Belichick is the most successful head coach in Patriots history. He has recorded more wins (120) and a higher winning percentage (.719) than any of the 13 previous head coaches.

WINNINGEST HEAD COACHES IN PATRIOTS HISTORY

Coach	Years	Career Winning Pct.	Overall W-L-T	Playoff W-L
Bill Belichick	2000-09	.719	120-47-0	14-3
Raymond Berry	1984-89	.554	51-41-0	3-2
Pete Carroll	1997-99	.549	28-23-0	1-2
Ron Meyer	1982-84	.529	18-16-0	0-1



QB Tom Brady News & Notes

RECORDING SUCCESS

Tom Brady has quarterbacked the Patriots to victories in 91 of his 117 career regular-season starts, compiling a .777 winning percentage and giving him the best record of any quarterback in the Super Bowl Era (since 1966). Including his 14-3 record in the playoffs, he is 105-29 (.784) as a starter.



TOP WINNING PERCENTAGES IN SUPER BOWL ERA

(Since 1966, Minimum 50 Starts, Regular Season Only)

Player	Team(s)	Years	W	L	T	Pct.
Tom Brady	NE	2000-09	91	26	0	.777
Roger Staubach	DAL	1969-79	85	29	0	.746
Joe Montana	SF/KC	1979-94	117	47	0	.713

ACTIVE QUARTERBACKS WINNING PERCENTAGE

Minimum 32 Starts (two full seasons), Regular Season Only

Quarterback	Team(s)	W	L	T	Pct.
Tom Brady	NE	91	26	0	.777
Philip Rivers	SD	27	11	0	.711
Ben Roethlisberger	PIT	44	18	0	.710
Peyton Manning	IND	111	55	0	.669
Donovan McNabb	PHI	76	40	0	.655
Brett Favre	GB/NYJ/MIN	166	93	0	.641
Jake Delhomme	CAR	41	30	0	.577

MOST VICTORIES / FIRST 100 STARTS IN SUPER BOWL ERA

Player	Team(s)	1st Start	100th Start	Wins
Tom Brady	NE	9/30/01	10/14/07	76
Roger Staubach	DAL	9/20/70	9/16/79	76
Ken Stabler	OAK/HOU	10/17/71	9/21/80	72
Terry Bradshaw	PIT	9/20/70	11/27/78	68
Brett Favre	GB	9/27/92	10/25/98	68
Joe Montana	SF	12/2/79	9/18/88	68

TOM BRADY'S RECORD AS A STARTER

	Reg. Season	Playoffs	Total
Overall:	91-26	14-3	105-29
Home:.....	50-10	8-0	58-10
Road:.....	41-16	6-3*	47-19*

By Yardage Total

Less than 200:.....	21-11	3-0	24-11
200-299:.....	47-13	9-2	56-15
300 or more:.....	23-2	2-1	25-3

Other Records

On Artificial Turf.....	41-2	4-1	45-3
Temp. Below 40.....	20-3	8-0	28-3
Thanksgiving or later.....	34-6	14-3	48-9
Leading at Halftime:.....	71-4	10-2	81-6
Leading after 3 Qtrs:.....	74-2	9-2	83-4
Overtime:.....	6-1	1-0	7-1
Final margin <7 pts:.....	26-4	6-2	32-6
Final margin <4 pts:.....	16-5	6-1	22-6
Passer rating >100.0:.....	47-1	6-0	53-1

*-Includes three Super Bowls at neutral sites

WINNINGEST COACH/QB TANDEM

Bill Belichick and Tom Brady are 91-26 (.777) as a head coach-starting quarterback tandem, marking the best winning percentage of any coach-quarterback tandem since the 1970 AFL-NFL Merger. In the playoffs, the tandem is 14-3 (.824), for an overall record of 105-29 (.784).

WINNINGEST COACH/QB TANDEM SINCE 1970

(Regular Season Only)

Quarterback/Head Coach	Team	W	L	T	Pct.
Tom Brady/Bill Belichick	NE	91	26	0	.777
Ken Stabler/John Madden	OAK	60	19	1	.756
Jim McMahon/Mike Ditka	CHI	46	15	0	.754
Peyton Manning/Tony Dungy	IND	73	24	0	.753

BRADY IN ELITE COMPANY

Tom Brady passed Steve Grogan into second place on the Patriots all-time passing yards list at the Jets (9/20/09) and needs 1,488 yards to pass Drew Bledsoe and take over first place in franchise history.

PATRIOTS ALL-TIME LEADING PASSERS

Player	YEARS	ATT	COMP	YARDS
Drew Bledsoe	1993-01	4,518	2,544	29,657
Tom Brady	2000-09	3,894	2,457	28,170
Steve Grogan	1975-90	3,593	1,879	26,886

30,000 YARDS PASSING WITHIN REACH

Brady needs 1,830 yards to reach the 30,000-yard milestone. Three players may hit the 30,000-yard mark in 2009: Brady, Donovan McNabb (Philadelphia, 29,932) and Drew Brees (New Orleans, 27,658). Kurt Warner reached the milestone in Week 6. If all of those other players reach the milestone, then the NFL List will expand to 33 players in NFL History.

200 TOUCHDOWNS

Brady became the 27th player in NFL history to reach 200 touchdowns with his 36-yard touchdown pass to TE Chris Baker in the fourth quarter of the Atlanta game (9/27). Brady reached the milestone in a short period of time. His 209 career NFL touchdowns are tied with Jim Hart for 23rd place in NFL history.

NFL RECORD BOOK / FASTEST TO 200 TOUCHDOWN PASSES

Games	Player	Team(s)	NFL Debut	200th TD
89	Dan Marino	Miami	9/19/83	9/17/89
106	Peyton Manning	Indianapolis	9/6/98	11/21/04
107	Brett Favre	Atlanta/Green Bay	10/27/91	11/15/98
116	Tom Brady	New England	11/23/00	9/27/09
121	Johnny Unitas	Baltimore Colts	1956	1963

BRADY'S COMEBACKS

Tom Brady has engineered 29 career game-winning performances to lead his team to a victory from a fourth-quarter deficit or tie. He has accomplished the feat 23 times in the regular season and six times in the playoffs.

TOM BRADY'S GAME-WINNING PERFORMANCES (29)

Date	Opp.	Score	Time Remaining				Passing Statistics [^]				Final
			in Reg.	Att	Cmp	Yds	TD	Int	Yds	TD	
09/14/09	BUF	13-24	5:32	11	13	112	2	0	25-24		
12/29/07	at NYG	23-28	15:00	12	8	130	1	0	38-35		
12/03/07	at BAL	17-24	14:25	17	7	113	1	0	27-24		
11/25/07	PHI	24-28	15:00	16	11	109	0	0	31-28		
11/04/07	at IND	10-20	9:42	10	8	144	2	0	24-20		
01/14/07	at SD*	13-21	8:35	14	9	122	1	1	24-21		
12/03/06	DET	13-21	13:07	15	14	101	0	0	28-21		
11/26/06	CHI	10-10	14:46	7	6	98	1	0	17-13		
11/13/05	at MIA	15-16	2:53	2	2	76	1	0	23-16		
10/30/05	BUF	7-16	10:07	4	4	69	0	0	21-16		
10/09/05	at ATL	28-28	3:52	2	2	17	0	0	31-28		
09/25/05	at PIT	10-13	14:19	12	12	167	0	0	23-20		
02/06/05	PHI**	14-14	15:00	4	2	33	0	0	24-21		
10/03/04	at BUF	17-17	15:00	4	2	8	1	0	31-17		
02/01/04	CAR**	29-29	1:08	5	4	47	0	0	32-29		
01/10/04	TEN*	14-14	15:00	11	6	27	0	0	17-14		
11/30/03	at IND	31-31	10:21	6	3	31	1	0	38-34		
11/23/03	at HST	13-20	3:11	14	10	133	1	0	23-20 ot		
11/03/03	at DEN	23-26	2:51	4	5	58	1	0	30-26		
10/19/03	at MIA	13-13	15:00	10	7	147	1	0	19-13 ot		
10/05/03	TEN	24-27	4:40	1	1	15	0	0	38-30		
12/29/02	MIA	13-24	4:59	13	8	69	1	0	27-24 ot		
11/10/02	at CHI	19-30	5:16	14	9	116	2	0	33-30		
09/22/02	KC	38-38	0:00	5	4	46	0	0	41-38 ot		
02/03/02	STL**	17-17	1:21	8	5	53	0	0	20-17		
01/19/02	OAK*	3-13	15:00	27	20	138	0	0	16-13 ot		
12/16/01	at BUF	6-9	5:57	13	9	116	0	0	12-9 ot		
12/02/01	at NYJ	14-16	15:00	7	6	56	0	0	17-16		
10/14/01	SD	16-26	8:48	18	13	130	1	0	29-26 ot		

[^]-Statistics are from the time noted until the end of the game * Divisional Playoffs ** Super Bowl

AFC PLAYER OF THE WEEK HONOR

Tom Brady was named AFC Offensive Player of the Week by the National Football League for his performance in the Patriots' 25-24 comeback victory over the Buffalo Bills on Monday Night Football. It marked the 13th time in his career that Brady has earned the AFC Player of the Week honor.



WR RANDY MOSS NEWS & NOTES

MOSS: ALL-TIME LEADER IN RECEPTIONS PER TD

Over his 11-year NFL career, Randy Moss has averaged one touchdown for every 6.34 receptions, a total that is the best in NFL history among any receiver with at least 500 receptions. Moss has caught 139 touchdowns out of 881 career receptions. Lance Alworth, who played 11 seasons for San Diego and Dallas from 1962-72, caught 85 touchdowns out of 542 career receptions for an average of one score every 6.38 receptions.



ALL-TIME NFL LEADERS / RECEPTIONS PER TOUCHDOWN (Minimum 500 career receptions)

Player	Team(s)	Years	Rec	TD	Rec/TD
Randy Moss	MIN/OAK/NE	1998-2009	881	139	6.34
Lance Alworth	SD/DAL	1962-1972	542	85	6.38
Nat Moore	MIA	1974-1986	510	74	6.89
Terrell Owens	SF/PHI/DAL/BUF	1996-2009	966	140	6.90
Mark Clayton	MIA/GB	1983-1993	582	84	6.93
Don Maynard	NYG/NYJ/STL	1958,60-73	633	88	7.19

MOSS IS NFL'S PREMIER TD RECEIVER

Since entering the NFL in 1998, Randy Moss has caught 139 touchdown passes, more than any other player over that span. Since joining the Patriots via trade prior to the 2007 season, Moss has caught 38 touchdowns – also the best in the league over that span. In terms of overall touchdowns (rushing, receiving and returning), Moss has totaled 140 scores since entering the league in 1998 (139 via reception and one via punt return), a tally that ranks second only to LaDainian Tomlinson (142 touchdowns) over that span. Last season, Moss's 11 touchdown receptions led the AFC and tied for third in the NFL.

NFL TOUCHDOWN RECEPTION LEADERS SINCE MOSS JOINED THE PATRIOTS IN 2007

Player	Team(s)	Rec	Yds	TD
Randy Moss	NE	205	2,997	38
Larry Fitzgerald	ARZ	231	3,200	27
Terrell Owens	DAL/BUF	165	2,622	26
Greg Jennings	GB	150	2,516	22
Anquan Boldin	ARZ	189	2,197	21

NFL TOUCHDOWN RECEPTION LEADERS SINCE MOSS ENTERED THE NFL IN 1998

Player	Team(s)	Rec	Yds	TD
Randy Moss	MIN/OAK/NE	881	13,697	139
Terrell Owens	SF/PHI/DAL/BUF	871	12,881	128
Marvin Harrison	IND	965	12,878	114
Tony Gonzalez	KC/ATL	906	10,839	77
Torry Holt	STL/JAX	896	13,067	74
Hines Ward	PIT	841	10,379	74

MOSS 6TH ON NFL'S ALL-TIME TD LIST

Moss is sixth all-time in career touchdowns with 140, behind active leaders WR Terrell Owens and RB LaDainian Tomlinson.

NFL'S ALL-TIME TOUCHDOWN LEADERS

Rk	Player	Season	TD
1	Jerry Rice	1985-2004(20)	208
2	Emmitt Smith	1990-2004(15)	175
3	Marcus Allen	1982-1997(16)	145
4t	LaDainian Tomlinson	2001-2009(9)	142
4t	Terrell Owens	1996-2009(14)	142
6	Randy Moss	1998-2009(12)	140
7	Marshall Faulk	1994-2005(12)	136

MOSS HAS 10TH CAREER 10-CATCH GAME

Moss had 10 catches in the win vs. Atlanta (9/27), making it his 10th game with 10 or more catches. The 10-catch performance was Moss's second of 2009 – he tied a career high with 12 catches in the season-opener vs. Buffalo (9/14). Moss now has three 10-catch games with New England.

MOSS AMONG ALL-TIME LEADERS

Randy Moss is among the NFL's all-time leaders in two major receiving categories – career touchdown receptions and receiving yards per game. In his 10-plus seasons, Moss has caught 139 touchdown passes and is one of just five receivers in NFL history to break the 125-touchdown mark. Additionally, Moss has averaged 77.8 receiving yards per game during his career, a mark that ranks second all-time.

NFL ALL-TIME LEADERS / RECEIVING TOUCHDOWNS

Player	Years	Team(s)	TDs
Jerry Rice	1985-2004	SF/OAK/SEA	197
Terrell Owens	1996-2009	SF/PHI/DAL/BUF	140
Randy Moss	1998-2009	MIN/OAK/NE	139
Cris Carter	1987-2002	PHI/MIN/MIA	130
Marvin Harrison	1996-2008	IND	128
Tim Brown	1988-2004	LA(A)/OAK/TB	100
Steve Largent	1976-1989	SEA	100

NFL ALL-TIME LEADERS / RECEIVING YARDS PER GAME (Minimum 100 Games Played)

Player	Years	Team(s)	Gms	Yds	Yd/G
Torry Holt	1999-2008	STL/JAX	164	13,067	79.7
Randy Moss	1998-2009	MIN/OAK/NE	176	13,697	77.8
Marvin Harrison	1996-2008	IND	190	14,580	76.7
Jerry Rice	1985-2004	SF/OAK/SEA	303	22,895	75.6
Lance Alworth	1962-1972	SD/DAL	136	10,266	75.5
Michael Irvin	1988-1999	DAL	159	11,904	74.9

NFL ALL-TIME LEADERS / 100-YARD RECEIVING GAMES

Player	Team(s)	Years	Gms
Jerry Rice	SF/OAK/SEA	1985-2004	76
Randy Moss	MIN/OAK/NE	1998-2009	62
Marvin Harrison	IND	1996-2008	59
Don Maynard	NYG/NYJ/STL	1958, 60-73	50

NFL ALL-TIME LEADERS / GAMES WITH 2+ TD REC.

Player	Team(s)	Years	Gms
Jerry Rice	SF/OAK/SEA	1985-2004	44
Randy Moss	MIN/OAK/NE	1998-2009	33
Terrell Owens	SF/PHI/DAL/BUF	1996-2009	30
Marvin Harrison	IND	1996-2008	29
Cris Carter	PHI/MIN/MIA	1987-2002	29
Don Hutson	GB	1935-1945	28

MOSS MOVING UP ALL-TIME LISTS

Moss has 38 receptions in 2009 and is in 12th place on the NFL's All-Time Reception list with 881 career receptions. He can become the 10th player to surpass 900 career receptions in 2009. He is one of 23 players to have at least 800 receptions.

MOSS MOVING UP ALL-TIME LISTS

Randy Moss currently ranks ninth on the NFL's all-time receiving yards list with 13,697 receiving yards. He is one of 11 players in NFL history to total at least 13,000 receiving yards. Moss moved into the top 10 on the NFL's receiving yardage list on Dec. 14, 2008 at Oakland. Moss needs 303 yards receiving to become the seventh player in NFL history to reach 14,000 yards.

NFL ALL-TIME LEADERS / RECEIVING YARDS

Rk	Player	Team(s)	Years	Yards
1	Jerry Rice	SF/OAK/SEA	1985-2004	22,895
2	Isaac Bruce	STL/SF	1994-2009	15,111
3	Tim Brown	OAK/TB	1988-2004	14,934
4	Marvin Harrison	IND	1996-2008	14,580
5	Terrell Owens	SF/PHI/DAL/BUF	1996-2009	14,337
6	James Lofton	GB/OAK/BUF/STL/PHI	1978-1993	14,004
7	Cris Carter	PHI/MIN/MIA	1987-2002	13,899
8	Henry Ellard	LA(N)/WAS/NE	1983-1998	13,777
9	Randy Moss	MIN/OAK/NE	1998-2009	13,697
10	Andre Reed	BUF/WAS	1985-2000	13,198



WR Wes Welker News & Notes

WELKER LEADS NFL IN RECEPTIONS SINCE 2007

Wes Welker leads the NFL with 259 receptions since the start of 2007. In 2007, he set a Patriots franchise record with 112 receptions, tying him for the NFL lead and setting a league record for most receptions in a player's first season with a new team. In 2008, he nearly replicated that feat, with his 111 receptions placing second in the NFL. Welker joined the Patriots in a trade with the Miami Dolphins prior to the 2007 season, and since then is the NFL's leading receiver.



2007-PRESENT NFL RECEPTION LEADERS

Player	Team	Rec.	Yds	TD
Wes Welker	NE	259	2,717	14
T.J. Houshmandzadeh	CIN/SEA	235	2,406	18
Brandon Marshall	DEN	235	2,922	17
Larry Fitzgerald	ARZ	231	3,200	27
Tony Gonzalez	KC/ATL	218	2,497	18
Reggie Wayne	IND	218	3,114	20

WELKER AVERAGING 7 CATCHES A GAME

Wes Welker is averaging 7.2 receptions per game since joining New England in 2007. His 7.2 average is the highest in the NFL during that time.

MOST RECEPTIONS PER GAME SINCE 2007 (Minimum -20 games)

Player	Team	Average
Wes Welker	New England Patriots	7.2
Andre Johnson	Houston Texans	6.8
Anquan Boldin	Arizona Cardinals	6.5
T.J. Houshmandzadeh	Seattle Seahawks	6.4
Brandon Marshall	Denver Broncos	6.4

WELKER TOTALS ARE HIGH

Wes Welker has had six or more receptions in 18 of his last 20 regular-season games. He caught 12 passes in the 2009 season-opener vs. Buffalo (9/14). After missing two games with an injury, Welker returned and caught 6 passes vs. Baltimore (10/11) followed by 8 at Denver (10/11) and 10 vs. Tennessee last Sunday.

Wes Welker caught at least six passes in each of the first 11 games in 2008. Welker is the first player in NFL history to have six or more catches in the first 11 games of a season.

MOST CONSEC. GAMES WITH 6+ REC. TO OPEN SEASON

Player	Team	Year	Games
Wes Welker	New England Patriots	2008	11
Jimmy Smith	Jacksonville Jaguars	2001	8

WELKER NAMED TO PRO BOWL SQUAD

Wes Welker was named to his first career Pro Bowl after the 2008 season and is the fifth Patriots wide receiver to earn Pro Bowl honors since the 1970 AFL-NFL merger, joining Randy Moss (2007), Troy Brown (2001), Terry Glenn (1999) and Stanley Morgan (1979-80 and 1986-87). 100-catch seasons and is the first player to achieve the feat with the Patriots.

WELKER RECORDS 12 CATCHES

Wes Welker tied his second-highest single-game reception total with 12 catches in the season-opener vs. Buffalo (9/14). His dozen receptions trail only his career-high 13 catches vs. Philadelphia on Nov. 25, 2007. Welker's other 12-catch game was last season at Seattle on Dec. 7, 2008. His 12 receptions tie the fifth-highest single-game total in team history, behind Troy Brown's team-record 16 catches on Sept. 22, 2002 and three 13-catch performances (Welker, 11/25/07; Deion Branch, 9/29/02; Terry Glenn, 10/3/99). With 12 catches against Buffalo and 10 vs. Tennessee, Welker has six career regular-season games with 10 or more catches.

WELKER RECORDS 12 CATCHES

PATRIOTS SINGLE-GAME RECEPTION LEADERS

Player	Date	Opp.	Rec.	Yds
Troy Brown	09/22/02	KC	16	176
Wes Welker	11/25/07	PHI	13	149
Deion Branch	09/29/02	at SD	13	128
Terry Glenn	10/03/99	at CLV	13	214
Wes Welker	09/14/09	vs. BUF	12	93
Randy Moss	09/14/09	vs. BUF	12	141
Wes Welker	12/07/08	at SEA	12*	134
Troy Brown	12/04/00	KC	12	119
Ben Coates	11/27/94	at IND	12	119

*-Also caught a 2-point conversion pass in addition to his 12 receptions

ANOTHER HISTORIC PERFORMANCE

Wes Welker's 111 receptions in 2008 stand as the second-highest single-season total in team history. Welker's 111 catches were just one shy of his franchise-record 112 catches in 2007. Welker can join Jerry Rice (3), Herman Moore (3) and Marvin Harrison (4) as the only players to catch 100 passes in three consecutive seasons.

PATRIOTS SINGLE-SEASON RECEPTION LEADERS

Player	Season	Rec.	Yds	TD
Wes Welker	2007	112	1175	8
Wes Welker	2008	111	1165	3
Troy Brown	2001	101	1199	5
Randy Moss	2007	98	1493	23
Troy Brown	2002	97	890	3
Ben Coates	1994	96	1174	7

WELKER PILES UP YARDS

Wes Welker led the Patriots with 1,165 receiving yards in 2008 and joined Randy Moss in recording the first back-to-back 1,000-yard receiving seasons in Patriots history. Moss also had 1,000 receiving yards in 2007 and 2008. Welker's 1,165 yards in 2008 rank sixth on the Patriots' all-time single-season list. In 2007, Welker totaled 1,175 receiving yards – a performance that ranked fourth in team history. In the franchise's 49-year history, there have been 11 single-season performances of 1,000 receiving yards and Welker owns two of them.

PATRIOTS SINGLE-SEASON RECEIVING YARD LEADERS

Player	Season	Yds	Rec.	TD
Randy Moss	2007	1493	98	23
Stanley Morgan	1986	1491	84	10
Troy Brown	2001	1199	101	5
Wes Welker	2007	1175	112	8
Ben Coates	1994	1174	96	7
Wes Welker	2008	1165	111	3
Terry Glenn	1999	1147	69	4
Terry Glenn	1996	1132	90	6

WELKER'S ROUTE TO THE NFL

Despite being named the Oklahoma football player of the year by both the *USA Today* and the *Daily Oklahoman*, Wes Welker's only scholarship offer came from Texas Tech, and only after a player that committed to Texas Tech backed out.

"I was thinking I'd get a scholarship somewhere," Welker said. "When it didn't happen when it was supposed to I was pretty hurt by it."

Welker had an impressive collegiate career, accumulating 259 receptions and eight punts returned for touchdowns. He even won a national award as the best special teams player in the country. Despite those accolades, he was passed over in the 2004 NFL draft and signed with San Diego as a free agent. He made the team, then was cut after the first game.


He signed with Miami soon after and was used just on special teams. He caught New England's eye with a 71-yard punt return on Monday Night Football in a game against the Patriots. He was acquired by the Patriots in a trade with Miami in 2007.



PATRIOTS NEWS & NOTES

MEMBER OF 2000/2000 CLUB FOR THE 2000s

Kevin Faulk is one of just 13 NFL players this decade to total at least 2,000 rushing yards and at least 2,000 receiving yards, and is one of only six players to have at least 2,000 rushing yards and at least 3,000 receiving yards. Faulk has totaled 3,018 rushing yards and 3,358 receiving yards since 2000, joining an exclusive list of elite players who have achieved the feat. Faulk is one of just seven players who reached the milestone with just one team. In the 1990s, there were 13 players who achieved the 2000/2000 milestone; 22 players did it in the 1980s; nine players achieved the feat in the 1970s.



PLAYERS WITH 2,000 RUSHING YARDS AND 2,000 RECEIVING YARDS SINCE 2000

(Listed Alphabetically)

Player	Team	Rushing	Receiving
Tiki Barber*	NYG	9514	3927
Warrick Dunn*	TB/ATL	8347	2944
Kevin Faulk	NE	3018	3358
Marshall Faulk*	STL	5578	3023
Charlie Garner*	SF/OAK/TB	3607	2614
Ahman Green*	GB/HST	8716	2863
Priest Holmes*	KC	6658	2598
Stephen Jackson	STL	5792	2135
Edgerrin James	IND/ARZ/SEA	10676	2772
Michael Pittman*	ARZ/TB/DEN	5247	3316
LaDainian Tomlinson	SD	11900	3831
Brian Westbrook	PHI	5905	3739
Ricky Williams	NO/MIA	7203	2078

*-No Longer Active

MOST PRODUCTIVE PATRIOT SINCE 2001

Kevin Faulk has more total yards from scrimmage than any other Patriots player since 2001. Faulk has totaled 5,282 yards from scrimmage (2,443 rushing and 2,839 receiving).

PATRIOTS LEADERS / YDS FROM SCRIMMAGE SINCE 2001

Player	Years	Rush-Yd	Rec.-Yd	Yd/Scrim.
Kevin Faulk	2001-09	567-2448	335-2893	5341
Troy Brown	2001-07	22-150	337-3595	3745
Corey Dillon	2004-06	753-3180	52-431	3611
Antowain Smith	2001-03	721-2781	64-527	3308
Deion Branch	2002-05	3-11	213-2744	2755

FAULK: FRANCHISE RB RECEPTIONS LEADER

Kevin Faulk is the Patriots' all-time leader in receptions by a running back, totaling 398 career receptions. His receiving total ranks fourth on the Patriots' overall receptions list. He moved past Irving Fryar into fourth place during the Patriots' game against the Pittsburgh Steelers on Oct. 30, 2008. He passed Terry Glenn for fifth place against San Francisco on Oct. 5, 2008 – a game in which he also tied his career high with two rushing touchdowns.

RECEPTIONS BY PATRIOTS RUNNING BACKS

Player	Years	Rec.
Kevin Faulk	1999-2009	398
Tony Collins	1981-1987	261
Sam Cunningham	1973-79,1981-82	210
Larry Garron	1960-68	185

PATRIOTS ALL-TIME CAREER RECEPTIONS LIST

Rk	Player	Pos.	Years	Rec.
1	Troy Brown	WR	1993-2007	557
2	Stanley Morgan	WR	1977-1989	534
3	Ben Coates	TE	1991-1999	490
4	Kevin Faulk	RB	1999-2009	398
5	Irving Fryar	WR	1984-1992	363

ELITE COMPANY

This offseason, the Patriots signed Joey Galloway, who has totaled 10,777 career receiving yards, and Fred Taylor, who has 11,472 career rushing yards. With Galloway, Taylor, Tom Brady and Randy Moss on the same team, the Patriots are the fourth team in NFL history to start the season with a 25,000-yard passer 10,000-yard rusher and a 10,000-yard receiver. The Patriots are the first team in NFL history to start a season with two 10,000-yard receivers (Galloway and Moss), one 25,000-yard passer and a 10,000-yard rusher.

Team PLAYERS

Dallas (1998)	Aikman (26,016), E.Smith (11,234), Irvin (10,680)
Dallas (1999)	Aikman (28,346), E.Smith (12,566), Irvin (11,737)
StL (2004)	Chandler (28,021), Faulk (11,213), Bruce (10,461)

PATRIOTS ELECT FIVE SEASON CAPTAINS

The New England Patriots announced their 2009 captains prior to the start of the regular-season. Quarterback Tom Brady and WR Randy Moss will serve as offensive captains. Nose tackle Vince Wilfork and LB Jerod Mayo will serve as defensive captains. Wide receiver Sam Aiken will serve as special teams captain. The Patriots' 2009 captains were elected by their teammates.

On offense, Brady will serve as an offensive captain for the eighth straight season, having first been elected in 2002. Moss, in his third season with the Patriots after joining the team via trade in April 2007, will serve as a Patriots captain for the second straight season.

On defense, Wilfork is a captain for the second straight season, while Mayo will serve as a captain for the first time. He joined the Patriots as a first-round pick in 2008 and earned the AP Defensive Rookie of the Year award.

Aiken will serve as the Patriots' special teams captain for the first time. A special teams standout, Aiken has accumulated 71 special teams tackles during his six NFL seasons, entering the 2009 season.

ADALIUS THOMAS

Adalius Thomas has 51.0 career sacks and is one of five active linebackers with 50 or more sacks. (joining Joey Porter, Junior Seau DeMarcus Ware and Mike Vrabel).




ACTIVE NFL LBs WITH AT LEAST 50.0 SACKS

Player	Years	Sacks
Joey Porter (Pitt/Mia)	1999-2009	85.0
Junior Seau (SD/MIA/NE)	1990-2009	56.5
Mike Vrabel (NE/KC)	1997-2009	56.0
DeMarcus Ware (Dallas)	2005-2009	55.5
Adalius Thomas (Bal/NE)	2000-2009	51.0

GALLOWAY IN THE RECORD BOOKS

Veteran WR Joey Galloway has 689 career receptions and needs 11 receptions to become the 30th player in NFL history with 700 career receptions. He has 10,777 receiving yards and needs 223 receiving yards to become the 23rd player in NFL history with 11,000 yards receiving. Galloway currently has 77 receiving touchdowns and needs three touchdown catches to become the 19th player in NFL history with 80 touchdown receptions.

In addition, Galloway's career average of 15.6-yards per reception is the 2nd highest among all active players with at least 300 catches to Lee Evans (Buffalo, 15.9).





PATRIOTS NEWS & NOTES

LEADING IN BOTH SACKS AND INT.

Shawn Springs (2004 with Washington) Adalius Thomas (2005 with Baltimore) and Junior Seau (1997 with San Diego) are three of just six players in NFL history to lead their team in both categories.

1997 Junior Seau (San Diego)

2002 Joey Porter (Pittsburgh)

2004 Shawn Springs (Washington)

2005 Adalius Thomas (Baltimore)

2006 Jason Taylor (Miami)

2008 Dewayne White (Detroit)

FRED TAYLOR AMONG NFL'S BEST

Fred Taylor ranks 15th in NFL history for most rushing yards with career totals of 2,473 carries for 11,472 yards and 64 rushing touchdowns in 144 games. He trails only Seattle's Edgerrin James (12,229) and San Diego's LaDainian Tomlinson (11,900) among active running backs in rushing yards. Taylor ranks among the NFL's all-time best in several categories.



Rushing yards per game (79.7)	13 th
Yards from scrimmage per game (96.2)	16 th
Rushes of 10-plus yards (330)	5 th
Rushes of 50-plus yards (13)	4 th
Yards from scrimmage (13,850)	26 th
Rushing touchdowns (64)	32 nd (t)

TAYLOR REGISTERS 49th CAREER 100-YD GAME

Fred Taylor finished with 105 yards rushing on 21 carries in the win vs. Atlanta (9/27), recording his 49th 100-yard rushing game and his first as a Patriot. Taylor's 49 100-yard rushing games rank 9th in NFL history and second among active players.

MOST 100-YARD RUSHING GAMES/CAREER

1. Emmitt Smith 78	6. Jim Brown 58
2. Walter Payton 77	7. Edgerrin James 57
3. Barry Sanders 76	8. Curtis martin 57
4. Eric Dickerson 64	9. Fred Taylor 49
5. Jerome Bettis 61	10. Franco Harris 47

TAYLOR'S AVERAGE IS HIGH

Fred Taylor ranks 5th in NFL history with a 4.6 yards per rush average among running backs with at least 10,000 yards. Below is the all-time list:

RK	PLAYER	AVG	RK	Player	AVG
1.	Jim Brown	5.2	4.	Tiki Barber	4.7
2.	Barry Sanders	5.0	5. Fred Taylor	4.6	
3.	O.J. Simpson	4.7			

Among active NFL running backs, Taylor's 4.6-yard average trails only San Francisco's Frank Gore (4.8).

EVEN STEPHEN

Since joining the Patriots as a fourth-round draft choice in 2006, Stephen Gostkowski has connected on 84.9 percent of his regular-season field goals (90-for-106), achieving the best field goal percentage in Patriots history.

PATRIOTS ALL-TIME LEADERS / FIELD GOAL PCT.

(Minimum 50 Attempts)

Player	Years	FGM	FGA	Pct.
Stephen Gostkowski	2006-09	90	106	.849
Adam Vinatieri	1996-05	263	321	.819
Matt Bahr	1993-95	55	72	.764
Tony Franklin	1984-87	93	125	.744

GOSTKOWSKI ON GOOD PACE

Gostkowski is first in the AFC with 55 points and is on track for 147 points. Last season he had an NFL-best 148 points. Gino Cappelletti is the only player in franchise history with two seasons of 140 points or more (147 in 1961 and 155 in 1964).

GOSTKOWSKI ON THE PATRIOTS ALL-TIME LIST

PATRIOTS SINGLE-SEASON LEADERS / FIELD GOAL PCT.

(Minimum 16 Attempts)

Player	Year	FGM	FGA	Pct.
Adam Vinatieri	2004	31	33	.939
Stephen Gostkowski	2008	36	40	.900
Adam Vinatieri	2002	27	30	.900
Stephen Gostkowski	2007	21	24	.875
Adam Vinatieri	1997	25	29	.862

PATRIOTS SINGLE-SEASON LEADERS / POINTS SCORED

Player	Year	TD	2-PT	FG	PAT	Pts.
Gino Cappelletti	1964	7	1	25	36	155
Stephen Gostkowski	2008	0	0	36	40	148
Gino Cappelletti	1961	8	0	17	48	147
Adam Vinatieri	2004	0	0	31	48	141

GOSTKOWSKI ON THE PATRIOTS ALL-TIME LIST

Gostkowski is 4th on the All-Time PAT list and needs four more field goals to take over 4th place on the All-Time FG list.

PATRIOTS ALL-TIME PAT LEADERS

Player	Years	PAT
Adam Vinatieri	1996-05	367
Gino Cappelletti	1960-70	342
John Smith	1974-83	308
Stephen Gostkowski	2006-09	173
Tony Franklin	1984-87	163



PATRIOTS ALL-TIME FG LEADERS

Player	Years	FGS
Adam Vinatieri	1996-05	263
Gino Cappelletti	1960-70	176
John Smith	1974-83	128
Tony Franklin	1984-87	93
Stephen Gostkowski	2006-09	90

ANNUAL ACHIEVEMENTS

The Patriots are the only team in the NFL to have recorded nine or more wins in each of the last eight seasons, including 2008. The Patriots have won 10 or more games seven times in the last eight seasons and have won 11 or more games six times in the last eight seasons.

MOST SEASONS OF 9+ WINS SINCE 2001

New England	8	Denver.....	5
Indianapolis.....	7	Dallas.....	5
Pittsburgh.....	6	Tennessee.....	4
Philadelphia.....	5	N.Y. Giants.....	4
Seattle.....	5	Baltimore.....	4
Green Bay.....	5		

GUYTON HAS THE WORK ETHIC

Gary Guyton was not drafted into the NFL, but through a solid work ethic was able to make the 53-man roster and earn a starting job in his second year. Taking a peak into his work history shows his work ethic goes beyond the football field. At the end of the season last year, Guyton went back to Georgia Tech and worked as an office assistant at the school's research institute.



"I was an office assistant, right there at the desk," said Guyton, who worked for a small wage at Georgia Tech Research Institute. "Just a regular office assistant. Tech is my school, and I enjoyed it."

"He's smart, well prepared," Bill Belichick said. "He understands. He's got a real good understanding of football. Not just his role but where other people have to be. That's what you really want in a defensive signal-caller, someone that understands how it all works."

"It's been a long road," Guyton said. "I have come far. I've achieved some things here. I'm happy. I'm enjoying it. But I don't look back as much, just always forward."



PATRIOTS NEWS & NOTES

MATT LIGHT AND HIS FOUNDATION

The Light Foundation, a nonprofit founded in 2001 by Matt Light, held its signature fundraising event on Tuesday, September 29 at Addieville East Farm in Mapleville, RI.

The Shoot-Out, now in its 5th year, offers participants the opportunity to match their shooting skills against Light, his teammates, and a host of local and national celebrities. Proceeds from the one-of-a-kind event benefit the Light Foundation, a youth-based organization that strives to install honesty, accountability and responsibility in young people through unique outdoor learning experiences that include a character development football camp, a financial literacy program offered at area schools and academic scholarships. In the eight years since the organization was founded, it has raised over \$1.2 million to support these programs.

Light says he wanted to develop a unique high-profile charity event that would raise funds and exposure for his foundation, and his love of the outdoors naturally came into play.



DOMINATING DEFENSE

The Patriots posted its seventh shutout in the Belichick era with the 59-0 win over Tennessee. New England had 3 shutouts in 2003, one in 2005, 2006 and 2008. The 2009 Patriots defense has not allowed more than 20 points in game so far in 2009. (Buffalo and Baltimore scored on defensive touchdowns)

PATRIOTS FORCE TURNOVERS

The Patriots have forced at least one turnover in 14 straight games, the longest current streak in the NFL. The Patriots forced five turnovers against Tennessee last week with three fumble recoveries and two interceptions. The Patriots are 54-1 in the last 55 games in which they've won the turnover battle.

NFL TURNOVER MARGIN SINCE 1997

Rank	Team	Turnover Margin
1.	New England	+78
2.	Kansas City	+71
3.	Jacksonville	+57
4.	Tampa Bay	+52
5.	N.Y. Jets	+42

PATRIOTS WIN GAME NUMBER 400

The Patriots recorded the franchise's 400th all-time victory, including postseason games, with the 26-10 win over Atlanta (9/27). The 400 victories rank third among the eight original AFL teams, behind Denver and Oakland. The eight original AFL teams, including the Patriots, began play in 1960. The Patriots recorded their milestone 400th victory in their 50th season and in their 777th overall game. Since Robert Kraft purchased the team in 1994, the Patriots have 177 victories, more than any other NFL team during that span.

OVERALL VICTORY TOTAL OF ORIGINAL AFL TEAMS

Team	W	L	T	Pct.
Oakland Raiders	432	346	11	.554
Denver Broncos	409	359	10	.532
New England Patriots	402	369	9	.521
Kansas City Chiefs	390	365	12	.516
San Diego Chargers	374	385	11	.493
Tennessee Titans	377	396	6	.488
Buffalo Bills	364	403	8	.475
New York Jets	342	415	8	.452

LIKE FATHER LIKE SON

WR Matthew Slater spent his college days in Los Angeles on the offensive side of the ball at UCLA. The second-year promising young talent was born in 1985, when another Slater in The City of Angels was named to his second of seven Pro Bowls. Matthew's father, Jackie Slater, a Hall of Fame offensive tackle, spent his entire career with the Rams organization in LA. He was voted the NFC Offensive Lineman of the year four times—1983, 1986, 1987, and 1989. Matthew Slater, drafted in 2008, is one of six sons of Hall of Fame members to be drafted in NFL history.

HALL OF FAME FATHERS WITH SONS DRAFTED IN THE NFL

Jackie Slater (class of 2001) – son, Matthew Slater (NE)
 Howie Long (class of 2000) – son, Chris Long (STL)
 Bobby Bell (class of 1983) – son, Bobby Bell (NYJ)
 Tony Dorsett (class of 1994) – son, Anthony Dorsett (HOU)
 Bob Griese (class of 1990) – son, Brian Griese (DEN)
 Kellen Winslow (class of 1995) – son, Kellen Winslow (CLE)

LIKE FATHER LIKE SON, PART 2

CB Shawn Springs has always been a speedster. No doubt, the gift of fast feet was a hereditary gift from his father, Ron Springs, an 8-year NFL running back for the Dallas Cowboys and Tampa Bay Buccaneers. Ron, who tallied over 2500 rushing and 2200 receiving yards in his career, became ill in 1990 with type 2 Diabetes. By 2004, Shawn was a respected NFL veteran, but he was willing to give up his career and offered to donate his kidney to his father, who needed a transplant. Ron declined, saying in a 2005 *Washington Post* article, "I think that was a tremendous gesture, and it just justifies the fact that he's a loving son. But I couldn't have let him do that, because I always prayed and wanted him to be a professional athlete, so I would not have shortened his career by no means necessary."

MOSS ON PACE FOR 1,000 YARDS

Randy Moss has recorded a 1,000-yard receiving season nine times in his 11-year career. Moss can join Jerry Rice (14) as the only players in NFL history with 10 seasons with 1,000 receiving yards with a 1,000 yard season in 2009. Moss currently has 496 receiving yards, which puts him on pace for 1,323 receiving yards.

BRADY ON PACE FOR 4,516 PASSING YARDS

Tom Brady currently has 1,724 passing yards through six games, putting him on pace for 4,597 passing yards. That mark would tie Drew Bledsoe for seven seasons of 3,000 or more yards and give Brady his third season with over 4,000 passing yards. Bledsoe and Brady are tied with two 4,000 yard seasons.

BRADY WAS THERE FOR "THE CATCH"

In the 2003 AFC Divisional Playoff Game against Tennessee on January 10, 2004, QB Tom Brady threw for 201 yards and one touchdown, leading the Patriots to a narrow 17-14 victory en route to their second Super Bowl. That wasn't the first time Brady has seen a major playoff game come down to the wire on a game played on January 10. A native of the Bay area, Brady was at Candlestick Park for the 1982 NFC Championship game between the 49ers and Cowboys, as a four-year-old fan, witnessing Dwight Clark's "The Catch" from Joe Montana. According to Gary Myers' book *The Catch*, Brady wept after the play. Said Brady, "Not because I was happy or excited, but because everybody stood up and I couldn't see!" While Brady has been recognized for his stellar credentials, he said Montana, "was and will always be the greatest quarterback ever to play."



PATRIOTS NEWS & NOTES

SANDERS EARNED HIS REPUTATION AS A HARD WORKER

James Sanders has earned the reputation as one of the Patriots' hardest workers. Said Bill Belichick on Sanders, "I think he's very professional. You would like to have 53 players like James on your team in terms of his work ethic, his toughness, and being a teammate. He's a high-character player."

BRANDON MCGOWAN IS A WELCOMED ADDITION

Brandon McGowan puts literally everything he has into making big tackles. Said McGowan, "I don't really care about my body and I'll expose my body to some messed-up positions to make a play." And expose he has; McGowan has fought his way back from three season-ending injuries in four years in Chicago. The University of Maine standout, who is one of three active players (Stephen Cooper, SD; Lofa Tatupu, SEA) to come out of the Football Championship Subdivision school, signed with the Patriots in May and forced a game-changing fumble off of Falcons' running back Michael Turner on September 27th. He also recovered a fumble at Denver that helped position the Patriots for a field goal.

FREE AGENTS MAKE AN IMPACT

Fourteen players on the New England 53-man roster entered the NFL as rookie free agents. Two that came to the Patriots as rookie free agents are making an impact on the defense. Mike Wright came to New England as a rookie free agent in 2005. He registered his first career two-sack game, dropping Joe Flacco twice for total losses of 17 yards vs. Baltimore (10-4). His two sacks pushed his 2009 total to 3.0, a single-season career high. Gary Guyton came to New England as a rookie free agent in 2007. He is second on the team with the team with 37 total tackles and is on pace to finished the season with 99 tackles.

Said Bill Belichick about players coming to the Patriots as a free agents, "I think Mike's similar to some of the other players that would fall into that category. Players like Gary Guyton and guys like that who weren't high picks that came in at a pretty early point — Pierre Woods, [Brian] Hoyer —came in and showed that they belonged, both physically and athletically from a football standpoint, recognizing things, reacting, kind of knowing what to do."

TOUGH AT HOME

The Patriots own an overall record of 55-12 (.821) at Gillette Stadium. Since their state-of-the-art facility opened at the beginning of the 2002 season, the Patriots own the NFL's best record at home. Now in their seventh season at Gillette Stadium, the Patriots have finished three seasons undefeated at home since the stadium opened (2003, 2004 and 2007) and own a perfect 7-0 playoff record at the venue.

BEST HOME RECORDS SINCE 2002

Team	W	L	T	Pct.
New England	55	12	0	.821
Indianapolis	50	14	0	.781
Pittsburgh	47	17	1	.731
Baltimore	43	19	0	.694
Denver	42	19	0	.689
Seattle	44	21	0	.677
Philadelphia	44	22	0	.666
San Diego	41	22	0	.651

TOP QB HOME RECORDS SINCE 1970 MERGER

Player	Team(s)	W	L	T	Pct.
Tom Brady	NE	58	10	0	.853
Terry Bradshaw	PIT	75	14	0	.843
John Elway	DEN	104	25	0	.806
Steve Young	TB/SF	63	19	0	.768

NOTE: Minimum 50 home starts, regular season only. Includes all players who began their careers in the Post-Merger Era (1970-present).

TOP TELEVISION RATINGS

Historically, the Patriots have been at or near the top of the weekly television ratings. Last week's game against Tennessee had a household rating of 34.4 with a 58 share. With over a million viewers, the game was the most watched TV event of the week.

PATRIOTS 2009 RATINGS IN BOSTON TV MARKET

Date	Opp.	Net.	Boston TV	HH Rat.	HH Share
9/14	Buff.	ESPN	WCVB	35.1*	54*
9/20	NY Jets	CBS	WBZ	24.6	59
9/27	Atl.	FOX	WFXT	26.82	55
10/4	Balt.	CBS	WBZ	28.15	62
10/11	Den.	CBS	WBZ	29.73	57
10/18	Ten	CBS	WBZ	34.4	58
			Avg.:	29.8	57.5

*combined local rating/share of WCVB, ESPN and WMUR

By comparison, through five games of the 2008 season, Patriots games averaged a local rating of 25.62 with a 49.4 share.

NFL'S BEST ROAD WARRIORS THIS DECADE

Since the start of the 2000 season, the Patriots have the second best road record with 49-25 record, behind Indianapolis' 51-24 record.

GOOD ON THE ROAD

TEAM	RECORD
Indianapolis	51-24
PATRIOTS	49-25
Philadelphia	47-26-1
NY Giants	44-32

STEPHEN NEAL TAKES A DIFFERENT ROUTE TO THE NFL

Guard Stephen Neal knows how to use his 6'4", 305-pound frame. He has used it to gain leverage and overpower defensive linemen since 2001. The three-time Super Bowl Champion arrived in Foxborough with two NCAA titles of his own, except the only padding he saw was on the matted floors. A championship wrestler at Cal-State Bakersfield, he compiled a 151-10 record, winning titles his junior and senior year, including a title win over NCAA wrestling and UFC heavyweight champion Brock Lesnar. In 1999, Neal won the Dan Hodge Award, known as the Heisman Trophy of wrestling.

Neal is one of only two active NFL players that did not play football in college before turning pro. The other is San Diego Chargers tight end Antonio Gates, a basketball star at Kent State. Gates led the Golden Flashes to the Elite Eight in 2002, averaging 21 points in his senior season.

PATRIOTS SET TEAM RECORD WITH 619 YARDS

The Patriots set a franchise record with 619 total net yards against Tennessee (10-18). The 619-yard performance was the fifth highest single-game total by an NFL team since the 1970 merger and was the ninth 600-yard game by an NFL team since 1970. The Patriots are the 6th team since 1990 to register 600 or more yards of total offense.

PATRIOTS RECORDS / TOTAL NET YARDS IN GAME

Date	Opp.	Total Net Yards	Passing	Rushing
10/18/09	Tennessee	619	426	193
09/09/79	N.Y. Jets	597	365	232
11/23/08	at Miami	530	408	122
10/29/78	N.Y. Jets	529	289	240
12/18/65	Houston Oilers	526	336	190

BRADY THROWS 6 TDS FOR 2ND TIME

Tom Brady threw six touchdown passes in a single game for the second time in his career in the 59-0 win over Tennessee (10/18). Brady joins a list of just four other QBs who have thrown 6 tds in a game twice.

QB TIMES LAST

QB	TIMES	LAST
T.Brady	2	2009
P.Manning	2	2004
C.Johnson	2	1969
Y.Tittle	2	1962
G.Blanda	2	1962



GET TO KNOW: CB SHAWN SPRINGS

A Q&A With Shawn Springs

(By Tim Miller)

ON THE FIELD

Who is the best wide receiver you have ever defended? That's pretty tough; I've faced a lot of good ones. **How about in their prime?** [Former Jacksonville Jaguars wide receiver] Jimmy Smith was pretty good.


What was your "welcome to the NFL" moment? As a rookie, I had one practice and then Friday we ended up going to San Fran and coach [Steve Mariucci] said, "You don't know anything, just check Jerry Rice. Welcome to the NFL."

What's your pre-game routine look like? It changes. It varies from week to week. I always have to eat a bowl of oatmeal. That's important.

What was it like growing up with your father, Ron Springs, who played in the NFL? It was cool. I never looked at him as a dad in the NFL.

It's been said the league has changed a lot over the years, especially with how defensive backs cover wide outs. How have you had to modify your game to adapt to the rule changes? Well, I think because the game has changed so much [with respect to] how physical you can be with the receivers, [now] you can't bump and run on the receivers as much as you could 10 years ago with the down-the-field pass interference; they want the game to be faster.

Who are some of your best friends that you've made during your time in the league? Fred Smoot would be one of them. Obviously guys I've played with, like Joey Galloway, who I played with in Seattle. Larry Fitzgerald, the receiver from Arizona, is a good buddy of mine.



Favorites

What was your favorite team growing up? Dallas Cowboys, my dad played for the Cowboys.

Did you have a favorite player? Bo Jackson. Bo knows.

What's playing on your iPod right now? Jay-Z is up there, Fabolous, a lot of electronic stuff because I can't listen to rap before games; it gets me too hyped. My heart would be fluttering too hard.

Favorite memory of a sports game you attended as a fan? My dad took me to the Super Bowl [XXV] between Buffalo and New York, when [Scott Norwood] missed the field goal right.

Favorite vacation spot? Punta Cana, Dominican Republic. There's a new resort down there, I love it.

OFF THE FIELD

How do you want to be remembered in the NFL? As being smart. I pride myself on being smart. I'd put my NFL knowledge against anybody's right now.

What would you like to do when you retire? I want to open up a little dessert shop in the Dominican Republic.

How do you like to spend an off day? Usually, getting a massage.

If I ...

If I could go back to my hometown of Silver Springs, Md. for a day, I would like to ... Probably go back to my high school, visit my high school football team.

If I could play any video game for an afternoon I would play ... Madden 2010. I like it. They should have made me a little faster, but my awareness is real high so that's cool.

If I could have been present to hear one famous speech by a national figure, I would like to have heard... John F. Kennedy, his inauguration speech.

A MAN OF LETTERS

Springs, a former All-Big 10 All-Academic pick, attended graduation at Ohio State University to receive his diploma for a bachelor of science degree in sociology in the summer of 2003.

SPRINGS RANKS HIGH

In 13 NFL seasons, Springs has 32 career interceptions, ranking ninth among all active players.

NFL ACTIVE LEADERS / INTERCEPTIONS

Rk	Player	Team(s)	Years	INTs
1	Darren Sharper	GB/MIN/NO	1997-2009	59
--				
8	Brian Dawkins	PHI/DEN	1996-2009	34
9	Shawn Springs	SEA/WAS/NE	1997-2009	32
10	Samari Rolle	TEN/BAL	1998-2009	31

ALL BROKEN UP

Springs recorded two passes defended at Denver (10/11) to register his first in a Patriots uniform. It marked his 36th career game with two or more passes defended. Springs ranks tied for sixth with Packers cornerback Al Harris in passes defended among active NFL players. He is also tied with Harris for 20th place on NFL's all-time leaders in passes defended.

NFL ACTIVE LEADERS / PASSES DEFENSED

Rk	Player	Team(s)	Years	PDs
1	Ronde Barber	TB	1997-2009	171
--				
5	Dre' Bly	STL/DET/DEN/SF	1999-2009	142
6	Shawn Springs	SEA/WAS/NE	1997-2009	139
	Al Harris	TB/PHI/GB	1998-2009	139



2009 OFFENSIVE STATISTICS

WON 4, LOST 2

09/14	W 25-24	Buffalo	68,756
09/20	L 9-16	at New York Jets	78,312
09/27	W 26-10	Atlanta	68,756
10/04	W 27-21	Baltimore	68,756
10/11	L 17-20 OT	at Denver	76,011
10/18	W 59- 0	Tennessee	68,756
10/25		at Tampa Bay	
11/08		Miami	
11/15		at Indianapolis	
11/22		New York Jets	
11/30		at New Orleans	
12/06		at Miami	
12/13		Carolina	
12/20		at Buffalo	
12/27		Jacksonville	
01/03		at Houston	
		N.E.	Opp.
TOTAL FIRST DOWNS			
Rushing	149	104	
Passing	39	26	
Penalty	94	71	
3rd Down: Made/Att	16	7	
3rd Down Pct.	37/84	26/68	
4th Down: Made/Att	44.0	38.2	
4th Down Pct.	5/10	2/6	
POSSESSION AVG.	50.0	33.3	
TOTAL NET YARDS	34:33	25:27	
Avg. Per Game	2428	1760	
Total Plays	404.7	293.3	
Avg. Per Play	428	339	
NET YARDS RUSHING	5.7	5.2	
Avg. Per Game	698	677	
Total Rushes	116.3	112.8	
NET YARDS PASSING	1730	1083	
Avg. Per Game	288.3	180.5	
Sacked/Yards Lost	7/46	10/78	
Gross Yards	1776	1161	
Att./Completions	252/165	184/110	
Completion Pct.	65.5	59.8	
Had Intercepted	2	4	
PUNTS/AVERAGE	18/40.2	28/40.9	
NET PUNTING AVG.	18/34.6	28/35.4	
PENALTIES/YARDS	34/281	42/340	
FUMBLES/BALL LOST	5/2	16/8	
TOUCHDOWNS	18	10	
Rushing	6	1	
Passing	12	7	
Returns	0	2	

* RUSHING				
No.	Yds	Avg	Long	TD
48	222	4.6	45t	1
45	201	4.5	19	2
30	109	3.6	19	1
21	75	3.6	11	0
7	67	9.6	29	0
11	21	1.9	9	1
1	5	5.0	5	0
6	-2	-3.4	4	1
169	698	4.1	45t	6
145	677	4.7	50	1

* RECEIVING				
No.	Yds	Avg	Long	TD
38	496	13.1	40t	4
36	377	10.5	48	3
21	188	9.0	29	0
17	152	8.9	38t	1
14	187	13.4	34	3
12	137	11.4	35	0
7	67	9.6	19	0
6	36	6.0	17	0
5	56	11.2	26	0
5	52	10.4	36t	1
2	17	8.5	13	0
2	11	5.5	6	0
165	1776	10.8	48	12
110	1161	10.6	45	7

* INTERCEPTIONS				
No.	Yds	Avg	Long	TD
1	2	2.0	2	0
1	0	0.0	0	0
1	0	0.0	0	0
1	0	0.0	0	0
4	2	0.5	2	0
2	26	13.0	26t	1

* PUNTING						
No.	Yds	Avg	Net	TB	In	Lg
18	723	40.2	34.6	3	6	51
18	723	40.2	34.6	3	6	51
28	1146	40.9	35.4	2	8	64

* PUNT RETURNS				
Ret	FC	Yds	Avg	Long
6	0	63	10.5	35
5	2	31	6.2	15
3	0	21	7.0	11
14	2	115	8.2	35
5	5	40	8.0	16

* KICKOFF RETURNS				
No.	Yds	Avg	Long	TD
9	208	23.1	52	0
7	157	22.4	32	0
6	144	24.0	32	0
22	509	23.1	52	0
27	651	24.1	43	0

* SCORE BY PERIODS						
	Q1	Q2	Q3	Q4	OT	PTS
TEAM	29	82	24	28	0	163
OPPONENTS	17	24	23	24	3	91

* FIELD GOALS						
	1-19	20-29	30-39	40-49	50+	
Gostkowski	0/ 0	6/ 6	5/ 6	1/ 3	1/1	
TEAM	0/ 0	6/ 6	5/ 6	1/ 3	1/1	
OPPONENTS	0/ 0	3/ 3	2/ 2	2/ 3	0/0	

* SCORING							
	TD	Ru	Pa	Rt	K-PAT	FG	S PTS
Gostkowski	0	0	0	0	16/16	13/16	0 55
Moss	4	0	4	0			0 24
Watson	3	0	3	0			0 18
Welker	3	0	3	0			0 18
F. Taylor	2	2	0	0			0 12
Baker	1	0	1	0			0 6
Brady	1	1	0	0			0 6
Faulk	1	0	1	0			0 6
Hoyer	1	1	0	0			0 6
Maroney	1	1	0	0			0 6
Morris	1	1	0	0			0 6
TEAM	18	6	12	0	16/16	13/16	0 163
OPPONENTS	10	1	7	2	10/10	7/ 8	0 91

Gostkowski: (41N,20G,28G) (45G,25G,29G) (21G,33G,22G,33G) (32G,33G) (53G,40N) (39N,33G)
 OPPONENTS: (40G) (33G,24G,39G) (26G) () (48N,24G,41G) ()

2-Pt. Conversions: TEAM 0-2, OPPONENTS 0-0
SACKS: Banta-Cain 3, Wright 3, D. Burgess 1, Ninkovich 1, A. Thomas 1, Warren 1, TEAM 10, OPPONENTS 7
 FUM/LOST: Brady 2/2, Faulk 1/0, Morris 1/0, Welker 1/0

* PASSING											
	Att	Cmp	Yds	Cmp%	Yds/Att	TD	TD%	Int	Int%	Long	Sack/Lost
Brady	241	156	1724	64.7	7.15	12	5.0	2	0.8	48	7/ 46
Hoyer	11	9	52	81.8	4.73	0	0.0	0	0.0	16	0/ 0
TEAM	252	165	1776	65.5	7.05	12	4.8	2	0.8	48	7/ 46
OPPONENTS	184	110	1161	59.8	6.31	7	3.8	4	2.2	45	10/ 78



2009 DEFENSIVE STATISTICS

Tackle Statistics based on Coaches Film Review

PLAYER Name	TACKLES			SACKS			INTERCEPTIONS				FUMBLES				SP. TEAMS				
	TT	UT	A	S/	Yds	QH	Int/	Yds	TD	PD	FF	FR/	Yds	TD	TT	UT	A	FF	FR
Brandon Meiweather	43	24	19	0.0	0.0	0	0	0	0	3	1	0	0	0	3	2	1	0	0
Gary Guyton	37	21	16	0.0	0.0	3	0	0	0	1	0	0	0	0	0	0	0	0	0
Brandon McGowan	33	23	10	0.0	0.0	3	0	0	0	2	2	1	0	0	7	5	2	0	1
Shawn Springs	25	22	3	0.0	0.0	0	0	0	0	2	0	0	0	0	0	0	0	0	0
Ty Warren	25	17	8	1.0	9.0	4	0	0	0	0	0	0	0	0	0	0	0	0	0
Leigh Bodden	24	19	5	0.0	0.0	0	1	0	0	4	0	1	0	0	0	0	0	0	0
Vince Wilfork	23	15	8	0.0	0.0	0	0	0	0	2	1	0	0	0	0	0	0	0	0
Jarvis Green	22	13	9	0.0	0.0	2	0	0	0	0	0	0	0	0	0	0	0	0	0
Mike Wright	19	9	10	3.0	34.0	5	0	0	0	1	1	1	0	0	0	0	0	0	0
Tully Banta-Cain	15	11	4	3.0	22.0	4	0	0	0	1	0	0	0	0	0	0	0	0	0
Jerod Mayo	15	12	3	0.0	0.0	0	0	0	0	0	1	0	0	0	0	0	0	0	0
James Sanders	13	10	3	0.0	0.0	0	0	0	0	0	0	1	0	0	2	2	0	0	0
Adalius Thomas	12	8	4	1.0	10.0	2	0	0	0	1	0	0	0	0	0	0	0	0	0
Jonathan Wilhite	12	11	1	0.0	0.0	0	0	0	0	3	0	1	0	0	2	0	2	0	0
Derrick Burgess	10	5	5	1.0	0.0	1	0	0	0	0	0	0	0	0	0	0	0	0	0
Pierre Woods	10	5	5	0.0	0.0	0	0	0	0	0	0	0	0	0	7	6	1	1	0
Myron Pryor	10	4	6	0.0	0.0	0	0	0	0	0	1	0	0	0	0	0	0	0	0
Rob Ninkovich	6	3	3	1.0	3.0	1	0	0	0	1	0	0	0	0	4	4	0	0	0
Darius Butler	4	4	0	0.0	0.0	0	1	0	0	3	0	0	0	0	0	0	0	0	0
Pat Chung	4	3	1	0.0	0.0	0	1	2	0	1	0	0	0	0	7	3	4	0	0
Terrence Wheatley	2	2	0	0.0	0.0	0	0	0	0	0	0	0	0	0	1	0	1	0	0
Ron Brace	1	0	1	0.0	0.0	0	0	0	0	0	0	0	0	0	0	0	0	0	0
Bret Lockett	1	1	0	0.0	0.0	0	0	0	0	0	0	0	0	0	4	2	2	0	0
Junior Seau	1	1	0	0.0	0.0	0	0	0	0	0	0	1	0	0	0	0	0	0	0
Eric Alexander	0	0	0	0.0	0.0	0	0	0	0	0	0	0	0	0	8	4	4	1	0
Sam Aiken	0	0	0	0.0	0.0	0	0	0	0	0	0	0	0	0	7	4	3	1	0
Stephen Gostkowski	0	0	0	0.0	0.0	0	0	0	0	0	0	0	0	0	2	1	1	0	1
Jake Ingram	0	0	0	0.0	0.0	0	0	0	0	0	0	0	0	0	1	0	1	0	0
BenJarvus Green-Ellis	0	0	0	0.0	0.0	0	0	0	0	0	0	0	0	0	1	0	1	0	0
Matthew Slater	0	0	0	0.0	0.0	0	0	0	0	0	0	0	0	0	3	2	1	0	0
Randy Moss	0	0	0	0.0	0.0	0	1	0	0	1	0	0	0	0	0	0	0	0	0
	367	243	124	10.0	78.0	25	4	2	0	26	7	6	0	0	59	35	24	3	1

FUMBLES - LOST (2-1)				
	Own			
	No.	Lost	Rec	O.B.
Tom Brady	2	2	0	0
Kevin Faulk	1	0	0	0
Leigh Bodden	0	0	1	0
Sammy Morris	1	0	0	0
Nick Kaczur	0	0	1	0
Wes Welker	1	0	1	0
	5	2	3	0

KEY	
TT-Total Tackles	Int/Yds-Interceptions/Yards Returned
UT-Unassisted Tackles	PD-Passes Defensed
A-Assisted Tackles	FF-Forced Fumbles
S/YL-Sacks/Yards Lost	FR/Yds-Fumble Recoveries/Yards Returned
QH-Quarterback Hits	

MISC. OFFENSIVE STATS				
	Tkl	Ast	FF	FR
Randy Moss	1	0	0	0
Logan Mankins	1	0	0	0
	2	0	0	0

BLOCKED KICKS			
	XP	FG	P
Totals			



2009 NEW ENGLAND PATRIOTS ROSTER

AS OF OCTOBER 20, 2009

ALPHABETICAL ROSTER

#	NAME	POS	HT	WT	BORN	YR	COLLEGE	H.S. HOMETOWN
88	Aiken, Sam	WR	6-2	215	12/14/1980	7	North Carolina	Kenansville, N.C.
52	Alexander, Eric	LB	6-2	240	2/8/1982	5	Louisiana State	Port Arthur, Texas
86	Baker, Chris	TE	6-3	258	11/18/1979	8	Michigan State	St. Albans, N.Y.
95	Banta-Cain, Tully	LB	6-2	250	8/28/1980	7	California	Sunnyvale, Calif.
23	Bodden, Leigh	CB	6-1	193	9/24/1981	7	Duquesne	Hyattsville, Md.
92	Brace, Ron	DL	6-3	330	12/18/1986	R	Boston College	Worcester, Mass.
12	Brady, Tom	QB	6-4	225	8/3/1977	10	Michigan	San Mateo, Calif.
53	Burgess, Derrick	LB	6-2	260	8/12/1978	9	Mississippi	Greenbelt, Md.
28	Butler, Darius	CB	5-10	185	3/18/1986	R	Connecticut	Ft. Lauderdale, Fla.
25	Chung, Pat	S	5-11	212	8/19/1987	R	Oregon	Rancho Cucamonga, Calif.
63	Connolly, Dan	OL	6-4	313	9/2/1982	4	Southeast Missouri St.	St. Louis, Mo.
11	Edelman, Julian	WR	6-0	198	5/22/1986	R	Kent State	Redwood City, Calif.
33	Faulk, Kevin	RB	5-8	202	6/5/1976	11	Louisiana State	Carencro, La.
13	Galloway, Joey	WR	5-11	197	11/20/1971	15	Ohio State	Bellaire, Ohio
3	Gostkowski, Stephen	K	6-1	215	1/28/1984	4	Memphis	Madison, Miss.
97	Green, Jarvis	DL	6-3	285	1/12/1979	8	Louisiana State	Donaldsonville, La.
42	Green-Ellis, BenJarvus	RB	5-11	215	7/2/1985	2	Mississippi	New Orleans, La.
59	Guyton, Gary	LB	6-3	245	11/14/1985	2	Georgia Tech	Hinesville, Ga.
6	Hanson, Chris	P	6-2	202	10/25/1976	11	Marshall	Sharpsburg, Ga.
8	Hoyer, Brian	QB	6-2	215	10/13/1985	R	Michigan State	North Olmstead, Ohio
47	Ingram, Jake	LS	6-3	235	10/23/1985	R	Hawaii	Milliani, Hawaii
77	Kaczur, Nick	T	6-4	315	7/28/1979	5	Toledo	Brantford, Ontario
67	Koppen, Dan	C	6-2	296	9/12/1979	7	Boston College	Whitehall, Pa.
72	Light, Matt	T	6-4	305	6/23/1978	9	Purdue	Greenville, Ohio
38	Lockett, Bret	DB	6-1	211	10/7/1986	R	UCLA	Diamond Bar, Calif.
70	Mankins, Logan	G	6-4	310	3/10/1982	5	Fresno State	Catheys Valley, Calif.
39	Maroney, Laurence	RB	5-11	220	2/5/1985	4	Minnesota	St. Louis, Mo.
80	Matthews, Michael	TE	6-4	270	10/9/1983	3	Georgia Tech	Sycamore, Ohio
51	Mayo, Jerod	LB	6-1	245	2/23/1986	2	Tennessee	Hampton, Va.
30	McGowan, Brandon	S	5-11	210	9/26/1983	5	Maine	Jersey City, N.J.
31	Meriweather, Brandon	S	5-11	200	1/14/1984	3	Miami (Fla.)	Apopka, Fla.
34	Morris, Sammy	RB	6-0	220	3/23/1977	10	Texas Tech	San Antonio, Texas
81	Moss, Randy	WR	6-4	210	2/13/1977	12	Marshall	Rand, W. Va.
61	Neal, Stephen	G	6-4	305	10/9/1976	8	Cal State-Bakersfield	San Diego, Calif.
50	Ninkovich, Rob	LB	6-2	255	2/1/1984	4	Purdue	Blue Island, Ill.
60	Ohrnberger, Rich	OL	6-2	300	2/14/1986	R	Penn State	East Meadow, N.Y.
91	Pryor, Myron	DL	6-1	310	6/13/1986	R	Kentucky	Louisville, Ky.
36	Sanders, James	S	5-10	210	11/11/1983	5	Fresno State	Porterville, Calif.
55	Seau, Junior	LB	6-3	248	1/19/1969	20	USC	San Diego, Calif.
71	Simmons, Kendall	G	6-3	315	3/11/1979	8	Auburn	Ripley, Miss.
18	Slater, Matthew	WR	6-0	200	9/9/1985	2	UCLA	Anaheim, Calif.
29	Springs, Shawn	CB	6-0	204	3/11/1975	13	Ohio State	Silver Spring, Md.
21	Taylor, Fred	RB	6-1	228	1/27/1976	12	Florida	Belle Glade, Fla.
96	Thomas, Adalius	LB	6-2	270	8/18/1977	10	Southern Mississippi	Equality, Ala.
76	Vollmer, Sebastian	OL	6-8	315	7/10/1984	R	Houston	Kaarst, Germany
94	Warren, Ty	DL	6-5	300	2/6/1981	7	Texas A&M	Bryan, Texas
84	Watson, Benjamin	TE	6-3	255	12/18/1980	6	Georgia	Rock Hill, S.C.
83	Welker, Wes	WR	5-9	185	5/1/1981	6	Texas Tech	Oklahoma City, Okla.
22	Wheatley, Terrence	CB	5-9	185	5/5/1985	2	Colorado	Plano, Texas
75	Wilfork, Vince	NT	6-2	325	11/4/1981	6	Miami (Fla.)	Boynton Beach, Fla.
24	Wilhite, Jonathan	CB	5-11	185	2/23/1984	2	Auburn	Monroe, La.
58	Woods, Pierre	LB	6-5	255	1/6/1982	4	Michigan	Cleveland, Ohio
99	Wright, Mike	DL	6-4	295	3/1/1982	5	Cincinnati	Cincinnati, Ohio

NUMERICAL ROSTER

#	NAME	POS
3	Stephen Gostkowski	K
6	Chris Hanson	P
8	Brian Hoyer	QB
11	Julian Edelman	WR
12	Tom Brady	QB
13	Joey Galloway	WR
18	Matthew Slater	WR
21	Fred Taylor	RB
22	Terrence Wheatley	CB
23	Leigh Bodden	CB
24	Jonathan Wilhite	CB
25	Pat Chung	S
28	Darius Butler	CB
29	Shawn Springs	CB
30	Brandon McGowan	S
31	Brandon Meriweather	S
33	Kevin Faulk	RB
34	Sammy Morris	RB
36	James Sanders	S
38	Bret Lockett	DB
39	Laurence Maroney	RB
42	BenJarvus Green-Ellis	RB
47	Jake Ingram	LS
50	Rob Ninkovich	LB
51	Jerod Mayo	LB
52	Eric Alexander	LB
53	Derrick Burgess	LB
55	Junior Seau	LB
58	Pierre Woods	LB
59	Gary Guyton	LB
60	Rich Ohrnberger	OL
61	Stephen Neal	G
63	Dan Connolly	OL
67	Dan Koppen	C
70	Logan Mankins	G
71	Kendall Simmons	G
72	Matt Light	T
75	Vince Wilfork	NT
76	Sebastian Vollmer	OL
77	Nick Kaczur	T
80	Michael Matthews	TE
81	Randy Moss	WR
83	Wes Welker	WR
84	Benjamin Watson	TE
86	Chris Baker	TE
88	Sam Aiken	WR
91	Myron Pryor	DL
92	Ron Brace	DL
94	Ty Warren	DL
95	Tully Banta-Cain	LB
96	Adalius Thomas	LB
97	Jarvis Green	DL
99	Mike Wright	DL

PRACTICE SQUAD

#	NAME	POS	HT	WT	BORN	YR	COLLEGE	H.S. HOMETOWN
62	Adams, Titus	DL	6-4	305	1/28/1983	1	Nebraska	Omaha, Neb.
85	Agnone, Robbie	TE	6-6	260	10/21/1985	R	Delaware	Etters, Pa.
27	Arrington, Kyle	CB	5-10	196	8/12/1986	1	Hofstra	Accokeek, Md.
49	Davis, Bruce	LB	6-3	252	9/2/1985	2	UCLA	Houston, Texas
10	Nunn, Terrence	WR	6-7	195	7/25/1986	R	Nebraska	Houston, Texas
90	Richard, Darryl	DL	6-8	295	6/17/1986	R	Georgia Tech	Destrehan, La.
9	Stanback, Isaiah	QB	6-9	208	8/16/1984	3	Washington	Seattle, Wash.
69	Wendell, Ryan	C	6-2	285	3/4/1986	1	Florida State	Diamond Bar, Calif.

PRACTICE SQUAD

#	NAME	POS
9	Isaiah Stanback	QB
10	Terrence Nunn	WR
27	Kyle Arrington	CB
49	Bruce Davis	LB
62	Titus Adams	DL
69	Ryan Wendell	C
85	Robbie Agnone	TE
90	Darryl Richard	DL

RESERVE/INJURED LIST

#	NAME	POS	HT	WT	BORN	YR	COLLEGE	H.S. HOMETOWN
66	Bussey, George	OL	6-3	305	10/24/1984	R	Louisville	Louisville, Ky.
98	Crable, Shawn	LB	6-5	243	12/26/1984	2	Michigan	Massillon, Ohio
44	McKenzie, Tyrone	LB	6-2	240	12/11/1985	R	South Florida	Riverview, Fla.
35	Taylor, Chris	RB	6-0	224	11/7/1983	4	Indiana	Memphis, Tenn.

RESERVE/INJURED LIST

#	NAME	POS
35	Taylor, Chris	RB
44	McKenzie, Tyrone	LB
66	Bussey, George	OL
98	Crable, Shawn	LB

RESERVE/P.U.P. LIST

#	NAME	POS	HT	WT	BORN	YR	COLLEGE	H.S. HOMETOWN
64	LeVoir, Mark	T	6-7	310	7/29/1982	3	Notre Dame	Eden Prairie, Minn.

RESERVE/P.U.P. LIST

#	NAME	POS
64	Mark LeVoir	T

RESERVE/N.F.I. LIST

#	NAME	POS	HT	WT	BORN	YR	COLLEGE	H.S. HOMETOWN
19	Tate, Brandon	WR	6-1	195	10/5/1987	R	North Carolina	Burlington, N.C.

RESERVE/N.F.I. LIST

#	NAME	POS
19	Brandon Tate	WR

RESERVE/MILITARY LIST

#	NAME	POS	HT	WT	BORN	YR	COLLEGE	H.S. HOMETOWN
15	Barnes, Tyree	WR	6-0	196	4/15/1986	R	Navy	Hampton, Va.
44	Kettani, Eric	RB	5-11	235	3/26/1987	R	Navy	Kirtland, Ohio
15	White, Shun	WR	5-8	195	12/9/1985	R	Navy	Memphis, Tenn.

RESERVE/MILITARY LIST

#	NAME	POS
15	Tyree Barnes	WR
15	Shun White	WR
44	Eric Kettani	RB

HEAD COACH: BILL BELICHICK

ASSISTANTS: Josh Boyer, Defensive Backs; Ivan Fears, Running Backs; Pepper Johnson, Defensive Line; Harold Nash, Assistant Strength and Conditioning; Bill O'Brien, Quarterbacks; Scott O'Brien, Special Teams; Chad O'Shea, Receivers; Matt Patricia, Linebackers; Dean Pees, Defensive Coordinator; Dante Scarnecchia, Assistant Head Coach/Offensive Line; Shane Waldron, Tight Ends; Mike Woicik, Strength and Conditioning



2009 NUMERICAL ROSTER

October 20, 2009

#	NAME	POS	HT	WT	AGE	YR	COLLEGE	HOW ACQ.
3	Stephen Gostkowski	K	6-1	215	25	4	Memphis	D4b-06
6	Chris Hanson	P	6-2	202	32	11	Marshall	FA(NO)-07
8	Brian Hoyer	QB	6-2	215	24	R	Michigan State	FA-09
11	Julian Edelman	WR	6-0	198	23	R	Kent State	D7a-09
12	Tom Brady	QB	6-4	225	32	10	Michigan	D6b-00
13	Joey Galloway	WR	5-11	197	37	15	Ohio State	FA(TB)-09
18	Matthew Slater	WR	6-0	200	24	2	UCLA	D5-08
21	Fred Taylor	RB	6-1	228	33	12	Florida	FA(JAX)-09
22	Terrence Wheatley	CB	5-9	185	24	2	Colorado	D2-08
23	Leigh Bodden	CB	6-1	193	28	7	Duquesne	FA(DET)-09
24	Jonathan Wilhite	CB	5-11	185	25	2	Auburn	D4-08
25	Pat Chung	S	5-11	212	22	R	Oregon	D2a-09
28	Darius Butler	CB	5-10	185	23	R	Connecticut	D2c-09
29	Shawn Springs	CB	6-0	204	34	13	Ohio State	FA(WAS)-09
30	Brandon McGowan	S	5-11	210	26	5	Maine	UFA(CHI)-09
31	Brandon Meriweather	S	5-11	200	25	3	Miami (Fla.)	D1-07
33	Kevin Faulk	RB	5-8	202	33	11	Louisiana State	D2-99
34	Sammy Morris	RB	6-0	220	32	10	Texas Tech	UFA (MIA)-07
36	James Sanders	S	5-10	210	25	5	Fresno State	D4-05
38	Bret Lockett	DB	6-1	211	22	R	UCLA	CW (CLE)-09
39	Laurence Maroney	RB	5-11	220	24	4	Minnesota	D1-06
42	BenJarvus Green-Ellis	RB	5-11	215	24	2	Mississippi	FA-08
47	Jake Ingram	LS	6-3	235	23	R	Hawaii	D6a-09
50	Rob Ninkovich	LB	6-2	255	25	4	Purdue	FA-09
51	Jerod Mayo	LB	6-1	245	23	2	Tennessee	D1-08
52	Eric Alexander	LB	6-2	240	27	5	Louisiana State	FA-04
53	Derrick Burgess	LB	6-2	260	31	9	Mississippi	TR(OAK)-09
55	Junior Seau	LB	6-3	248	40	20	USC	FA-09
58	Pierre Woods	LB	6-5	255	27	4	Michigan	FA-06
59	Gary Guyton	LB	6-3	245	23	2	Georgia Tech	FA-08
60	Rich Ohrmberger	OL	6-2	300	23	R	Penn State	D4-09
61	Stephen Neal	G	6-4	305	33	8	Cal State-Bakersfield	FA-01
63	Dan Connolly	OL	6-4	313	27	4	Southeast Missouri St.	FA(JAX)-08
67	Dan Koppen	C	6-2	296	30	7	Boston College	D5-03
70	Logan Mankins	G	6-4	310	27	5	Fresno State	D1-05
71	Kendall Simmons	G	6-3	315	30	8	Auburn	FA-09
72	Matt Light	T	6-4	305	31	9	Purdue	D2-01
75	Vince Wilfork	NT	6-2	325	27	6	Miami (Fla.)	D1a-04
76	Sebastian Vollmer	OL	6-8	315	25	R	Houston	D2d-09
77	Nick Kaczur	T	6-4	315	30	5	Toledo	D3b-05
80	Michael Matthews	TE	6-4	270	26	3	Georgia Tech	TR (NYG)-09
81	Randy Moss	WR	6-4	210	32	12	Marshall	TR (OAK)-07
83	Wes Welker	WR	5-9	185	28	6	Texas Tech	TR (MIA)-07
84	Benjamin Watson	TE	6-3	255	28	6	Georgia	D1b-04
86	Chris Baker	TE	6-3	258	29	8	Michigan State	FA(NYJ)-09
88	Sam Aiken	WR	6-2	215	28	7	North Carolina	UFA (BUF)-08
91	Myron Pryor	DL	6-1	310	23	R	Kentucky	D6b-09
92	Ron Brace	DL	6-3	330	22	R	Boston College	D2b-09
94	Ty Warren	DL	6-5	300	28	7	Texas A&M	D1-03
95	Tully Banta-Cain	LB	6-2	250	29	7	California	FA(SF)-09
96	Adalius Thomas	LB	6-2	270	32	10	Southern Mississippi	UFA(BAL)-07
97	Jarvis Green	DL	6-3	285	30	8	Louisiana State	D4b-02
99	Mike Wright	DL	6-4	295	27	5	Cincinnati	FA-05

PRACTICE SQUAD

#	NAME	POS	HT	WT	AGE	YR	COLLEGE	HOW ACQ.
9	Isalah Stanback	QB	6-2	208	25	3	Washington	D4-07
10	Terrence Nunn	WR	6-0	195	23	R	Nebraska	FA-09
27	Kyle Arrington	CB	5-10	196	23	1	Hofstra	FA-08
49	Bruce Davis	LB	6-3	252	24	2	UCLA	D3-08
62	Titus Adams	DL	6-4	305	26	1	Nebraska	FA-08
69	Ryan Wendell	C	6-2	285	23	1	Fresno State	FA-08
85	Robbie Agnone	TE	6-6	260	23	R	Delaware	FA-09
90	Darryl Richard	DL	6-4	295	23	R	Georgia Tech	D7b-09

RESERVE/INJURED LIST

#	NAME	POS	HT	WT	AGE	YR	COLLEGE	INJURY (IR date)
35	Chris Taylor	RB	5-8	224	25	4	Indiana	shoulder (9/5/09)
44	Tyrone McKenzie	LB	6-2	240	23	R	South Florida	knee (8/31/09)
66	George Bussey	OL	6-3	305	23	R	Louisville	knee (9/5/09)
98	Shawn Crable	LB	6-5	243	24	2	Michigan	groin (9/5/09)

RESERVE/P.U.P LIST

#	NAME	POS	HT	WT	AGE	YR	COLLEGE	DATE
64	Mark LeVoir	T	6-7	310	27	3	Notre Dame	August, 31

RESERVE/N.F.I. List

#	NAME	POS	HT	WT	AGE	YR	COLLEGE	DATE
19	Brandon Tate	WR	6-1	195	21	R	North Carolina	August, 31

RESERVE/MILITARY LIST

#	NAME	POS	HT	WT	AGE	YR	COLLEGE	DATE
15	Tyree Barnes	WR	6-0	196	23	R	Navy	July, 23
15	Shun White	WR	5-8	195	23	R	Navy	August, 17
44	Eric Kettani	RB	5-11	235	22	R	Navy	July, 23



2009 POSITIONAL ROSTER

October 20, 2009

DEFENSE (25)								
#	NAME	POS	HT	WT	BORN	YR	COLLEGE	H.S. HOMETOWN
DEFENSIVE LINE (6)								
92	Brace, Ron	DL	6-3	330	12/18/1986	R	Boston College	Worcester, Mass.
97	Green, Jarvis	DL	6-3	285	1/12/1979	8	Louisiana State	Donaldsonville, La.
91	Pryor, Myron	DL	6-1	310	6/13/1986	R	Kentucky	Louisville, Ky.
94	Warren, Ty	DL	6-5	300	2/6/1981	7	Texas A&M	Bryan, Texas
75	Wilfork, Vince	NT	6-2	325	11/4/1981	6	Miami (Fla.)	Boynton Beach, Fla.
99	Wright, Mike	DL	6-4	295	3/1/1982	5	Cincinnati	Cincinnati, Ohio
LINEBACKER (9)								
52	Alexander, Eric	LB	6-2	240	2/8/1982	5	Louisiana State	Port Arthur, Texas
95	Banta-Cain, Tully	LB	6-2	250	8/28/1980	7	California	Sunnyvale, Calif.
53	Burgess, Derrick	LB	6-2	260	8/12/1978	9	Mississippi	Greenbelt, Md.
59	Guyton, Gary	LB	6-3	245	11/14/1985	2	Georgia Tech	Hinesville, Ga.
51	Mayo, Jerod	LB	6-1	245	2/23/1986	2	Tennessee	Hampton, Va.
50	Ninkovich, Rob	LB	6-2	255	2/1/1984	4	Purdue	Blue Island, Ill.
55	Seau, Junior	LB	6-3	248	1/19/1969	20	USC	San Diego, Calif.
96	Thomas, Adalius	LB	6-2	270	8/18/1977	10	Southern Mississippi	Equality, Ala.
58	Woods, Pierre	LB	6-5	255	1/6/1982	4	Michigan	Cleveland, Ohio
DEFENSIVE BACK (10)								
23	Bodden, Leigh	CB	6-1	193	9/24/1981	7	Duquesne	Hyattsville, Md.
28	Butler, Darius	CB	5-10	185	3/18/1986	R	Connecticut	Ft. Lauderdale, Fla.
25	Chung, Pat	S	5-11	212	8/19/1987	R	Oregon	Rancho Cucamonga, Calif.
38	Lockett, Bret	DB	6-1	211	10/7/1986	R	UCLA	Diamond Bar, Calif.
30	McGowan, Brandon	S	5-11	210	9/26/1983	5	Maine	Jersey City, N.J.
31	Meriweather, Brandon	S	5-11	200	1/14/1984	3	Miami (Fla.)	Apopka, Fla.
36	Sanders, James	S	5-10	210	11/11/1983	5	Fresno State	Porterville, Calif.
29	Springs, Shawn	CB	6-0	204	3/11/1975	13	Ohio State	Silver Spring, Md.
22	Wheatley, Terrence	CB	5-9	185	5/5/1985	2	Colorado	Plano, Texas
24	Wilhite, Jonathan	CB	5-11	185	2/23/1984	2	Auburn	Monroe, La.
OFFENSE (25)								
#	NAME	POS	HT	WT	BORN	YR	COLLEGE	H.S. HOMETOWN
OFFENSIVE LINE (9)								
63	Connolly, Dan	OL	6-4	313	9/2/1982	4	Southeast Missouri St.	St. Louis, Mo.
77	Kaczur, Nick	T	6-4	315	7/28/1979	5	Toledo	Brantford, Ontario
67	Koppen, Dan	C	6-2	296	9/12/1979	7	Boston College	Whitehall, Pa.
72	Light, Matt	T	6-4	305	6/23/1978	9	Purdue	Greenville, Ohio
70	Mankins, Logan	G	6-4	310	3/10/1982	5	Fresno State	Catheys Valley, Calif.
61	Neal, Stephen	G	6-4	305	10/9/1976	8	Cal State-Bakersfield	San Diego, Calif.
60	Ohrnberger, Rich	OL	6-2	300	2/14/1986	R	Penn State	East Meadow, N.Y.
71	Simmons, Kendall	G	6-3	315	3/11/1979	8	Auburn	Ripley, Miss.
76	Vollmer, Sebastian	OL	6-8	315	7/10/1984	R	Houston	Kaarst, Germany
QUARTERBACK (2)								
12	Brady, Tom	QB	6-4	225	8/3/1977	10	Michigan	San Mateo, Calif.
8	Hoyer, Brian	QB	6-2	215	10/13/1985	R	Michigan State	North Olmstead, Ohio
WIDE RECEIVER (6)								
88	Aiken, Sam	WR	6-2	215	12/14/1980	7	North Carolina	Kenansville, N.C.
11	Edelman, Julian	WR	6-0	198	5/22/1986	R	Kent State	Redwood City, Calif.
13	Galloway, Joey	WR	5-11	197	11/20/1971	15	Ohio State	Bellaire, Ohio
81	Moss, Randy	WR	6-4	210	2/13/1977	12	Marshall	Rand, W. Va.
18	Slater, Matthew	WR	6-0	200	9/9/1985	2	UCLA	Anaheim, Calif.
83	Welker, Wes	WR	5-9	185	5/1/1981	6	Texas Tech	Oklahoma City, Okla.
RUNNING BACK (5)								
33	Faulk, Kevin	RB	5-8	202	6/5/1976	11	Louisiana State	Carencro, La.
42	Green-Ellis, BenJarvus	RB	5-11	215	7/2/1985	2	Mississippi	New Orleans, La.
39	Maroney, Laurence	RB	5-11	220	2/5/1985	4	Minnesota	St. Louis, Mo.
34	Morris, Sammy	RB	6-0	220	3/23/1977	10	Texas Tech	San Antonio, Texas
21	Taylor, Fred	RB	6-1	228	1/27/1976	12	Florida	Belle Glade, Fla.
TIGHT END (3)								
86	Baker, Chris	TE	6-3	258	11/18/1979	8	Michigan State	St. Albans, N.Y.
80	Matthews, Michael	TE	6-4	270	10/9/1983	3	Georgia Tech	Sycamore, Ohio
84	Watson, Benjamin	TE	6-3	255	12/18/1980	6	Georgia	Rock Hill, S.C.
SPECIALISTS (3)								
#	NAME	POS	HT	WT	BORN	YR	COLLEGE	H.S. HOMETOWN
SPECIALISTS (3)								
3	Gostkowski, Stephen	K	6-1	215	1/28/1984	4	Memphis	Madison, Miss.
6	Hanson, Chris	P	6-2	202	10/25/1976	11	Marshall	Sharpsburg, Ga.
47	Ingram, Jake	LS	6-3	235	10/23/1985	R	Hawaii	Mililani, Hawaii
RESERVE/INJURY (4)								
#	NAME	POS	HT	WT	BORN	YR	COLLEGE	H.S. HOMETOWN
RESERVE/INJURY (4)								
66	Bussey, George	OL	6-3	305	10/24/1984	R	Louisville	Louisville, Ky.
98	Crable, Shawn	LB	6-5	243	12/26/1984	2	Michigan	Massillon, Ohio
53	McKenzie, Tyrone	LB	6-2	240	12/11/1985	R	South Florida	Riverview, Fla.
35	Taylor, Chris	RB	6-0	224	11/7/1983	4	Indiana	Memphis, Tenn.
RESERVE/P.U.P (1)								
#	NAME	POS	HT	WT	BORN	YR	COLLEGE	H.S. HOMETOWN
RESERVE/P.U.P (1)								
64	LeVoi, Mark	T	6-7	310	7/29/1982	3	Notre Dame	Eden Prairie, Minn.
RESERVE/N.F.I. (1)								
#	NAME	POS	HT	WT	BORN	YR	COLLEGE	H.S. HOMETOWN
RESERVE/N.F.I (1)								
19	Tate, Brandon	WR	6-1	195	10/5/1987	R	North Carolina	Burlington, N.C.
RESERVE/MILITARY (3)								
#	NAME	POS	HT	WT	BORN	YR	COLLEGE	H.S. HOMETOWN
RESERVE/MILITARY (2)								
15	Barnes, Tyree	WR	6-0	196	4/15/1986	R	Navy	Hampton, Va.
44	Kettani, Eric	RB	5-11	235	3/26/1987	R	Navy	Kirtland, Ohio
15	White, Shun	WR	5-8	195	12/9/1985	R	Navy	Memphis, Tenn.



HOW THE PATRIOTS WERE BUILT

UPDATED: October 20, 2009

<u>YEAR</u>	<u>DRAFTEES (26)</u>	<u>VETERAN FREE AGENTS (15)</u>	<u>WAIVERS (1) / TRADES (4)</u>	<u>ROOKIE AND FIRST-YEAR FREE AGENTS (7)</u>
1999	Kevin Faulk (2)			
2000	Tom Brady (6b)			
2001	Matt Light (2)			Stephen Neal (fa)
2002	Jarvis Green (4b)			
2003	Ty Warren (1) Dan Koppen (5)			
2004	Vince Wilfork (1a) Benjamin Watson (1b)			Eric Alexander (fa)
2005	Logan Mankins (1) Nick Kaczur (3b) James Sanders (4)			Mike Wright (fa)
2006	Laurence Maroney (1) Stephen Gostkowski (4b)			Pierre Woods (fa)
2007	Brandon Meriweather (1)	Chris Hanson (fa)(NO) Sammy Morris (5)(MIA) Adalius Thomas (6)(BAL)	Randy Moss (1)(tr-OAK) Wes Welker (fa)(tr-MIA)	
2008	Jerod Mayo (1) Terrence Wheatley (2) Jonathan Wilhite (4) Matthew Slater (5)	Sam Aiken (4)(BUF) Dan Connolly (fa)(JAX)		BenJarvus Green-Ellis (fa) Gary Guyton (fa)
2009	Pat Chung (2a) Ron Brace (2b) Darius Butler (2c) Sebastian Vollmer (2d) Rich Ohrmberger (4) Jake Ingram (6a) Myron Pryor (6b) Julian Edelman (7a)	Chris Baker (3)(NYJ) Tully Banta-Cain (7)(SF) Leigh Bodden (fa)(DET) Joey Galloway (1)(TB) Brandon McGowan (fa)(CHI) Rob Ninkovich (fa) Junior Seau (1) SD Kendall Simmons (fa) (PITT) Shawn Springs (1)(WAS) Fred Taylor (1)(JAX)	Derrick Burgess (3) (tr-OAK) Bret Lockett (fa) (W-CLE) Michael Matthews (fa) (tr-NYG) RESERVE/INJURED (4) George Bussey Shawn Crable Tyrone McKenzie Chris Taylor RESERVE/P.U.P (1) Mark LeVoir RESERVE/N.F.I. (1) Brandon Tate RESERVE/MILITARY (3)	Brian Hoyer (fa)

NOTE: Team in parenthesis is the player's prior team
 (#) – indicates round drafted
 (fa) – indicates non-drafted free agents

Tyree Barnes (fa)
 Eric Kettani (fa)
 Shun White (fa)



2009 TRANSACTIONS

UPDATED: October 20, 2009

JANUARY, 2009

1/27/2009 Reese, Floyd Hired as Senior Football Advisor

FEBRUARY, 2009

2/3/2009 Boyer, Josh Named Defensive Backs Coach
2/3/2009 O'Brien, Bill Named Quarterbacks Coach
2/3/2009 O'Brien, Scott Hired as Special Teams Coach
2/5/2009 Cassel, Matt Designated Franchise Player
2/12/2009 Ossenfort, Monti Named National Scout
2/12/2009 Robinson, Jon Named Director of College Scouting
2/12/2009 Waldron, Shane Named Tight Ends Coach
2/17/2009 Washington, Kelley Released
2/17/2009 Yates, Billy Released
2/18/2009 Banta-Cain, Tully Signed as Veteran Free Agent (SF)
2/18/2009 Listorti, Brad Signed as First-Year Free Agent (NYJ)
2/20/2009 Yates, Billy Re-Signed
2/25/2009 Licht, Jason Hired as Director of Pro Personnel
2/25/2009 O'Shea, Chad Hired as Receivers Coach
2/27/2009 Taylor, Fred Signed as Veteran Free Agent (JAX)
2/27/2009 Robertson, Darrell Released
2/28/2009 Cassel, Matt Traded to Kansas City
2/28/2009 Vrabel, Mike Traded to Kansas City

MARCH, 2009

3/2/2009 Baker, Chris Signed as Veteran Free Agent (NYJ)
3/2/2009 Hochstein, Russ Re-Signed
3/5/2009 Alexander, Eric Re-Signed
3/5/2009 Hanson, Chris Re-Signed
3/5/2009 Lewis, Greg Acquired Via Trade (PHI)
3/5/2009 Sanders, James Re-Signed
3/10/2009 Hodel, Nathan Signed as Veteran Free Agent (ARZ)
3/11/2009 Bodden, Leigh Signed as Veteran Free Agent (DET)
3/11/2009 Springs, Shawn Signed as Veteran Free Agent (WAS)
3/16/2009 Johnson, Al Signed as Veteran Free Agent (MIA)
3/16/2009 Britt, Wesley Re-Signed
3/16/2009 Ventrone, Ray Re-Signed
3/16/2009 Williams, Tank Re-Signed
3/16/2009 Wright, Mike Re-Signed
3/19/2009 Galloway, Joey Signed as Veteran Free Agent (TB)
3/23/2009 Duckett, Damane Signed as Veteran Free Agent (SF)

APRIL, 2009

4/21/2009 Woods, Pierre Re-Signed
4/23/2009 Smith, Kenny Re-Signed
4/25/2009 Chung, Patrick Drafted
4/25/2009 Brace, Ron Drafted
4/25/2009 Butler, Darius Drafted
4/25/2009 Vollmer, Sebastian Drafted
4/26/2009 Tate, Brandon Drafted
4/26/2009 McKenzie, Tyrone Drafted
4/26/2009 Ohrnberger, Rich Drafted
4/26/2009 Bussey, George Drafted
4/26/2009 Ingram, Jake Drafted
4/26/2009 Pryor, Myron Drafted
4/26/2009 Edelman, Julian Drafted
4/26/2009 Richard, Darryl Drafted
4/26/2009 Hobbs, Ellis Traded to Philadelphia
4/29/2009 Ruud, Bo Released
4/30/2009 Smith, Alex Acquired Via Trade (TB)
4/30/2009 Appleby, Antonio Signed as Rookie Free Agent
4/30/2009 Hoyer, Brian Signed as Rookie Free Agent
4/30/2009 Love, Jamar Signed as Rookie Free Agent
4/30/2009 McClinton, Marcus Signed as Rookie Free Agent
4/30/2009 Porter, Jermail Signed as Rookie Free Agent

MAY, 2009

5/4/2009 Ciurciu, Vinny Signed as Veteran Free Agent (MIN)
5/4/2009 Williams, Stephen Signed as Veteran Free Agent (CAR)
5/4/2009 Cuff, Omar Signed as First-Year Free Agent (TB)
5/4/2009 Ortiz, Robert Re-Signed as First-Year Free Agent
5/4/2009 Barnes, Tyree Signed as Rookie Free Agent
5/4/2009 Kettani, Eric Signed as Rookie Free Agent
5/4/2009 Perez, Aaron Signed as Rookie Free Agent
5/4/2009 White, Shun Signed as Rookie Free Agent
5/5/2009 McGowan, Brandon Signed as Unrestricted Free Agent (CHI)
5/5/2009 Malone, Tom Released
5/11/2009 Nunn, Terrence Signed as Rookie Free Agent
5/26/2009 Duckett, Damane Released
5/26/2009 Listorti, Brad Released

MAY, 2009

5/27/2009 Lenon, Paris Signed as Unrestricted Free Agent (DET)
5/29/2009 Perez, Aaron Released

JUNE, 2009

6/1/2009 Malone, Tom Re-signed
6/4/2009 Pass, Patrick Signed as a Veteran Free Agent (NYG)
6/4/2009 Smith, Kenny Released
6/4/2009 Craig, Angelo Released
6/4/2009 Cuff, Omar Released
6/4/2009 McClinton, Marcus Released
6/11/2009 Pass, Patrick Released
6/16/2009 Ohrnberger, Rich Signed/Draft Choice
6/16/2009 Appleby, Antonio Released

JULY, 2009

7/13/2009 Butler, Darius Signed/Draft Choice
7/16/2009 Richard, Darryl Signed/Draft Choice
7/23/2009 Brace, Ron Signed/Draft Choice
7/23/2009 Vollmer, Sebastian Signed/Draft Choice
7/23/2009 Tate, Brandon Signed/Draft Choice
7/23/2009 Bussey, George Signed/Draft Choice
7/23/2009 Pryor, Myron Signed/Draft Choice
7/23/2009 Edelman, Julian Signed/Draft Choice
7/23/2009 Ortiz, Robert Released
7/23/2009 Barnes, Tyree Placed on Reserve/Military
7/23/2009 Kettani, Eric Placed on Reserve/Military
7/27/2009 Chung, Pat Signed/Draft Choice
7/27/2009 Spann, Antwain Released
7/28/2009 Jones, Herana-Daze Signed
7/28/2009 Porter, Jermail Released
7/29/2009 Ingram, Jake Signed/Draft Choice
7/29/2009 Love, Jamar Released

AUGUST, 2009

8/1/2009 Malone, Tom Released
8/2/2009 Love, Jamar Signed
8/2/2009 Ninkovich, Rob Signed
8/2/2009 Redd, Vince Released
8/3/2009 Walter, Andrew Signed
8/3/2009 Gutierrez, Matt Released
8/6/2009 Burgess, Derrick Acquired Via Trade (OAK)
8/6/2009 Johnson, Al Released
8/17/2009 Taylor, Chris Signed
8/17/2009 Smith, Le Kevin Traded to Denver for undisclosed draft pick
8/17/2009 White, Shun Placed on Reserve/Military
8/18/2009 Rogers, Roderick Signed
8/19/2009 Richardson, Mike Released
8/23/2009 DeVree, Tyson Released
8/25/2009 Hochstein, Russ Traded to Denver for undisclosed draft pick
8/25/2009 McKenzie, Tyrone Signed/Draft Choice
8/25/2009 Williams, Tank Released
8/26/2009 Ortiz, Robert Signed
8/31/2009 Bruschi, Tedy Announced his Retirement
8/31/2009 Hodel, Nathan Released
8/31/2009 O'Connell, Kevin Released
8/31/2009 LeVoi, Mark Placed on Reserve/P.U.P.
8/31/2009 McKenzie, Tyrone Placed on Reserve/Injured (knee)
8/31/2009 Tate, Brandon Placed on Reserve/N.F.I.

SEPTEMBER, 2009

9/4/2009 Ciurciu, Vinny Released
9/4/2009 Ortiz, Robert Released
9/4/2009 Rogers, Roderick Released
9/4/2009 Walter, Andrew Released
9/4/2009 Williams, Stephen Released
9/4/2009 Yates, Billy Released
9/5/2009 Adams, Titus Released
9/5/2009 Britt, Wesley Released
9/5/2009 Bussey, George Placed on Reserve/Injured (knee)
9/5/2009 Crable, Shawn Placed on Reserve/Injured (groin)
9/5/2009 Jones, Herana-Daze Released
9/5/2009 Lenon, Paris Released
9/5/2009 Love, Jamar Released
9/5/2009 Nunn, Terrence Released
9/5/2009 O'Callaghan, Ryan Released
9/5/2009 Richard, Darryl Released
9/5/2009 Smith, Alex Released
9/5/2009 Taylor, Chris Placed on Reserve/Injured (shoulder)



2009 TRANSACTIONS

SEPTEMBER, 2009

9/5/2009	Ventrone, Ray	Released
9/5/2009	Thomas, David	Traded to N.O. for an undisclosed draft pick
9/5/2009	Matthews, Michael	Acquired via trade (NY Giants)
9/6/2009	Seymour, Richard	Traded to Oak. for an undisclosed draft pick
9/6/2009	Simmons, Kendall	Signed
9/7/2009	Adams, Titus	Signed to the Practice Squad
9/7/2009	Brown, Patrick	Signed to the Practice Squad
9/7/2009	Grady, Adrian	Signed to the Practice Squad
9/7/2009	Terrence Nunn	Signed to the Practice Squad
9/7/2009	Darryl Richard	Signed to the Practice Squad
9/7/2009	Stanback, Isaiah	Signed to the Practice Squad
9/7/2009	Willingham, DeAngelo	Signed to the Practice Squad
9/7/2009	Lockett, Bret	Claimed off waivers from Cleveland
9/7/2009	Lewis, Greg	Released
9/8/2009	Agnone, Robbie	Signed to the Practice Squad
9/21/2009	Willingham, DeAngelo	Released from the Practice Squad
9/21/2009	Arrington, Kyle	Signed to the Practice Squad
9/22/2009	Burgess, Prescott	Acquired via trade (Baltimore)
9/22/2009	Wendell, Ryan	Released
9/24/2009	Wendell, Ryan	Signed to the Practice Squad
9/24/2009	Brown, Patrick	Released from the Practice Squad
9/28/2009	Sands, Terrell	Signed
9/28/2009	Burgess, Prescott	Released
9/30/2009	Burgess, Prescott	Signed to the Practice Squad
9/30/2009	Grady, Adrian	Released from the Practice Squad

OCTOBER, 2009

10/7/2009	Davis, Bruce	Signed to the Practice Squad
10/14/2009	Seau, Junior	Signed
10/14/2009	Sands, Terrell	Released



UNOFFICIAL DEPTH CHART

Unofficial depth chart compiled by Patriots media relations, October 20, 2009

OFFENSE

WR: 83 Wes Welker	88 Sam Aiken	18 Matthew Slater
LT: 72 Matt Light	<u>76 Sebastian Vollmer</u>	
LG: 70 Logan Mankins	63 Dan Connolly	
C: 67 Dan Koppen	63 Dan Connolly	
RG: 61 Stephen Neal	<u>60 Rich Ohrnberger</u>	71 Kendall Simmons
RT: 77 Nick Kaczur	<u>76 Sebastian Vollmer</u>	
TE 84 Benjamin Watson	86 Chris Baker	80 Michael Matthews
WR: 81 Randy Moss	13 Joey Galloway	<u>11 Julian Edelman</u>
QB: 12 Tom Brady	<u>8 Brian Hoyer</u>	
RB: 39 Laurence Maroney	34 Sammy Morris	33 Kevin Faulk
RB: 21 Fred Taylor	42 BenJarvus Green-Ellis	

DEFENSE

LE: 94 Ty Warren	<u>91 Myron Pryor</u>	
NT: 75 Vince Wilfork	99 Mike Wright	<u>92 Ron Brace</u>
RE: 97 Jarvis Green	<u>91 Myron Pryor</u>	
OLB 58 Pierre Woods	95 Tully Banta-Cain	50 Rob Ninkovich
ILB: 51 Jerod Mayo	52 Eric Alexander	
ILB: 59 Gary Guyton	55 Junior Seau	
OLB 96 Adalius Thomas	53 Derrick Burgess	
LCB: 29 Shawn Springs	22 Terrence Wheatley	<u>28 Darius Butler</u>
RCB 23 Leigh Bodden	24 Jonathan Wilhite	
SS: 31 Brandon Meriweather	<u>25 Pat Chung</u>	
FS: 36 James Sanders	30 Brandon McGowan	<u>38 Bret Lockett</u>

SPECIAL TEAMS

K: 3 Stephen Gostkowski	6 Chris Hanson	
P: 6 Chris Hanson	3 Stephen Gostkowski	
H: 6 Chris Hanson	<u>8 Brian Hoyer</u>	
PR: 83 Wes Welker	33 Kevin Faulk	22 Terrence Wheatley
KR: 18 Matthew Slater	39 Laurence Maroney	<u>28 Darius Butler</u>
LS: <u>47 Jake Ingram</u>		

PRONUNCIATION GUIDE

Leigh Bodden	BOD-in	Dan Koppen	COPE-en
Stephen Gostkowski	gust-OW-ski	Jerod Mayo	je-ROD
Nick Kaczur	KÄ-zur	Adalius Thomas	ah-DAY-lus