





BOSTON-DENVER

SERIES HISTORY

The Patriots and Broncos will meet for the 43rd time in series history and for the 16th time in the last 18 years. The Broncos have won five of the last seven regular-season and playoff contests, but had a three-game winning streak snapped last season on Monday Night Football when the Patriots beat Denver 41-7 on October 20.



The Broncos own a 26-16 advantage in the series, including a 2-0 mark in the playoffs. New England lost a Divisional playoff game at Denver during the 1986 and 2005 playoffs. Of the 42 previous games in the series, 25 have been played in Denver. The Patriots have played more games against the Broncos than any other team that has never been in New England's division. The Patriots are 1-3 all time at Invesco Field.



The history between the teams dates back to the first days of the American Football League in 1960. The Patriots played the Broncos in the inaugural game of each franchise, a 13-10 Denver win on Sept. 9, 1960 at B.U. Field. The teams squared off twice a year in the decade prior to the AFL-NFL merger, with the Patriots taking a 10-7 advantage out of those games.

Regular Season – Broncos 24, Patriots 16

Date	Result	Score	H/A	Stadium
09/09/60	L	10-13	H	B.U. Field
10/23/60	L	24-31	A	Bears Stadium
09/16/61	W	45-17	H	B.U. Field
12/03/61	W	28-24	A	Bears Stadium
09/21/62	W	41-16	H	Boston U. Field
11/11/62	W	33-29	A	Bears Stadium
09/29/63	L	10-14	A	Bears Stadium
10/18/63	W	40-21	H	Fenway Park
10/04/64	W	39-10	A	Bears Stadium
11/20/64	W	12-7	H	Fenway Park
09/24/65	L	10-27	H	Fenway Park
12/12/65	W	28-20	A	Bears Stadium
09/18/66	W	24-10	A	Bears Stadium
11/06/66	L	10-17	H	Fenway Park
09/03/67	L	21-26	A	Bears Stadium
09/29/68	W	20-17	A	Bears Stadium
11/03/68	L	14-35	H	Fenway Park
09/14/69	L	7-35	A	Mile High Stadium
12/17/72	L	21-45	A	Mile High Stadium
11/28/76	W	38-14	H	Schaefer Stadium
11/11/79	L	10-45	A	Mile High Stadium
09/29/80	W	23-14	H	Schaefer Stadium
11/04/84	L	19-26	A	Mile High Stadium
09/28/86	L	20-27	A	Mile High Stadium
12/06/87	L	20-31	A	Mile High Stadium
12/17/88	L	10-21	A	Mile High Stadium
10/27/91	L	6-9	H	Foxboro Stadium
12/01/91	L	3-20	A	Mile High Stadium
10/08/95	L	3-37	H	Foxboro Stadium
11/17/96	L	8-34	H	Foxboro Stadium
10/06/97	L	13-34	A	Mile High Stadium
09/07/98	L	21-27	A	Mile High Stadium
10/24/99	W	24-23	H	Foxboro Stadium
10/01/00	W	28-19	A	Mile High Stadium
10/28/01	L	20-31	A	Invesco Field
10/27/02	L	16-24	H	Gillette Stadium
11/03/03	W	30-26	A	Invesco Field
10/16/05	L	20-28	A	Invesco Field
9/24/06	L	7-17	H	Gillette Stadium
10/20/08	W	41-7	H	Gillette Stadium

Playoffs – Broncos 2, Patriots 0

Date	Result	Score	H/A	Stadium
01/04/87	L	17-22	A	Mile High Stadium
01/14/06	L	13-27	A	Invesco Field

SERIES BREAKDOWN

(Including Playoffs)

Overall Record	16-26 (Including 0-2 in playoffs)
Record in New England	8-9
Record in Denver	8-17 (Including 0-2 in playoffs)
Total Points in the Series	Denver 977, Patriots 847
Bill Belichick vs. Denver	3-9 (3-5 with New England)
Josh McDaniels vs. New England	0-0

TALE OF THE TAPE

2009 Regular Season Record	New England	Denver
Divisional Standings	2nd	1st
Total Yards Gained	1,504	1,460
Total Offense (Rank)	376.0 (8)	365.0 (9)
Rush Offense	102.3(18)	148.0 (4)
Pass Offense	273.8 (5)	217.0 (17)
Points Per Game	21.8 (14)	19.8 (19)
Touchdowns Scored	8	8
Third Down Conversion Pct.	45.8	36.7
Total Yards Allowed	1,150	959
Total Defense (Rank)	287.5 (8)	239.8 (2)
Rush Defense	95.3 (11)	77.3 (5)
Pass Defense	192.3 (8)	162.5 (3)
Points Allowed/Game	17.75 (9)	6.5 (1)
Touchdowns Allowed	8	2
Third Down Defense (Pct.)	40.9	26.4
Field Goals Made/Attempted	11/12	8/10
Possession Avg.	35:41	30:36
Sacks Allowed/Yards Lost	4/34	6/38
Sacks Made/Yards	8/69	15/74
Interceptions For/Against	1/2	6/0
Penalties Against/Yards	24/195	26/200
Punts/Avg.	12/38.8	18/46.4
Turnover Differential	+2	+7

QUICK HITS

- The Broncos are the only team the Patriots have lost to twice in the playoffs (1986 and 2005). New England's 11 other playoff losses have been to 11 different clubs.
- The Patriots rushed for 257 yards and a 6.8-yard average in last year's 41-7 win.
- RB Sammy Morris set a personal-best with 138 yards rushing on 16 carries for an average of 8.6 yards last year against Denver.
- RB Laurence Maroney had a career-high with five receptions vs. Denver (9/24/06).
- In Belichick's only two wins at Denver (10/1/00 and 11/3/03) he took intentional safeties in the second half to help secure the win.

BRADY VS. DENVER

Tom Brady is 1-4 against the Broncos in the regular season. Denver is the only team that Brady has a losing record against.

Tom Brady vs. Denver (1-4) (regular season)

Date	H/A	A	C	Yd	TD	I	W/L	Score
10/28/01	A	38	25	203	2	4	L	20-31
10/27/02	H	29	15	130	1	0	L	16-24
11/3/03	A	35	20	350	3	1	W	30-26
10/16/05	A	46	24	299	1	0	L	20-28
9/24/06	H	55	31	320	1	0	L	7-17
Totals		203	115	1302	8	5	1-4	

MOSS VS. DENVER

DATE	REC	Yds	Avg	LG	TD
10/31/1999	3	39	13.0	23	0
10/19/2003	10	151	15.1	44	0
11/13/2005	6	87	14.5	29t	1
12/24/2005	5	72	14.4	24	0
10/15/2006	5	86	17.2	51	0
11/12/2006	1	8	8.0	8	0
10/20/2008	5	69	13.8	27t	2
Totals	35	512	14.6	51	3



BOSTON-DENVER

LAST MEETING PATRIOTS 41, BRONCOS 7

October 20, 2008 ★ Gillette Stadium (Att: 68,756)

	1	2	3	4	Final
Denver Broncos	0	0	0	7	— 7
New England Patriots	6	14	14	7	— 41

The New England Patriots improved to 4-2 on the season with a 41-7 win over Denver at Gillette Stadium. The Patriots tied their largest Monday Night Football victory and improved to 15-1 since 2003 following a loss. New England's defense forced five turnovers and the Patriots offense converted those takeaways into a total of 20 points. The New England rushing attack totaled 257 yards – its highest total in 15 years – and Matt Cassel set a then career high with three touchdown passes, two to Randy Moss.

New England came out swinging in the first quarter, forcing a pair of Denver fumbles and converting each one into a field goal to take a 6-0 lead heading into the second quarter. The Patriots found their way into the end zone on their first full possession in the second stanza, marching 56 yards on six plays to take a 13-0 lead on a 4-yard scoring run by Sammy Morris. The New England defense halted Denver's next possession with a Brandon Meriweather interception and the Patriots offense responded with its longest drive of the night, traveling 84 yards on nine plays to give New England a 20-0 lead on a 13-yard scoring hookup from Matt Cassel to Randy Moss. The Patriots defense snuffed out a late Denver scoring bid with a Mike Wright strip-sack to preserve the 20-0 halftime margin.

New England set up its first scoring drive of the second half with a 44-yard punt return by Wes Welker following Denver's first possession of the third quarter. That play set up a 28-yard scoring drive that ended in a 27-yard catch-and-run scoring play from Cassel to Moss and a 27-0 Patriots lead. Denver's next possession was snuffed out by a James Sanders interception, setting up an eight-play, 80-yard scoring drive that ended with a Cassel's third scoring toss of the night, a 6-yard pass to Wes Welker that made the score 34-0 heading into the final quarter. Four plays into the final stanza, Denver scored its lone points on a 10-yard touchdown pass from Jay Cutler to Daniel Graham. But two possessions later, the Patriots extended the margin to 41-7 on a 1-yard touchdown run by rookie BenJarvus Green-Ellis that ended a 7-play, 52-yard drive and closed out the scoring with 3:09 left in the game.

CONNECTIONS

- Patriots head coach **Bill Belichick** was the assistant special teams coach and assistant to the defensive coordinator for the Denver Broncos in 1978.
- Patriots special teams coach **Scott O'Brien** served as special teams coordinator for the Denver Broncos from 2007-08.
- Broncos first year head coach **Josh McDaniels** was a member of the Patriots coaching staff from 2001-2008. He began with the organization from 2001-03 as a personnel assistant/coaching assistant before coaching quarterbacks in 2004-2005. McDaniels eventually became Off. Coor/QBS coach from 2006-08.
- Broncos director of pro personnel **Keith Kidd** was assistant director of pro personnel with the Patriots from 2002-04.
- Broncos director of college scouting **Matt Russell** worked on the Patriots staff from 2000-05. Russell was a pro scout through the 2002 season and as an area scout from 2003-05.

CONNECTIONS (continued)

- Broncos assistant linebackers coach **Roman Phifer** spent four seasons with the Patriots as a player from 2001-04.
- Broncos western regional scout **Adam Peters** spent six seasons (2003-08) in the Patriots personnel department, including the last three as an area scout.
- Broncos **T Brandon Gorin** spent three seasons on the Patriots (2003-05) and was college teammates with Patriots **LT Matt Light** from 1997-2000 at Purdue.
- Patriots **RT Nick Kaczur** and Broncos **P Brett Kern** were teammates at Toledo in 2004.
- Patriots rookie **S Patrick Chung** and Broncos **DL Ryan McBean** were both born in Kingston, Jamaica.
- Patriots **NT Vince Wilfork** and Broncos **ILB D.J. Williams** were teammates at Miami from 2001-03. Patriots **S Brandon Meriweather** was also their teammate for the 2003 season.
- Patriots rookie **DL Myron Pryor** and Broncos **ILB Wesley Woodyard** were teammates at Kentucky from 2005-07.
- Patriots **LB Jerod Mayo** and Broncos **OLB/DE Robert Ayers** were teammates at Tennessee from 2005-07.
- Patriots **LB Derrick Burgess** and Broncos **RB Correll Buckhalter** and **S Brian Dawkins** were teammates with the Philadelphia Eagles from 2001-04.
- Patriots **WR Wes Welker** and Broncos **CB André Goodman** were teammates in the Miami Dolphins organization in 2006.

The following Denver Broncos players are former members of the Patriots:

- WR Jabar Gafney- 2006-08
- T Brandon Gorin- 2003-05
- TE Daniel Graham- 2002-06
- RB Lamont Jordan- 2008
- LS Lonie Paxton- 2000-08
- OL Russ Hochstein- 2002-08
- DL Le Kevin Smith- 2006-08
- Patriots **WR Sam Aiken** and Broncos **LB Mario Haggan** were teammates with Buffalo from 2003-07.
- Patriots **DL Terrell Sands**, **LB Derrick Burgess**, **WR Randy Moss** and Broncos **S Renaldo Hill** and **RB Lamont Jordan** played for Oakland together in 2005.
- Patriots **P Chris Hanson** was teammates with Broncos **RB Lamont Jordan** for the New York Jets from 2002-04. .
- Patriots **LB Adalius Thomas** and Broncos **WR Brandon Stokley** were teammates in Baltimore from 2000-02. Patriots **WR Joey Galloway** and Broncos **QB Chris Simms** played for Tampa Bay together from 2004-07.

THIS WEEK IN PATRIOTS HISTORY

Oct. 10, 1961 – Mike Holovak replaces Lou Saban as Patriots head coach.

Oct. 11, 1963 – The Patriots play their first game in Fenway Park and beat Oakland 20-14.

Oct. 10, 2004 – The Patriots set the all-time pro football record with its 19th consecutive victory, a 24-10 win over the Miami Dolphins at Gillette Stadium. The winning streak eventually extended to 21 games.



LAST WEEK: PATRIOTS-RAVENS

Patriots 27, Ravens 21

October 4, 2009 ★ Gillette Stadium

	1	2	3	4	Final
Baltimore Ravens	7	0	7	7	— 21
New England Patriots	3	14	7	3	— 27

The New England Patriots improved to 3-1 with a 27-21 victory over the Baltimore Ravens. The New England defense held the Ravens on two fourth-down attempts in the fourth quarter to secure the win. Trailing 27-21 with just over five minutes to play, Baltimore attempted a fourth-down play on a fourth-and-one situation from its own 45-yard line. LB Gary Guyton and S Brandon McGowan stopped RB Willie McGahee on a run up the middle for no gain. After forcing the Patriots to punt, Baltimore got the ball back with 3:32 to play and drove to the 14-yard line. QB Joe Flacco's fourth-down pass fell incomplete with 32 seconds to play, allowing the Patriots to run out the clock to remain unbeaten against the Ravens.

New England struck quickly when LB Eric Alexander forced a fumble on the game's opening kickoff which McGowan recovered at the Baltimore 12-yard line. But the Patriots could not get a first down and were forced to settle for a field goal and a 3-0 lead. The Ravens responded with a 15-play, 81-yard drive that ended in a 20-yard touchdown pass to WR Derrick Mason for a 7-3 lead. The Patriots scored 14 points in the second quarter to take a 17-7 halftime lead. QB Tom Brady capped a 76-yard drive with a one-yard touchdown run to make it 10-7, and RB Sammy Morris scored on a 12-yard run with under five minutes to play in the first half. Baltimore had an opportunity to cut the deficit to three on the ensuing drive when they marched to the New England 17-yard line with 1:15 to go, but CB Leigh Bodden picked off a Flacco pass to preserve the 17-7 lead.

Midway through the third quarter, Baltimore made it 17-14 when LB Terrell Suggs forced a fumble on a sack of Brady that was recovered by DE Dwan Edwards in the end zone with 6:19 left in the third quarter. Brady was unshaken and on the next series directed a scoring drive that ended in a 14-yard touchdown pass to WR Randy Moss for a 24-14 New England lead. Baltimore answered with an 80-yard drive that ended in a 13-yard scoring pass from Flacco to McGahee early in the fourth quarter to cut the New England lead to 24-21. New England went on a 15-play, 59-yard drive that took 7:50 off the clock on the next series before adding a field goal for a 27-21 lead.

The Patriots held the Ravens to 21 total points (and just 14 points on offense) after the Ravens came into the game ranked second in the NFL averaging 34.3 points per game. In its first three games, Baltimore had totaled 38, 31 and 34 points. Brady's 1-yard touchdown run in the second quarter and Morris' 12-yard touchdown run in the second quarter are the first two rushing touchdowns given up by Baltimore in 2009.

MOSS MOVES PAST FAULK ON ALL-TIME TD LIST

WR Randy Moss caught a 14-yard touchdown pass from QB Tom Brady in the third quarter for his first touchdown reception of the 2009 season. Moss moved out of a tie with Marshall Faulk into sole possession of sixth place on the NFL's all-time touchdowns list with a total of 137 touchdowns (136 receiving touchdowns and one punt returned for a touchdown). Moss is third on the all-time list for receiving touchdowns with 136, behind Terrell Owens (140) and Jerry Rice (197).

TWO-RUSHING TDS AGAINST BALTIMORE

QB Tom Brady's 1-yard touchdown run in the second quarter and RB Sammy Morris' 12-yard touchdown run in the second quarter are the first two rushing touchdowns given up by Baltimore in 2009. Baltimore allowed just four rushing touchdowns in 2008.

BODDEN RECORDS FIRST PATRIOTS INT. OF 2009

Leigh Bodden intercepted a Joe Flacco pass at the New England 9-yard line with 1:11 left to play in the first half to preserve a 17-7 halftime lead. Bodden's interception was the 14th of his career, his first as a member of the Patriots, and the first interception for New England in 2009.

WRIGHT HAS FIRST 2-SACK GAME

Mike Wright registered his first career two-sack game, dropping Joe Flacco twice for total losses of 17 yards. His two sacks pushed his 2009 total to 3.0, a single-season career high. He had 2.5 sacks last season.

OPENING WITH A TURNOVER

Eric Alexander forced Baltimore kick returner Chris Carr to fumble on the game's opening kickoff and Brandon McGowan recovered the loose ball to give the Patriots possession at the Ravens' 12-yard line. New England converted the opportunity into a field goal and a 3-0 lead. The fumble was the fourth opponent fumble that the Patriots have recovered through four games this season, and the Patriots have scored following all four of their opponent fumble recoveries so far in 2009. The forced fumble and recovery was the second for the Patriots on kickoff coverage this season, having also forced and recovered a fumble by Buffalo's Leodis McKelvin in the fourth quarter of the season opener on Sept. 14.

BRADY TAKES IT IN

QB Tom Brady's one-yard touchdown run in the second quarter was the sixth rushing score of his career. It was his first rushing touchdown since he had two rushing touchdowns in a win over the Washington Redskins on October 28, 2007.

SERIES STREAKS

- The Patriots improved to 5-0 all-time against the Ravens since the Baltimore franchise was founded in 1996.
- The Patriots improved to 12-2 against the AFC North since the division was formed during the NFL's 2002 realignment.

FUN FACTS

- The Patriots improved to 23-4 in the month of October since the beginning of the 2003 season. The Patriots have won 14 of their last 15 October games.
- The Patriots won the turnover battle, recording two takeaways and one giveaway. Since the beginning of the 2003 season, the Patriots are 53-0 when winning the turnover battle.
- The Patriots won the opening coin toss today and have now won 18 straight games when winning the opening coin toss. The last time the Patriots won the opening coin toss and lost the game was on Dec. 10, 2006, at Miami.

GOSTKOWSKI STREAKING

Stephen Gostkowski hit both of his field goal attempts this afternoon against the Ravens and has been successful on 11 straight attempts dating back to the season opener on Sept. 14. The success streak ties the second longest streak of the 2008 Pro Bowler's career (he also had streaks of 11 straight field goals in 2006 and 2007). He hit a career-best 17 straight field goals spanning the 2007 and 2008 seasons. The Patriots record for consecutive field goals is 25, achieved by Adam Vinatieri from 1996-97.

BRADY RECORDS UPDATE

- Tom Brady has won 18 straight starts at home (including playoffs), a streak that began following a 17-14 loss to the New York Jets on Nov. 12, 2006.
- Since the beginning of the 2007 season, Tom Brady has a 12-0 regular-season record at home and has completed 289 of 434 passes (66.6 pct.) for 3,284 yards with 25 touchdowns and five interceptions for a passer rating of 103.5.



INSIDE THE NUMBERS

MILESTONES APPROACHING

6

The number of field goals K Stephen Gostkowski needs to take over fourth place on the Patriots' all-time field goal list.

11

The number of receptions WR Joey Galloway needs to become the 30th player in NFL history with 700 career receptions.

14

The number of touchdown receptions Randy Moss needs to become the second player in NFL history with 150 receiving touchdowns. Moss can join Jerry Rice (197) as the only players in NFL history with 150 receiving touchdowns. In 11 seasons, Moss has 136 touchdown receptions.

28

The number of receptions WR Randy Moss needs to become the 10th player in NFL history to surpass 900 career receptions.

160

The number of rushing yards RB Kevin Faulk (3,232) needs to pass Don Calhoun (3,391 yards) for fifth place on the Patriots all-time rushing list.

223

The number of receiving yards WR Joey Galloway needs to become the 21st player in NFL history with 11,000 yards receiving.

468

The number of yards WR Randy Moss needs to become the seventh player in NFL history to reach 14,000 yards. Moss is in ninth place all-time with 13,532 receiving yards.

2083

The number of passing yards QB Tom Brady needs to pass Patriots' all-time leader Drew Bledsoe (29,657).

PATRIOTS HALL OF FAME

1

The number of contributors in the Patriots Hall of Fame after Chairman and CEO Robert Kraft inducted William H. "Billy" Sullivan, the team's founder this year.

2

The number of Patriots Hall of Famers who also won League MVP honors (Gino Cappelletti in 1964 and Jim Nance in 1966).

4

The number of Patriots Hall of Famers who are also in the Pro Football Hall of Fame (John Hannah, Andre Tippett, Mike Haynes and Nick Buoniconti).

14

The number of players in the Patriots Hall of Fame following the induction of former RB Jim Nance.

STREAKING

7

The number of consecutive seasons in which the Patriots have won nine or more regular-season games. They are the only team in the NFL to have won at least nine games in each of the last seven seasons entering 2009.

8

The number of wins in home-openers at Gillette Stadium. The Patriots are a perfect 8-0 in home-openers at Gillette Stadium

13

The number of consecutive regular-season games the Patriots have won when a New England player has a 100-yard rushing game. The last time New England lost a game in which one of its runners broke the 100-yard mark was on Dec. 20, 2004, when the Patriots lost 29-28 at Miami despite a 121-yard effort by Corey Dillon.

16

The number of consecutive regular-season victories the Patriots have recorded against NFC teams.

STREAKING (CONTINUED)

164

The number of consecutive home games the Patriots have sold out. The streak includes every preseason, regular-season and playoff game since the 1994 regular-season opener.

ACCOMPLISHMENTS

13

The number of times QB Tom Brady has earned AFC Offensive Player of the Week honors, after earning the award for his 378-yard passing effort in the Patriots come-from-behind 25-24 win on opening week vs. Buffalo.

49

The number of 100-yard games by RB Fred Taylor, which ranks ninth in NFL history.

61

The number of 100-yard receiving games by WR Randy Moss, which ranks second in NFL history to WR Jerry Rice's 76 100-yard receiving games.

201

The number of touchdown passes QB Tom Brady has in his career. He is the 27th player in NFL history to reach 200 touchdowns.

THE KRAFT ERA

3

The number of Super Bowl championships the Patriots have won since Robert Kraft purchased the team in 1994. That mark is the highest total in the NFL over that span. Only Denver (2; 1997 and 1998) and Pittsburgh (2; 2005 and 2008) have won multiple Super Bowl titles since 1994.

5

The number of conference championships the Patriots have won since Robert Kraft purchased the team in 1994. That mark is the highest total in the NFL over that span. Pittsburgh has won three conference titles since 1994.

17

The number of playoff games the Patriots have won since Robert Kraft purchased the team in 1994. That mark is the highest total in the NFL over that span. Pittsburgh ranks second with 15 playoff wins over that span.

24

The number of playoff games the Patriots have appeared in since 1994. The mark is the highest in the NFL, ahead of the 23 games played by Pittsburgh.

THE BELICHICK ERA

4

Bill Belichick is one of just four head coaches to win three championships since the Super Bowl era began following the 1966 season. Coach Belichick joins three members of the Pro Football Hall of Fame in the exclusive club (Chuck Knoll 4, Joe Gibbs 3, and Bill Walsh 3). Belichick is the only coach to win three Super Bowls in the post-1993 salary cap era.

8

The number of consecutive home-opening wins in Belichick's nine Patriots seasons.

100-32

The Patriots' regular-season record since 2001 under Head Coach Bill Belichick. Under Belichick, the Patriots have won 75.7 percent of their regular-season games, recording the highest winning percentage of any major American professional sports team over that span.

119

The number of wins Coach Belichick has recorded since becoming Patriots head coach in 2000, including the post-season.



PATRIOTS FOOTBALL NETWORK

The **Patriots Football Network** (PFN) is the full portfolio of media offerings from the three-time Super Bowl Champion New England Patriots. PFN provides Patriots content produced both in-house and with media partners spanning print, television, radio and the Internet.

PATRIOTS ALL ACCESS

Emmy-Award winning Patriots All Access airs weekly throughout the season on WBZ, Channel 4 in Boston and regional affiliates. Patriots All Access features exclusive, behind-the-scenes access and in-depth weekly features on Patriots players and personnel. Hosted by WBZ's Steve Burton, the show features weekly sit-downs with Coach Bill Belichick, including the popular "Belestrator" segment where the coach breaks down upcoming opponents.



Saturdays at 7:00 p.m and Sundays at 10:00 a.m. on **WBZ-TV Channel 4 in Boston**
 Sundays at 10:00 a.m. on **WNAC-TV in Providence**; Saturdays at 12:05 a.m. on **WMUR-TV in Manchester, N.H.**
 Saturdays at 5:00 a.m. on **WMTW-TV in Portland, Maine**; Saturdays at 5:00 p.m. on **WCTX-TV in Hartford, Conn.**
 Saturdays at 7:00 p.m. on **WFXQ-TV in Springfield, Mass.**; Sundays at 11:00 a.m. on **WVII-TV in Bangor, Maine**

TOTALLY PATRIOTS



Totally Patriots, a youth-oriented football show, airs each Sunday morning on WSBK, Channel 38 in Boston. Each week, Totally Patriots allows the next generation of Patriots fans unprecedented access to their favorite players, enabling them to ask questions in a relaxed, informal setting. The program also includes the opportunity to win college scholarships by writing weekly essays on the Patriots.

PATRIOTS TODAY AND PATRIOTS THIS WEEK

PATRIOTS TODAY: Available daily at Patriots.com and on Verizon Fios on Demand

PATRIOTS THIS WEEK: Saturdays at 10:00 p.m. on WSBK Channel 38 *Patriots Today* gives fans a daily, in-depth look at the club that is unmatched by any other outlet. The show is hosted by Kristina Akra with daily reports from Brian Lowe and twice-weekly analysis from PFW's Paul Perillo. This daily Webcast is dedicated exclusively to the Patriots and provides daily features, reports and commentary that will satisfy every fan's daily Patriots fix. Every Saturday night during the season on Channel 38, Kristina Akra will bring you *Patriots This Week*, providing a thorough recap of each week's developments.

PATRIOTS.COM NEWS

Patriots.com features daily updates and exclusive content from the writers of *Patriots Football Weekly*, offering everything from breaking news to player features and the popular "Ask PFW" postings.

VIDEO

The first professional sports team website to offer streaming video provides Patriots fans with a variety of exclusive video content. Visitors can choose their channel and watch exclusive video from news to cheerleaders. Patriots.com also features video of every Patriots press conference, including postgame press conferences and Coach Belichick's weekday media updates.

AUDIO

Patriots Web Radio programming is available exclusively on Patriots.com beginning at noon each day, Monday through Friday. Kicking off the programming lineup is PFW In Progress, a dailly online program that features candid commentary from the writers of *Patriots Football Weekly*. Following PFW In Progress is Patriots Playbook, hosted by John Rooke, featuring items from around the NFL. Stay tuned for the debut of new shows during the 2009 season. Patriots.com also offers streaming audio of every Patriots press conference, as well as archives of Patriots.com Radio shows. Patriots.com provides podcasts of Patriots.com radio offerings as well as exclusive content.

PATRIOTS MONDAY ON WEEI

WEEI Sports Radio broadcasts Patriots Monday each week, offering fans unique insight and analysis from Coach Belichick and Tom Brady in addition to other Patriots players. WEEI will broadcast Patriots Monday live from Gillette Stadium each Monday, kicking off with Dennis & Callahan at 6:00 a.m.

PATRIOTS FRIDAY ON WEEI

WEEI Sports Radio broadcasts Patriots Friday each week, offering fans a look ahead at the weekend's game, match ups and rivalries. Various Patriots players will be featured on air. WEEI will broadcast Patriots Fridays each week throughout the season, kicking off with Dennis & Callahan at 6:00 a.m., followed by Dale & Holley at 10:00 a.m. and The Big Show with Glenn Ordway from 2:00 to 6:00 p.m.

98.5 THE SPORTS HUB PATRIOTS RADIO NETWORK

A new era in Patriots Radio history begins this season, with the move of the game broadcasts to 98.5 FM, Boston's Sports Hub. The transition to Boston's new all-sports radio station insures that Patriots fans will continue to hear every kick, block and tackle in stereo, and without static, in crystal-clear FM quality. Fans all over New England will be able to listen in to any of 36 stations on the Safety Insurance 98.5 The Sports Hub Patriots Radio Network, starting with Patriots Preview three hours before kickoff, and capped off with Patriots Postgame for three hours after the final gun.



FLAGSHIP STATION

98.5 FM Boston's Sports Hub

MASSACHUSETTS

WAQY	Springfield	102.1 FM
WBEC	Pittsfield	1420 AM
WPKZ	Fitchburg	1280 AM
WNAW	N. Adams	1230 AM
WBSM	New Bedford	1420 AM
WPVQ	Greenfield	95.3 FM
WSAR	Fall River	1480 AM
WSBS	Gt. Barrington	860 AM
WWFX	Worcester	100.1 FM
WXTK	Hyannis	95.1 FM

NEW HAMPSHIRE

WTPL	Concord	107.7 FM
WSAK	Hampton	102.1 FM
WWHQ	Laconia	101.5 FM
WKNE	Keene	99.1 FM
WSHK	Portsmouth	105.3 FM
WSMN	Nashua	1590 AM
WPKQ	N. Conway	103.7 FM
WGAM	Manchester	1250 AM

RHODE ISLAND

WPRO	Providence	630 AM
WEAN	Providence	99.7 FM

VERMONT

WBTN	Bennington	1370 AM
WORK	Barre	107.1 FM
WKVT	Brattleboro	92.7 FM
WEAV	Burlington	960 AM
WIKE	Newport	1490 AM
WEXP	Rutland	101.5 FM
WSTJ	St Johnsbury	1340 AM
WMXR	Woodstock	93.9 FM


CONNECTICUT

WCCC	Hartford	106.9 FM
WXLN	New London	104.7 FM
WINY	Putnam	1350 AM
WGCH	Greenwich	1490 AM



ROBERT KRAFT NEWS & NOTES

Since Robert Kraft purchased the team in 1994, the Patriots have experienced one of the most dramatic turnarounds in the history of sports. In 15 seasons of ownership, Kraft has transformed one of the league's least successful clubs into what many observers view as a model NFL franchise. In the five seasons immediately preceding his purchase (1989-93), the Patriots were a moribund team, winning just 19 of 80 games (.311 pct.) and recording the worst record in the NFL over that span. When he bought the franchise on Jan. 21, 1994, Kraft announced his intention to bring a championship to New England, a tall order considering the team's previous success rate. But under Kraft's leadership, the Patriots have won eight division titles, five conference crowns and three Super Bowl championships. The Patriots have made five Super Bowl appearances since Kraft purchased the team, a period during which no other NFL franchise has earned more than three berths.



	Pre-Kraft 1960-93	1989-93	Kraft Era 1994-09
Overall Record	225-276-9	19-61	176-92
Winning Pct.	.450	.311	.657
Super Bowl Titles	0	0	3
Conference Titles	1	0	5
Division Titles	3	0	8
Playoff Seasons	5	0	10
Playoff Record	4-6	--	17-7
Home Playoff Games	1	0	11
Home Playoff Record	0-1	--	11-0

A CHAMPIONSHIP TRADITION

The Patriots, the Los Angeles Lakers and the San Antonio Spurs are the only teams from the four major professional sports leagues to have won three titles since 2001.

MULTIPLE LEAGUE CHAMPIONSHIPS SINCE 2001

Team	League	Titles
New England Patriots	NFL	3
Los Angeles Lakers.....	NBA	3
San Antonio Spurs.....	NBA	3
Boston Red Sox	MLB	2

CHAMPIONSHIP GAME/SERIES APPEARANCES SINCE 1994

Team	League	Appearances
New York Yankees	MLB	6
Los Angeles Lakers.....	NBA	6
Detroit Red Wings.....	NHL	6
New England Patriots	NFL	5
San Antonio Spurs.....	NBA	4
New Jersey Devils	NHL	4

SELLOUT STREAK

In the early 1990s, the Patriots seemed destined for relocation until Robert Kraft's purchase of the team rejuvenated local interest. In 1991, the season ticket base was just 17,635, barely enough to support the club. Now, the season-ticket base stands at a capped total of 61,759 and more than 50,000 fans are on a waiting list. The Patriots have sold out 164 consecutive home games (dating back to the 1994 regular-season opener).

SUCCESS STORY

Since Robert Kraft purchased the team in 1994, the Patriots have been one of the NFL's elite franchises. Over the first 15-plus years of Kraft's ownership, the Patriots own the NFL's highest winning percentage and have won more Super Bowl titles, more conference championships and more playoff games than any other NFL team.

SINCE ROBERT KRAFT PURCHASED THE TEAM IN 1994...

TOTAL VICTORIES SINCE 1994 (Incl. Postseason)

New England Patriots	176
Pittsburgh Steelers	168
Green Bay Packers	162
Indianapolis Colts.....	159
Denver Broncos.....	157
Philadelphia Eagles.....	146

WINNING PERCENTAGE SINCE 1994 (Incl. Postseason)

Team	W	L	T	Pct.
New England Patriots	176	92	0	.657
Pittsburgh Steelers	168	98	1	.631
Green Bay Packers	162	101	0	.616
Denver Broncos	157	100	0	.611
Indianapolis Colts	159	104	0	.604
Philadelphia Eagles	146	115	2	.559
Minnesota Vikings	142	115	0	.553

SUPER BOWL CHAMPIONSHIPS SINCE 1994

New England Patriots	3
Pittsburgh Steelers.....	2
Denver Broncos.....	2
9 Teams	1

CONFERENCE CHAMPIONSHIPS SINCE 1994

New England Patriots	5
Pittsburgh Steelers	3
Denver Broncos.....	2
Green Bay Packers	2
St. Louis Rams.....	2
16 Teams	1

PLAYOFF VICTORIES SINCE 1994

New England Patriots	17
Pittsburgh Steelers	15
Green Bay Packers	11
Philadelphia Eagles.....	11
Indianapolis Colts.....	9

PLAYOFF GAMES PLAYED SINCE 1994

New England Patriots	24
Pittsburgh Steelers	23
Green Bay Packers	20
Philadelphia Eagles.....	20
Indianapolis Colts.....	19
Denver Broncos.....	13
San Francisco 49ers	13

PLAYOFF SEASONS SINCE 1994 (Including 2008)

Indianapolis Colts.....	11
New England Patriots	10
Green Bay Packers	10
Pittsburgh Steelers	9
Philadelphia Eagles.....	9
Dallas Cowboys.....	8

PLAYOFF WINNING PERCENTAGE SINCE 1994

Team	W	L	Pct.
New England Patriots	17	7	.708
Arizona Cardinals	4	2	.666
Pittsburgh Steelers	15	8	.652
Baltimore Ravens	7	4	.636
Denver Broncos.....	8	5	.615
Carolina Panthers.....	6	4	.600

SINCE ROBERT KRAFT PURCHASED THE TEAM IN 1994...

SINCE ROBERT KRAFT PURCHASED THE TEAM IN 1994...



BILL BELICHICK NEWS & NOTES

THE HEAD COACH

Overall Record: 156-91 (.632)
Regular Season: 141-87 (.618)
Postseason: 15-4 (.789)
With Patriots overall: 119-46 (.721)
Overall since 2001: 114-35 (.765)
Super Bowl Titles: 5 (86, 90, 01, 03, 04)
Conf. Titles: 7 (86, 90, 96, 01, 03, 04, 07)
Division Titles: 13 (75, 78, 86, 89, 90, 96, 98, 01, 03, 04, 05, 06, 07)



Bill Belichick is the only head coach in NFL history to win three Super Bowl titles in a four-year span. Belichick spent 20 years as an assistant coach in the NFL and this is his 15th season as a head coach. According to the Elias Sports Bureau he is the only man in NFL history to serve 20 or more seasons as an assistant coach and at least 15 seasons as a head coach. Over a 100-game span from 2003-08, Belichick directed the team to an 82-18 record, marking the best 100-game span for any team in NFL history. In the 2007 season, Belichick led the Patriots to the fourth undefeated and untied regular season in the NFL's 88-year history and the first since the NFL established a 16-game schedule in 1978. He has led the Patriots to the Super Bowl four times in the last eight seasons and has produced six division championships in the last eight seasons, including five straight from 2003-07. Belichick's Patriots teams own the all-time NFL records for consecutive total victories (21 from 2003-04), consecutive regular-season victories (21 from 2006-08) and consecutive playoff victories (10 from 2001-05). Belichick owns the second best postseason record in NFL history (15-4) and is the winningest NFL head coach since 2001 (114-35). From 2003-04, he directed the Patriots to back-to-back Super Bowl titles while posting consecutive 17-win campaigns. Belichick has spent more seasons in the league than any other current NFL head coach, and in that time has been a part of five Super Bowl championship teams. His overall record of 119-46 with the Patriots gives him the most victories and the best winning percentage of any head coach in franchise history.

ELITE COMPANY

Bill Belichick is one of nine NFL head coaches to win three or more championships since the league began postseason play in 1933. With the Patriots' victory in Super Bowl XXXIX, Belichick joined an exclusive club in which each of the eight other members has been enshrined in the Pro Football Hall of Fame.

HEAD COACHES WITH THREE OR MORE NFL TITLES

(Listed alphabetically)

Head Coach	Championship Team(s)
Bill Belichick	New England Patriots
Paul Brown	Cleveland Browns
Weeb Ewbank	Baltimore Colts, New York Jets
Joe Gibbs	Washington Redskins
George Halas	Chicago Bears
Curly Lambeau	Green Bay Packers
Vince Lombardi	Green Bay Packers
Chuck Noll	Pittsburgh Steelers
Bill Walsh	San Francisco 49ers

BELICHICK'S PATRIOTS RENAISSANCE

Any successful project requires a sound plan, and once head coach Bill Belichick implemented his design on the Patriots, his approach has given him the best record of any NFL head coach who has coached at least 20 games since 2001.

NFL COACHES' RECORDS SINCE 2001

Coach	Team	W	L	T	Pct.
Bill Belichick	NE	114	35	0	.765
Tony Dungy	TB/IND	101	41	0	.711
Mike Tomlin	PIT	27	13	0	.675
Bill Cowher	PIT	70	35	1	.665
Wade Phillips	ATL/DAL	26	14	0	.650
Andy Reid	PHI	92	53	1	.634
Mike Martz	STL	46	29	0	.613
Mike Sherman	GB	50	36	0	.581

BELICHICK WINS 100th REGULAR-SEASON GAME WITH PATRIOTS

The Patriots' victory over Oakland on Dec. 14, 2008 was Bill Belichick's 100th regular-season victory as Patriots head coach. His 100th victory came in his 142nd regular-season game as head coach, and only three NFL coaches have won their 100th game with a team in fewer tries – Oakland's John Madden (136 games), Miami's Don Shula (137) and Cleveland's Paul Brown (138).

AMONG THE GREATS

Coach Belichick has recorded 155 career wins and is one of 17 coaches in NFL history to win 150 or more games. Belichick owns a career winning percentage of .631, placing third in NFL history among all NFL coaches with at least 150 career victories. Belichick trails only George Halas (.682) and Don Shula (.666) on that list.

TOP WINNING PERCENTAGE AMONG HEAD COACHES WITH AT LEAST 150 WINS (INCL. POSTSEASON)

Head Coach	Team(s)	Years	W	L	T	Pct.
George Halas	CHI	1920-29,33-41,46-55,58-67	324	151	31	.682
Don Shula	BAL/MIA	1963-95	347	173	6	.666
Bill Belichick	CLV/NE	1991-95,00-09	156	91	0	.631
Curly Lambeau	GB/CHC/WAS	1921-53	229	134	22	.630
Joe Gibbs	WAS	1981-92,04-07	171	101	0	.629

NOTE: Winning percentage calculated using current NFL rules, counting a tie as a half-win, half-loss.

SUPER SUCCESS

Bill Belichick is one of just four head coaches to win three Super Bowl championships. Belichick is the only coach to win three Super Bowls in the post-1993 salary cap era.

MOST SUPER BOWL VICTORIES

Head Coach	Team	Titles	Seasons
Chuck Noll	PIT	4	1974, 1975, 1978, 1979
Bill Belichick	NE	3	2001, 2003, 2004
Joe Gibbs	WAS	3	1982, 1987, 1991
Bill Walsh	SF	3	1981, 1984, 1988

NOTE: Sorted by most recent championship. Super Bowls have determined NFL champion since 1966.

PLAYOFF SUCCESS

Coach Belichick has won 15 career playoff games, a total that is the fifth-highest by a head coach in NFL history.

MOST PLAYOFF WINS BY AN NFL HEAD COACH

Coach	Team(s)	Wins
Tom Landry	Dallas Cowboys	20
Don Shula	Baltimore Colts, Miami Dolphins	19
Joe Gibbs	Washington Redskins	17
Chuck Noll	Pittsburgh Steelers	16
Bill Belichick	Cleveland Browns, New England Patriots	15

POSTSEASON PROWESS

Bill Belichick is the second winningest head coach in NFL playoff history, trailing only the legendary Vince Lombardi, whose name is emblazoned on the Super Bowl trophy.

BEST POSTSEASON RECORDS IN NFL HISTORY

Head Coach	Team(s)	W	L	Pct.
Vince Lombardi	GB/WAS	9	1	.900
Bill Belichick	CLE/NE	15	4	.789

TOPS IN TEAM HISTORY

Bill Belichick is the most successful head coach in Patriots history. He has recorded more wins (119) and a higher winning percentage (.719) than any of the 13 previous head coaches.

WINNINGEST HEAD COACHES IN PATRIOTS HISTORY

Coach	Years	Career Winning Pct.	Overall W-L-T	Playoff W-L
Bill Belichick	2000-09	.721	119-46-0	14-3
Raymond Berry	1984-89	.554	51-41-0	3-2
Pete Carroll	1997-99	.549	28-23-0	1-2
Ron Meyer	1982-84	.529	18-16-0	0-1



QB Tom Brady News & Notes

RECORDING SUCCESS

Tom Brady has quarterbacked the Patriots to victories in 90 of his 115 career regular-season starts, compiling a .783 winning percentage and giving him the best record of any quarterback in the Super Bowl Era (since 1966). Including his 14-3 record in the playoffs, he is 104-28 (.788) as a starter.



TOP WINNING PERCENTAGES IN SUPER BOWL ERA

(Since 1966, Minimum 50 Starts, Regular Season Only)

Player	Team(s)	Years	W	L	T	Pct.
Tom Brady	NE	2000-09	90	25	0	.783
Roger Staubach	DAL	1969-79	85	29	0	.746
Joe Montana	SF/KC	1979-94	117	47	0	.713

ACTIVE QUARTERBACKS WINNING PERCENTAGE

Minimum 32 Starts (two full seasons), Regular Season Only

Quarterback	Team(s)	W	L	T	Pct.
Tom Brady	NE	90	25	0	.783
Philip Rivers	SD	27	10	0	.730
Ben Roethlisberger	PIT	42	18	0	.700
Peyton Manning	IND	110	55	0	.666
Donovan McNabb	PHI	75	39	0	.658
Brett Favre	GB/NYJ/MIN	164	93	0	.638
Jake Delhomme	CAR	39	30	0	.565

MOST VICTORIES / FIRST 100 STARTS IN SUPER BOWL ERA

Player	Team(s)	1st Start	100th Start	Wins
Tom Brady	NE	9/30/01	10/14/07	76
Roger Staubach	DAL	9/20/70	9/16/79	76
Ken Stabler	OAK/HOU	10/17/71	9/21/80	72
Terry Bradshaw	PIT	9/20/70	11/27/78	68
Brett Favre	GB	9/27/92	10/25/98	68
Joe Montana	SF	12/2/79	9/18/88	68

TOM BRADY'S RECORD AS A STARTER

	Reg. Season	Playoffs	Total
Overall:	90-25	14-3	104-28
Home:.....	49-10	8-0	57-10
Road:.....	41-15	6-3*	47-18*
By Yardage Total			
Less than 200:.....	21-11	3-0	24-11
200-299:.....	47-12	9-2	56-14
300 or more:.....	22-2	2-1	24-3
Other Records			
On Artificial Turf.....	40-2	4-1	44-3
Temp. Below 40.....	19-2	8-0	27-2
Thanksgiving or later.....	34-6	14-3	48-9
Leading at Halftime:.....	70-3	10-2	80-5
Leading after 3 Qtrs:.....	73-1	9-2	82-3
Overtime:.....	6-0	1-0	7-0
Final margin <7 pts:.....	26-4	6-2	32-6
Final margin <4 pts:.....	16-4	6-1	22-5
Passer rating >100.0:.....	46-1	6-0	52-1

*-Includes three Super Bowls at neutral sites

WINNINGEST COACH/QB TANDEM

Bill Belichick and Tom Brady are 90-25 (.783) as a head coach-starting quarterback tandem, marking the best winning percentage of any coach-quarterback tandem since the 1970 AFL-NFL Merger. In the playoffs, the tandem is 14-3 (.824), for an overall record of 104-28 (.788).

WINNINGEST COACH/QB TANDEM SINCE 1970

(Regular Season Only)

Quarterback/Head Coach	Team	W	L	T	Pct.
Tom Brady/Bill Belichick	NE	90	25	0	.783
Ken Stabler/John Madden	OAK	60	19	1	.756
Jim McMahon/Mike Ditka	CHI	46	15	0	.754
Peyton Manning/Tony Dungy	IND	73	24	0	.753

BRADY IN ELITE COMPANY

Tom Brady passed Steve Grogan into second place on the Patriots all-time list at the Jets (9/20/09) and needs 2,083 yards to pass Drew Bledsoe and take over first place in franchise history.

PATRIOTS ALL-TIME LEADING PASSERS

Player	YEARS	ATT	COMP	YARDS
Drew Bledsoe	1993-01	4,518	2,544	29,657
Tom Brady	2000-09	3,827	2,409	27,575
Steve Grogan	1975-90	3,593	1,879	26,886

30,000 YARDS PASSING WITHIN REACH

Brady needs 2,425 yards to reach the 30,000-yard milestone. Four players may hit the 30,000-yard mark in 2009: Brady, Donovan McNabb (Philadelphia, 29,399), Kurt Warner (Arizona, 29,454) and Drew Brees (New Orleans, 27,289). If all of those players reach the milestone, then the NFL List will expand to 33 players in NFL History.

200 TOUCHDOWNS

Brady became the 27th player in NFL history to reach 200 touchdowns with his 36-yard touchdown pass to TE Chris Baker in the fourth quarter of the Atlanta game (9/27). Brady reached the milestone in a short period of time.

NFL RECORD BOOK / FASTEST TO 200 TOUCHDOWN PASSES

Games	Player	Team(s)	NFL Debut	200th TD
89	Dan Marino	Miami	9/19/83	9/17/89
106	Peyton Manning	Indianapolis	9/6/98	11/21/04
107	Brett Favre	Atlanta/Green Bay	10/27/91	11/15/98
116	Tom Brady	New England	11/23/00	9/27/09
121	Johnny Unitas	Baltimore Colts	1956	1963

BRADY'S COMEBACKS

Tom Brady has engineered 29 career game-winning performances to lead his team to a victory from a fourth-quarter deficit or tie. He has accomplished the feat 23 times in the regular season and six times in the playoffs.

TOM BRADY'S GAME-WINNING PERFORMANCES (29)

Date	Opp.	Time Remaining			Passing Statistics [^]			Final	
		Score	in Reg.	Att	Cmp	Yds	TD		Int
09/14/09	BUF	13-24	5:32	11	13	112	2	0	25-24
12/29/07	at NYG	23-28	15:00	12	8	130	1	0	38-35
12/03/07	at BAL	17-24	14:25	17	7	113	1	0	27-24
11/25/07	PHI	24-28	15:00	16	11	109	0	0	31-28
11/04/07	at IND	10-20	9:42	10	8	144	2	0	24-20
01/14/07	at SD*	13-21	8:35	14	9	122	1	1	24-21
12/03/06	DET	13-21	13:07	15	14	101	0	0	28-21
11/26/06	CHI	10-10	14:46	7	6	98	1	0	17-13
11/13/05	at MIA	15-16	2:53	2	2	76	1	0	23-16
10/30/05	BUF	7-16	10:07	4	4	69	0	0	21-16
10/09/05	at ATL	28-28	3:52	2	2	17	0	0	31-28
09/25/05	at PIT	10-13	14:19	12	12	167	0	0	23-20
02/06/05	PHI**	14-14	15:00	4	2	33	0	0	24-21
10/03/04	at BUF	17-17	15:00	4	2	8	1	0	31-17
02/01/04	CAR**	29-29	1:08	5	4	47	0	0	32-29
01/10/04	TEN*	14-14	15:00	11	6	27	0	0	17-14
11/30/03	at IND	31-31	10:21	6	3	31	1	0	38-34
11/23/03	at HST	13-20	3:11	14	10	133	1	0	23-20 ot
11/03/03	at DEN	23-26	2:51	4	5	58	1	0	30-26
10/19/03	at MIA	13-13	15:00	10	7	147	1	0	19-13 ot
10/05/03	TEN	24-27	4:40	1	1	15	0	0	38-30
12/29/02	MIA	13-24	4:59	13	8	69	1	0	27-24 ot
11/10/02	at CHI	19-30	5:16	14	9	116	2	0	33-30
09/22/02	KC	38-38	0:00	5	4	46	0	0	41-38 ot
02/03/02	STL**	17-17	1:21	8	5	53	0	0	20-17
01/19/02	OAK*	3-13	15:00	27	20	138	0	0	16-13 ot
12/16/01	at BUF	6-9	5:57	13	9	116	0	0	12-9 ot
12/02/01	at NYJ	14-16	15:00	7	6	56	0	0	17-16
10/14/01	SD	16-26	8:48	18	13	130	1	0	29-26 ot

[^]-Statistics are from the time noted until the end of the game * Divisional Playoffs ** Super Bowl

AFC PLAYER OF THE WEEK HONOR

Tom Brady was named AFC Offensive Player of the Week by the National Football League for his performance in the Patriots' 25-24 comeback victory over the Buffalo Bills on Monday Night Football. It marked the 13th time in his career that Brady has earned the AFC Player of the Week honor.



WR RANDY MOSS NEWS & NOTES

MOSS: ALL-TIME LEADER IN RECEPTIONS PER TD

Over his 11-year NFL career, Randy Moss has averaged one touchdown for every 6.41 receptions, a total that is the second best in NFL history among any receiver with at least 500 receptions. Moss has caught 136 touchdowns out of 872 career receptions. Lance Alworth, who played 11 seasons for San Diego and Dallas from 1962-72, caught 85 touchdowns out of 542 career receptions for an average of one score every 6.38 receptions.



ALL-TIME NFL LEADERS / RECEPTIONS PER TOUCHDOWN (Minimum 500 career receptions)

Player	Team(s)	Years	Rec	TD	Rec/TD
Lance Alworth	SD/DAL	1962-1972	542	85	6.38
Randy Moss	MIN/OAK/NE	1998-2009	872	136	6.41
Terrell Owens	SF/PHI/DAL/BUF	1996-2009	959	140	6.85
Nat Moore	MIA	1974-1986	510	74	6.89
Mark Clayton	MIA/GB	1983-1993	582	84	6.93
Don Maynard	NYG/NYJ/STL	1958,60-73	633	88	7.19

MOSS IS NFL'S PREMIER TD RECEIVER

Since entering the NFL in 1998, Randy Moss has caught 136 touchdown passes, more than any other player over that span. Since joining the Patriots via trade prior to the 2007 season, Moss has caught 35 touchdowns – also the best in the league over that span. In terms of overall touchdowns (rushing, receiving and returning), Moss has totaled 137 scores since entering the league in 1998 (136 via reception and one via punt return), a tally that ranks second only to LaDainian Tomlinson (142 touchdowns) over that span. Last season, Moss's 11 touchdown receptions led the AFC and tied for third in the NFL.

NFL TOUCHDOWN RECEPTION LEADERS SINCE MOSS JOINED THE PATRIOTS IN 2007

Player	Team(s)	Rec	Yds	TD
Randy Moss	NE	196	2,832	35
Terrell Owens	DAL/BUF	158	2,565	26
Larry Fitzgerald	ARZ	213	3,021	24
Greg Jennings	GB	144	2,452	22
Anquan Boldin	ARZ	176	2,062	21

NFL TOUCHDOWN RECEPTION LEADERS SINCE MOSS ENTERED THE NFL IN 1998

Player	Team(s)	Rec	Yds	TD
Randy Moss	MIN/OAK/NE	872	13,532	136
Terrell Owens	SF/PHI/DAL/BUF	864	12,824	128
Marvin Harrison	IND	965	12,878	114
Tony Gonzalez	KC/ATL	896	10,732	76
Torry Holt	STL/JAX	884	12,871	74

MOSS 6TH ON NFL'S ALL-TIME TD LIST

Moss is sixth all-time in career touchdowns with 137, behind active leaders WR Terrell Owens and RB LaDainian Tomlinson.

NFL'S ALL-TIME TOUCHDOWN LEADERS

Rk	Player	Season	TD
1	Jerry Rice	1985-2004(20)	208
2	Emmitt Smith	1990-2004(15)	175
3	Marcus Allen	1982-1997(16)	145
4t	LaDainian Tomlinson	2001-2009(9)	142
4t	Terrell Owens	1996-2009(14)	142
6	Randy Moss	1998-2009(12)	137
7	Marshall Faulk	1994-2005(12)	136

MOSS HAS 10TH CAREER 10-CATCH GAME

Moss had 10 catches in the win vs. Atlanta (9/27), making it his 10th game with 10 or more catches. The 10-catch performance was Moss's second of 2009 – he tied a career high with 12 catches in the season-opener vs. Buffalo (9/14). Moss now has three 10-catch games with New England.

MOSS AMONG ALL-TIME LEADERS

Randy Moss is among the NFL's all-time leaders in two major receiving categories – career touchdown receptions and receiving yards per game. In his 10-plus seasons, Moss has caught 136 touchdown passes and is one of just five receivers in NFL history to break the 125-touchdown mark. Additionally, Moss has averaged 77.8 receiving yards per game during his career, a mark that ranks second all-time.

NFL ALL-TIME LEADERS / RECEIVING TOUCHDOWNS

Player	Years	Team(s)	TDs
Jerry Rice	1985-2004	SF/OAK/SEA	197
Terrell Owens	1996-2009	SF/PHI/DAL/BUF	140
Randy Moss	1998-2009	MIN/OAK/NE	136
Cris Carter	1987-2002	PHI/MIN/MIA	130
Marvin Harrison	1996-2008	IND	128
Tim Brown	1988-2004	LA(A)/OAK/TB	100
Steve Largent	1976-1989	SEA	100

NFL ALL-TIME LEADERS / RECEIVING YARDS PER GAME (Minimum 100 Games Played)

Player	Years	Team(s)	Gms	Yds	Yd/G
Torry Holt	1999-2008	STL/JAX	162	12,871	79.5
Randy Moss	1998-2009	MIN/OAK/NE	174	13,532	77.8
Marvin Harrison	1996-2008	IND	190	14,580	76.7
Jerry Rice	1985-2004	SF/OAK/SEA	303	22,895	75.6
Lance Alworth	1962-1972	SD/DAL	136	10,266	75.5
Michael Irvin	1988-1999	DAL	159	11,904	74.9

NFL ALL-TIME LEADERS / 100-YARD RECEIVING GAMES

Player	Team(s)	Years	Gms
Jerry Rice	SF/OAK/SEA	1985-2004	76
Randy Moss	MIN/OAK/NE	1998-2009	61
Marvin Harrison	IND	1996-2008	59
Don Maynard	NYG/NYJ/STL	1958, 60-73	50

NFL ALL-TIME LEADERS / GAMES WITH 2+ TD REC.

Player	Team(s)	Years	Gms
Jerry Rice	SF/OAK/SEA	1985-2004	44
Randy Moss	MIN/OAK/NE	1998-2009	32
Terrell Owens	SF/PHI/DAL/BUF	1996-2009	30
Marvin Harrison	IND	1996-2008	29
Cris Carter	PHI/MIN/MIA	1987-2002	29
Don Hutson	GB	1935-1945	28

MOSS MOVING UP ALL-TIME LISTS

Moss has 29 receptions in 2009 and is in 12th place on the NFL's All-Time Reception list with 872 career receptions. He can become the 10th player to surpass 900 career receptions in 2009. He is one of 23 players to have at least 800 receptions.

MOSS MOVING UP ALL-TIME LISTS

Randy Moss currently ranks ninth on the NFL's all-time receiving yards list with 13,532 receiving yards. He is one of 11 players in NFL history to total at least 13,000 receiving yards. Moss moved into the top 10 on the NFL's receiving yardage list on Dec. 14, 2008 at Oakland. Moss needs 468 yards receiving to become the seventh player in NFL history to reach 14,000 yards.

NFL ALL-TIME LEADERS / RECEIVING YARDS

Rk	Player	Team(s)	Years	Yards
1	Jerry Rice	SF/OAK/SEA	1985-2004	22,895
2	Isaac Bruce	STL/SF	1994-2009	15,111
3	Tim Brown	OAK/TB	1988-2004	14,934
4	Marvin Harrison	IND	1996-2008	14,580
5	Terrell Owens	SF/PHI/DAL/BUF	1996-2009	14,280
6	James Lofton	GB/OAK/BUF/STL/PHI	1978-1993	14,004
7	Cris Carter	PHI/MIN/MIA	1987-2002	13,899
8	Henry Ellard	LA(N)/WAS/NE	1983-1998	13,777
9	Randy Moss	MIN/OAK/NE	1998-2009	13,532
10	Andre Reed	BUF/WAS	1985-2000	13,198



WR WES WELKER NEWS & NOTES

WELKER LEADS NFL IN RECEPTIONS SINCE 2007

Wes Welker leads the NFL with 241 receptions from 2007. In 2007, he set a Patriots franchise record with 112 receptions, tying him for the NFL lead and setting a league record for most receptions in a player's first season with a new team. In 2008, he nearly replicated that feat, with his 111 receptions placing second in the NFL.



Welker joined the Patriots in a trade with the Miami Dolphins prior to the 2007 season, and since then is the NFL's leading receiver.

2007-PRESENT NFL RECEPTION LEADERS

Player	Team	Rec.	Yds	TD
Wes Welker	NE	241	2,481	11
T.J. Houshmandzadeh	CIN	226	2,295	16
Brandon Marshall	DEN	222	2,809	15
Larry Fitzgerald	ARZ	213	3,021	24
Reggie Wayne	IND	212	3,054	19

2008 NFL RECEPTION LEADERS

Player	Team	Rec.	Yds	TD
Andre Johnson	HST	115	1,575	8
Wes Welker	NE	111	1,165	3
Brandon Marshall	DEN	104	1,265	6
Larry Fitzgerald	ARZ	96	1,431	12
Tony Gonzalez	KC	96	1,058	10
T.J. Houshmandzadeh	CIN	92	904	4

WELKER NAMED TO PRO BOWL SQUAD

Wes Welker was named to his first career Pro Bowl after the 2008 season and is the fifth Patriots wide receiver to earn Pro Bowl honors since the 1970 AFL-NFL merger, joining Randy Moss (2007), Troy Brown (2001), Terry Glenn (1999) and Stanley Morgan (1979-80 and 1986-87). Welker finished second in the NFL with 111 receptions in 2008 – the second highest single-season total in team history behind his franchise-record 112 receptions in 2007. Welker became the eighth player in NFL history to record back-to-back 100-catch seasons and is the first player to achieve the feat with the Patriots.



WELKER RECORDS 12 CATCHES

Wes Welker tied his second-highest single-game reception total with 12 catches in the season-opener vs. Buffalo (9/14). His dozen receptions trail only his career-high 13 catches vs. Philadelphia on Nov. 25, 2007. The 12 catches against Buffalo marked Welker's fifth career regular-season game with 10 or more catches. Welker's other 12-catch game was last season at Seattle on Dec. 7, 2008. His 12 receptions tie the fifth-highest single-game total in team history, behind Troy Brown's team-record 16 catches on Sept. 22, 2002 and three 13-catch performances (Welker, 11/25/07; Deion Branch, 9/29/02; Terry Glenn, 10/3/99).

PATRIOTS SINGLE-GAME RECEPTION LEADERS

Player	Date	Opp.	Rec	Yds
Troy Brown	09/22/02	KC	16	176
Wes Welker	11/25/07	PHI	13	149
Deion Branch	09/29/02	at SD	13	128
Terry Glenn	10/03/99	at CLV	13	214
Wes Welker	09/14/09	vs. BUF	12	93
Randy Moss	9/14/09	vs. BUF	12	141
Wes Welker	12/07/08	at SEA	12*	134
Troy Brown	12/04/00	KC	12	119
Ben Coates	11/27/94	at IND	12	119

*-Also caught a 2-point conversion pass in addition to his 12 receptions

ANOTHER HISTORIC PERFORMANCE

Wes Welker's 111 receptions in 2008 stand as the second-highest single-season total in team history. Welker's 111 catches were just one shy of his franchise-record 112 catches in 2007. Welker can join Jerry Rice (3), Herman Moore (3) and Marvin Harrison (4) as the only players to catch 100 passes in three consecutive seasons.

PATRIOTS SINGLE-SEASON RECEPTION LEADERS

Player	Season	Rec.	Yds	TD
Wes Welker	2007	112	1175	8
Wes Welker	2008	111	1165	3
Troy Brown	2001	101	1199	5
Randy Moss	2007	98	1493	23
Troy Brown	2002	97	890	3
Ben Coates	1994	96	1174	7

WELKER PILES UP YARDS

Wes Welker led the Patriots with 1,165 receiving yards in 2008 and joined Randy Moss in recording the first back-to-back 1,000-yard receiving seasons in Patriots history. Moss also had 1,000 receiving yards in 2007 and 2008. Welker's 1,165 yards in 2008 rank sixth on the Patriots' all-time single-season list. In 2007, Welker totaled 1,175 receiving yards – a performance that ranked fourth in team history. In the franchise's 49-year history, there have been 11 single-season performances of 1,000 receiving yards and Welker owns two of them.

PATRIOTS SINGLE-SEASON RECEIVING YARD LEADERS

Player	Season	Yds	Rec.	TD
Randy Moss	2007	1493	98	23
Stanley Morgan	1986	1491	84	10
Troy Brown	2001	1199	101	5
Wes Welker	2007	1175	112	8
Ben Coates	1994	1174	96	7
Wes Welker	2008	1165	111	3
Terry Glenn	1999	1147	69	4
Terry Glenn	1996	1132	90	6

WELKER'S ROUTE TO THE NFL

Despite being named the Oklahoma football player of the year by both the *USA Today* and the *Daily Oklahoman*, Wes Welker's only scholarship offer came from Texas Tech, and only after a player that committed to Texas Tech backed out.

"I was thinking I'd get a scholarship somewhere," Welker said. "When it didn't happen when it was supposed to I was pretty hurt by it."

Welker had an impressive collegiate career, accumulating 259 receptions and eight punts returned for a touchdown. He even won a national award as the best special teams player in the country. Despite those accolades, he was passed over in the NFL draft and signed with San Diego as a free agent. He made the team, then was cut after the first game.

He signed with Miami soon after and was used just on special teams. He caught New England's eye with a 71-yard punt return on Monday Night Football in a game against the Patriots. He was acquired by the Patriots in a trade with Miami in 2007.

WELKER CATCHES SIX OR MORE PASSES IN 11 STRAIGHT GAMES TO OPEN 2008

Wes Welker caught at least six passes in each of the first 11 games in 2008. Welker is the first player in NFL history to have six or more catches in the first 11 games of a season. He caught 12 in the 2009 season-opener vs. Buffalo (9/14) and six on his return to action last Sunday against Baltimore (10/4).

MOST CONSEC. GAMES WITH 6+ REC. TO OPEN SEASON

Player	Team	Year	Games
Wes Welker	New England Patriots	2008	11
Jimmy Smith	Jacksonville Jaguars	2001	8
Hines Ward	Pittsburgh Steelers	2004	7
Mike Ditka	Chicago Bears	1964	7



PATRIOTS NEWS & NOTES

MEMBER OF 2000/2000 CLUB FOR THE 2000s

Kevin Faulk is one of just 13 NFL players this decade to total at least 2,000 rushing yards and at least 2,000 receiving yards, and is one of only six players to have at least 2,000 rushing yards and at least 3,000 receiving yards. Faulk has totaled 3,005 rushing yards and 3,278 receiving yards since 2000, joining an exclusive list of elite players who have achieved the feat. Faulk is one of just seven players who reached the milestone with just one team. In the 1990s, there were 13 players who achieved the 2000/2000 milestone; 22 players did it in the 1980s; nine players achieved the feat in the 1970s.



PLAYERS WITH 2,000 RUSHING YARDS AND 2,000 RECEIVING YARDS SINCE 2000

(Listed Alphabetically)

Player	Team	Rushing	Receiving
Tiki Barber*	NYG	9514	3927
Warrick Dunn*	TB/ATL	8347	2944
Kevin Faulk	NE	3005	3278
Marshall Faulk*	STL	5578	3023
Charlie Garner*	SF/OAK/TB	3607	2614
Ahman Green*	GB/HST	8716	2863
Priest Holmes*	KC	6658	2598
Stephen Jackson	STL	5658	2032
Edgerrin James	IND/ARZ/SEA	10627	2765
Michael Pittman*	ARZ/TB/DEN	5247	3316
LaDainian Tomlinson	SD	11830	3801
Brian Westbrook	PHI	5837	3631
Ricky Williams	NO/MIA	7135	2008

*-No Longer Active

MOST PRODUCTIVE PATRIOT SINCE 2001

Kevin Faulk has more total yards from scrimmage than any other Patriots player since 2001. Faulk has totaled 5,220 yards from scrimmage (2,388 rushing and 2,795 receiving) to lead the club over a span during which the Patriots have compiled a 112-35 record.

PATRIOTS LEADERS / YDS FROM SCRIMMAGE SINCE 2001

Player	Years	Rush-Yd	Rec.-Yd	Yd/Scrim.
Kevin Faulk	2001-09	562-2435	329-2813	5248
Troy Brown	2001-07	22-150	337-3595	3745
Corey Dillon	2004-06	753-3180	52-431	3611
Antowain Smith	2001-03	721-2781	64-527	3308
Deion Branch	2002-05	3-11	213-2744	2755

FAULK: FRANCHISE RB RECEPTIONS LEADER

Kevin Faulk is the Patriots' all-time leader in receptions by a running back, totaling 392 career receptions. His receiving total ranks fourth on the Patriots' overall receptions list. He moved past Irving Fryar into fourth place during the Patriots' game against the Pittsburgh Steelers on Oct. 30, 2008. He passed Terry Glenn for fifth place against San Francisco on Oct. 5, 2008 – a game in which he also tied his career high with two rushing touchdowns.

RECEPTIONS BY PATRIOTS RUNNING BACKS

Player	Years	Rec.
Kevin Faulk	1999-2009	392
Tony Collins	1981-1987	261
Sam Cunningham	1973-79, 1981-82	210
Larry Garron	1960-68	185

PATRIOTS ALL-TIME CAREER RECEPTIONS LIST

Rk	Player	Pos.	Years	Rec.
1	Troy Brown	WR	1993-2007	557
2	Stanley Morgan	WR	1977-1989	534
3	Ben Coates	TE	1991-1999	490
4	Kevin Faulk	RB	1999-2009	392
5	Irving Fryar	WR	1984-1992	363

ELITE COMPANY

This offseason, the Patriots signed Joey Galloway, who has totaled 10,777 career receiving yards, and Fred Taylor, who has 11,472 career rushing yards. With Galloway, Taylor, Tom Brady and Randy Moss on the same team, the Patriots are the fourth team in NFL history to start the season with a 25,000-yard passer 10,000-yard rusher and a 10,000-yard receiver. The Patriots are the first team in NFL history to start a season with two 10,000-yard receivers (Galloway and Moss), one 25,000-yard passer and a 10,000-yard rusher.

Team PLAYERS

Dallas (1998)	Aikman (26,016), E.Smith (11,234), Irvin (10,680)
Dallas (1999)	Aikman (28,346), E.Smith (12,566), Irvin (11,737)
StL (2004)	Chandler (28,021), Faulk (11,213), Bruce (10,461)

PATRIOTS ELECT FIVE SEASON CAPTAINS

The New England Patriots announced their 2009 captains prior to the start of the regular-season. Quarterback Tom Brady and WR Randy Moss will serve as offensive captains. Nose tackle Vince Wilfork and LB Jerod Mayo will serve as defensive captains. Wide receiver Sam Aiken will serve as special teams captain. The Patriots' 2009 captains were elected by their teammates.

On offense, Brady will serve as an offensive captain for the eighth straight season, having first been elected in 2002. Moss, in his third season with the Patriots after joining the team via trade in April 2007, will serve as a Patriots captain for the second straight season.

On defense, Wilfork is a captain for the second straight season, while Mayo will serve as a captain for the first time. He joined the Patriots as a first-round pick in 2008 and earned the AP Defensive Rookie of the Year award.

Aiken will serve as the Patriots' special teams captain for the first time. A special teams standout, Aiken has accumulated 71 special teams tackles during his six NFL seasons.

ADALIUS THOMAS

Adalius Thomas has 51.0 career sacks and is one of four active linebackers with 50 or more sacks entering 2009 (joining Joey Porter, DeMarcus Ware and Mike Vrabel).



ACTIVE NFL LB WITH AT LEAST 50.0 SACKS

Player	Years	Sacks
Joey Porter (Pitt/Mia)	1999-2009	85.0
Mike Vrabel (NE/KC)	1997-2009	55.0
DeMarcus Ware (Dallas)	2005-2009	53.5
Adalius Thomas (Bal/NE)	2000-2009	51.0

GALLOWAY IN THE RECORD BOOKS

Veteran WR Joey Galloway has 689 career receptions and needs 11 receptions to become the 30th player in NFL history with 700 career receptions. He has 10,777 receiving yards and needs 223 receiving yards to become the 22nd player in NFL history with 11,000 yards receiving (Mushin Muhammad, 10,945) may hit the mark in 2009 as well). Galloway currently has 77 receiving touchdowns and needs three touchdown catches to become the 19th player in NFL history with 80 touchdown receptions.

In addition, Galloway's career average of 15.6-yards per reception is the 2nd highest among all active players with at least 300 catches to Lee Evans (Buffalo, 15.9).





PATRIOTS NEWS & NOTES

LEADING IN BOTH SACKS AND INT.

Shawn Springs (2004 with Washington) and Adalius Thomas (2005 with Baltimore) are two of six players in NFL history to lead their team in both categories.

1997 Junior Seau (San Diego)

2002 Joey Porter (Pittsburgh)

2004 Shawn Springs (Washington)

2005 Adalius Thomas (Baltimore)

2006 Jason Taylor (Miami)

2008 Dewayne White (Detroit)

FRED TAYLOR AMONG NFL'S BEST

Fred Taylor ranks 15th in NFL history for most rushing yards with career totals of 2,473 carries for 11,472 yards and 64 rushing touchdowns in 144 games. He trails only Seattle's Edgerrin James (12,180) and San Diego's LaDainian Tomlinson (11,830) among active running backs in rushing yards. Taylor ranks among the NFL's all-time best in several categories.



Rushing yards per game (79.7)	13 th
Yards from scrimmage per game (96.2)	16 th
Rushes of 10-plus yards (330)	5 th
Rushes of 50-plus yards (13)	4 th
Yards from scrimmage (13,850)	25 th
Rushing touchdowns (64)	32 nd (t)

TAYLOR REGISTERS 49th CAREER 100-YD GAME

Fred Taylor finished with 105 yards rushing on 21 carries in the win vs. Atlanta (9/27), recording his 49th 100-yard rushing game and his first as a Patriot. Taylor's 49 100-yard rushing games rank 9th in NFL history and second among active players.

MOST 100-YARD RUSHING GAMES/CAREER

1. Emmitt Smith 78	6. Jim Brown 58
2. Walter Payton 77	7. Edgerrin James 57
3. Barry Sanders 76	8. Curtis Martin 57
4. Eric Dickerson 64	9. Fred Taylor 49
5. Jerome Bettis 61	10. Franco Harris 47

TAYLOR'S AVERAGE IS HIGH

Fred Taylor ranks fifth in NFL history with a 4.6 yards per rush average among running backs with at least 10,000 yards. Below is the all-time list:

RK	PLAYER	AVG	RK	Player	AVG
1.	Jim Brown	5.2	4.	Tiki Barber	4.7
2.	Barry Sanders	5.0	5.	Fred Taylor	4.6
3.	O.J. Simpson	4.7			

Among active NFL running backs, Taylor's 4.6-yard average trails only San Francisco's Frank Gore (4.8).

EVEN STEPHEN

Since joining the Patriots as a fourth-round draft choice in 2006, Stephen Gostkowski has connected on 86.3 percent of his regular-season field goals (88-for-102), achieving the best field goal percentage in Patriots history.

PATRIOTS ALL-TIME LEADERS / FIELD GOAL PCT.

(Minimum 50 Attempts)

Player	Years	FGM	FGA	Pct.
Stephen Gostkowski	2006-09	88	102	.863
Adam Vinatieri	1996-05	263	321	.819
Matt Bahr	1993-95	55	72	.764
Tony Franklin	1984-87	93	125	.744

PATRIOTS SINGLE-SEASON LEADERS / FGs MADE

Player	Year	FGM	FGA	Pct.
Stephen Gostkowski	2008	36	40	.900
Tony Franklin	1986	32	41	.780
Adam Vinatieri	2004	31	33	.939
Adam Vinatieri	1998	31	39	.795

GOSTKOWSKI ON THE PATRIOTS ALL-TIME LIST

PATRIOTS SINGLE-SEASON LEADERS / FIELD GOAL PCT.

(Minimum 16 Attempts)

Player	Year	FGM	FGA	Pct.
Adam Vinatieri	2004	31	33	.939
Stephen Gostkowski	2008	36	40	.900
Adam Vinatieri	2002	27	30	.900
Stephen Gostkowski	2007	21	24	.875
Adam Vinatieri	1997	25	29	.862

PATRIOTS SINGLE-SEASON LEADERS / POINTS SCORED

Player	Year	TD	2-PT	FG	PAT	Pts.
Gino Cappelletti	1964	7	1	25	36	155
Stephen Gostkowski	2008	0	0	36	40	148
Gino Cappelletti	1961	8	0	17	48	147
Adam Vinatieri	2004	0	0	31	48	141

GOSTKOWSKI ON THE PATRIOTS ALL-TIME LIST


Gostkowski needs one more PAT and six more field goals to take over 4th place in both categories from Tony Franklin.

PATRIOTS ALL-TIME PAT LEADERS

Player	Years	PAT
Adam Vinatieri	1996-05	367
Gino Cappelletti	1960-70	342
John Smith	1974-83	308
Tony Franklin	1984-87	163
Stephen Gostkowski	2006-09	163

PATRIOTS ALL-TIME FG LEADERS

Player	Years	FGS
Adam Vinatieri	1996-05	263
Gino Cappelletti	1960-70	176
John Smith	1974-83	128
Tony Franklin	1984-87	93
Stephen Gostkowski	2006-09	88



ANNUAL ACHIEVEMENTS

The Patriots are the only team in the NFL to have recorded nine or more wins in each of the last eight seasons, including 2008. The Patriots have won 10 or more games seven times in the last eight seasons and have won 11 or more games six times in the last eight seasons.

MOST SEASONS OF 9+ WINS SINCE 2001

New England	8	Denver.....	5
Indianapolis.....	7	Dallas.....	5
Pittsburgh.....	6	Tennessee.....	4
Philadelphia.....	5	N.Y. Giants.....	4
Seattle.....	5	Baltimore.....	4
Green Bay.....	5		

GUYTON HAS THE WORK ETHIC

Gary Guyton was not drafted into the NFL, but through a solid work ethic was able to make the 53-man roster and earn a starting job in his second year. Taking a peak into his work history shows his work ethic goes beyond the football field. At the end of the season last year, Guyton went back to Georgia Tech and worked as an office assistant at the school's research institute.

"I was an office assistant, right there at the desk," said Guyton, who worked for a small wage at Georgia Tech Research Institute. "Just a regular office assistant. Tech is my school, and I enjoyed it."

"He's smart, well prepared," Bill Belichick said. "He understands. He's got a real good understanding of football. Not just his role but where other people have to be. That's what you really want in a defensive signal-caller, someone that understands how it all works."

"It's been a long road," Guyton said. "I have come far. I've achieved some things here. I'm happy. I'm enjoying it. But I don't look back as much, just always forward."





PATRIOTS NEWS & NOTES

MATT LIGHT AND HIS FOUNDATION

The Light Foundation, a nonprofit founded in 2001 by Matt Light, held its signature fundraising event on Tuesday, September 29 at Addieville East Farm in Mapleville, RI.

The Shoot-Out, now in its fifth year, offers participants the opportunity to match their shooting skills against Light, his teammates, and a host of local and national celebrities. Proceeds from the one-of-a-kind event benefit the Light Foundation, a youth-based organization that strives to install honesty, accountability and responsibility in young people through unique outdoor learning experiences that include a character development football camp, a financial literacy program offered at area schools and academic scholarships. In the eight years since the organization was founded, it has raised over \$1.2 million to support these programs.



Light says he wanted to develop a unique high-profile charity event that would raise funds and exposure for his foundation, and his love of the outdoors naturally came into play.

DOMINATING DEFENSE

The Patriots held the Ravens to 21 points (and just 14 points on offense) after Baltimore came into the game ranked second in the NFL averaging 34.3 points per game. The Patriots defense has not allowed more than 19 points in a game so far in 2009, limiting Buffalo to 17 offensive points, the New York jets to 19 points, Atlanta to 10 points and Baltimore to 14 offensive points.

PATRIOTS FORCE TURNOVERS

The Patriots have forced at least one turnover in 12 straight games, the third longest current streak in the NFL behind Oakland (15) and the NY Jets (13). The Patriots forced two turnovers against Baltimore, with a forced fumble on the opening kickoff and an interception prior to the end of the first half. Since 2003, the patriots are 53-0 when they win the turnover battle.

PATRIOTS OFF TO HOT START

The Patriots have started the season with at least three wins in their first four games for the fourth straight season and are the only team to begin each of the last four seasons with a record of 3-1 or better through their first four games.

PATRIOTS IN OCTOBER

The Patriots are 23-4 in October games, having swept the month in 2003, 2006 and 2007. The Patriots had an 11-game winning streak in the month of October that was snapped last season when New England dropped a 30-10 decision at San Diego (10/12/08).

PATRIOTS WIN GAME NUMBER 400

The Patriots recorded the franchise's 400th all-time victory, including postseason games, with the 26-10 win over Atlanta. The 400 victories rank third among the eight original AFL teams, behind Denver and Oakland. The eight original AFL teams, including the Patriots, began play in 1960. The Patriots recorded their milestone 400th victory in their 50th season and in their 777th overall game. Since Robert Kraft purchased the team in 1994, the Patriots have 176 victories, more than any other NFL team during that span.

OVERALL VICTORY TOTAL OF ORIGINAL AFL TEAMS

Team	W	L	T	Pct.
Oakland Raiders	431	345	11	.555
Denver Broncos	407	359	10	.531
New England Patriots	401	368	9	.521
Kansas City Chiefs	389	364	12	.516
San Diego Chargers	374	384	11	.493
Tennessee Titans	377	394	6	.489
Buffalo Bills	363	402	8	.475
New York Jets	342	413	8	.453

NOTE: Records include regular-season and playoff games

LIKE FATHER LIKE SON

WR Matthew Slater spent his college days in Los Angeles on the offensive side of the ball at UCLA. The second-year promising young talent was born in 1985, when another Slater in The City of Angels was named to his second of seven Pro Bowls. Matthew's father, Jackie Slater, a Hall of Fame offensive tackle, spent his entire career with the Rams organization in LA. He was voted the NFC Offensive Lineman of the year four times—1983, 1986, 1987, and 1989. Matthew Slater, drafted in 2008, is one of six sons of Hall of Fame members to be drafted in NFL history.

HALL OF FAME FATHERS WITH SONS DRAFTED IN THE NFL

Jackie Slater (class of 2001) – son, Matthew Slater (NE)
 Howie Long (class of 2000) – son, Chris Long (STL)
 Bobby Bell (class of 1983) – son, Bobby Bell (NYJ)
 Tony Dorsett (class of 1994) – son, Anthony Dorsett (HOU)
 Bob Griese (class of 1990) – son, Brian Griese (DEN)
 Kellen Winslow (class of 1995) – son, Kellen Winslow (CLE)

LIKE FATHER LIKE SON, PART 2

CB Shawn Springs has always been a speedster. No doubt, the gift of fast feet was a hereditary gift of his father, Ron Springs, an 8-year NFL running back for the Dallas Cowboys and Tampa Bay Buccaneers. Ron, who tallied over 2500 rushing and 2200 receiving yards in his career, became ill in 1990 with type 2 diabetes. By 2004, Shawn was a respected NFL veteran, but he was willing to give up his career and offered to donate his kidney to his father, who needed a transplant. Ron declined, saying in a 2005 *Washington Post* article, "I think that was a tremendous gesture, and it just justifies the fact that he's a loving son. But I couldn't have let him do that, because I always prayed and wanted him to be a professional athlete, so I would not have shortened his career by no means necessary."

OPENING WITH A TURNOVER

Eric Alexander forced Baltimore kick returner Chris Carr to fumble on the game's opening kickoff and Brandon McGowan recovered the loose ball to give the Patriots possession at the Ravens' 12-yard line. New England converted the opportunity into a field goal and a 3-0 lead. The fumble was the fourth opponent fumble that the Patriots have recovered through four games this season, and the Patriots have scored following all four of their opponent fumble recoveries so far in 2009. The forced fumble and recovery was the second for the Patriots on kickoff coverage this season, having also forced and recovered a fumble by Buffalo's Leodis McKelvin in the fourth quarter of the season opener on Sept. 14.

MOSS ON PACE FOR 1,000 YARDS

Randy Moss has recorded a 1,000-yard receiving nine times in his 11-year career. Moss can join Jerry Rice (14) as the only players in NFL history with 10 seasons with 1,000 receiving yards with a 1,000 yard season in 2009. Moss currently has 331 receiving yards, which puts him on pace for 1,324 receiving yards.

BRADY ON PACE FOR 4,516 PASSING YARDS

Tom Brady currently has 1,129 passing yards through four games, putting him on pace for 4,516 passing yards. That mark would tie Drew Bledsoe for seven seasons of 3,000 or more yards and give Brady his third season with over 4,000 passing yards. Bledsoe and Brady are tied with two 4,000 yard seasons.



2009 OFFENSIVE STATISTICS

WON 3, LOST 1

09/14	W 25-24	Buffalo	68,756
09/20	L 9-16	at New York Jets	78,312
09/27	W 26-10	Atlanta	68,756
10/04	W 27-21	Baltimore	68,756
10/11		at Denver	
10/18		Tennessee	
10/25		at Tampa Bay	
11/08		Miami	
11/15		at Indianapolis	
11/22		New York Jets	
11/30		at New Orleans	
12/06		at Miami	
12/13		Carolina	
12/20		at Buffalo	
12/27		Jacksonville	
01/03		at Houston	
		N.E.	Opp.

TOTAL FIRST DOWNS	99	68
Rushing	25	16
Passing	62	49
Penalty	12	3
3rd Down: Made/Att	27/59	18/44
3rd Down Pct.	45.8	40.9
4th Down: Made/Att	4/7	2/4
4th Down Pct.	57.1	50.0
POSSESSION AVG.	35:41	24:19
TOTAL NET YARDS	1504	1150
Avg. Per Game	376.0	287.5
Total Plays	290	214
Avg. Per Play	5.2	5.4
NET YARDS RUSHING	409	381
Avg. Per Game	102.3	95.3
Total Rushes	112	84
NET YARDS PASSING	1095	769
Avg. Per Game	273.8	192.3
Sacked/Yards Lost	4/34	8/69
Gross Yards	1129	838
Att./Completions	174/108	122/73
Completion Pct.	62.1	59.8
Had Intercepted	2	1
PUNTS/AVERAGE	12/38.8	17/41.6
NET PUNTING AVG.	12/31.3	17/37.2
PENALTIES/YARDS	24/195	33/265
FUMBLES/BALL LOST	2/1	8/4
TOUCHDOWNS	8	8
Rushing	4	1
Passing	4	5
Returns	0	2

* SCORE BY PERIODS	Q1	Q2	Q3	Q4	OT	PTS
TEAM	9	40	10	28	0	87
OPPONENTS	17	17	20	17	0	71

* SCORING	TD	Ru	Pa	Rt	K-PAT	FG	S	PTS
Gostkowski	0	0	0	0	6/ 6	11/12	0	39
F. Taylor	2	2	0	0			0	12
Watson	2	0	2	0			0	12
Baker	1	0	1	0			0	6
Brady	1	1	0	0			0	6
Morris	1	1	0	0			0	6
Moss	1	0	1	0			0	6
TEAM	8	4	4	0	6/ 6	11/12	0	87
OPPONENTS	8	1	5	2	8/ 8	5/ 5	0	71

2-Pt. Conversions: TEAM 0-2, OPPONENTS 0-0

SACKS: Wright 3, Banta-Cain 2, D. Burgess 1, A. Thomas 1, Warren 1, TEAM 8, OPPONENTS 4
 FUM/LOST: Brady 1/1, Faulk 1/0

* RUSHING	No.	Yds	Avg	Long	TD
F. Taylor	45	201	4.5	19	2
Maroney	27	78	2.9	12	0
Faulk	16	62	3.9	11	0
Morris	13	41	3.2	15	1
Brady	10	22	2.2	9	1
Edelman	1	5	5.0	5	0
TEAM	112	409	3.7	19	4
OPPONENTS	84	381	4.5	50	1

* RECEIVING	No.	Yds	Avg	Long	TD
Moss	29	331	11.4	31	1
Welker	18	141	7.8	15	0
Watson	12	174	14.5	34	2
Edelman	12	130	10.8	29	0
Faulk	11	72	6.5	16	0
Morris	9	95	10.6	19	0
Galloway	7	67	9.6	19	0
Baker	4	50	12.5	36t	1
Maroney	3	26	8.7	17	0
F. Taylor	2	17	8.5	13	0
Aiken	1	26	26.0	26	0
TEAM	108	1129	10.5	36t	4
OPPONENTS	73	838	11.5	45	5

* INTERCEPTIONS	No.	Yds	Avg	Long	TD
Bodden	1	0	0.0	0	0
TEAM	1	0	0.0	0	0
OPPONENTS	2	26	13.0	26t	1

* PUNTING	No.	Yds	Avg	Net	TB	In	Lg	B
Hanson	12	465	38.8	31.3	3	3	51	0
TEAM	12	465	38.8	31.3	3	3	51	0
OPPONENTS	17	707	41.6	37.2	1	6	57	0

* PUNT RETURNS	Ret	FC	Yds	Avg	Long	TD
Faulk	5	2	31	6.2	15	0
Welker	2	0	21	10.5	11	0
Edelman	1	0	2	2.0	2	0
TEAM	8	2	54	6.8	15	0
OPPONENTS	3	3	30	10.0	16	0

* KICKOFF RETURNS	No.	Yds	Avg	Long	TD
Maroney	9	208	23.1	52	0
Faulk	6	144	24.0	32	0
Edelman	2	39	19.5	22	0
TEAM	17	391	23.0	52	0
OPPONENTS	17	465	27.4	43	0

* FIELD GOALS	1-19	20-29	30-39	40-49	50+
Gostkowski	0/ 0	6/ 6	4/ 4	1/ 2	0/ 0
TEAM	0/ 0	6/ 6	4/ 4	1/ 2	0/ 0
OPPONENTS	0/ 0	2/ 2	2/ 2	1/ 1	0/ 0
Gostkowski:	(41N, 20G, 28G)	(45G, 25G, 29G)	(21G, 33G, 22G, 33G)	(32G, 33G)	
OPPONENTS:	(40G)	(33G, 24G, 39G)	(26G)	()	

* PASSING	Att	Cmp	Yds	Cmp%	Yds/Att	TD	TD%	Int	Int%	Long	Sack/Lost	Rating
Brady	174	108	1129	62.1	6.49	4	2.3	2	1.1	36t	4/ 34	83.7
TEAM	174	108	1129	62.1	6.49	4	2.3	2	1.1	36t	4/ 34	83.7
OPPONENTS	122	73	838	59.8	6.87	5	4.1	1	0.8	45	8/ 69	90.8



2009 DEFENSIVE STATISTICS

Tackle Statistics based on Coaches Film Review

PLAYER Name	TACKLES			SACKS			INTERCEPTIONS				FUMBLES				SP. TEAMS				
	TT	UT	A	S/	Yds	QH	Int/	Yds	TD	PD	FF	FR/	Yds	TD	TT	UT	A	FF	FR
Gary Guyton	28	16	12	0.0	0.0	3	0	0	0	1	0	0	0	0	0	0	0	0	0
Brandon Meiweather	27	16	11	0.0	0.0	0	0	0	0	2	0	0	0	0	2	2	0	0	0
Shawn Springs	18	16	2	0.0	0.0	0	0	0	0	0	0	0	0	0	0	0	0	0	0
Ty Warren	15	10	5	1.0	9.0	4	0	0	0	0	0	0	0	0	0	0	0	0	0
Jarvis Green	15	8	7	0.0	0.0	2	0	0	0	0	0	0	0	0	0	0	0	0	0
Leigh Bodden	14	10	4	0.0	0.0	0	0	0	0	2	0	1	0	0	0	0	0	0	0
Brandon McGowan	14	10	4	0.0	0.0	2	0	0	0	0	1	0	0	0	5	3	2	0	1
James Sanders	13	10	3	0.0	0.0	0	0	0	0	0	0	1	0	0	2	2	0	0	0
Vince Wilfork	12	9	3	0.0	0.0	0	0	0	0	2	1	0	0	0	0	0	0	0	0
Mike Wright	12	6	6	3.0	34.0	5	0	0	0	1	1	0	0	0	0	0	0	0	0
Adalius Thomas	11	8	3	1.0	10.0	2	0	0	0	1	0	0	0	0	0	0	0	0	0
Jonathan Wilhite	10	9	1	0.0	0.0	0	0	0	0	1	0	0	0	0	2	0	2	0	0
Tully Banta-Cain	9	6	3	2.0	16.0	3	0	0	0	0	0	0	0	0	0	0	0	0	0
Pierre Woods	7	4	3	0.0	0.0	0	0	0	0	0	0	0	0	0	4	3	1	1	0
Derrick Burgess	7	4	3	1.0	0.0	1	0	0	0	0	0	0	0	0	0	0	0	0	0
Myron Pryor	4	1	3	0.0	0.0	0	0	0	0	0	0	0	0	0	0	0	0	0	0
Darius Butler	3	3	0	0.0	0.0	0	0	0	0	2	0	0	0	0	0	0	0	0	0
Terrence Wheatley	2	2	0	0.0	0.0	0	0	0	0	0	0	0	0	0	1	0	1	0	0
Jerod Mayo	1	0	1	0.0	0.0	0	0	0	0	0	0	0	0	0	0	0	0	0	0
Rob Ninkovich	1	0	1	0.0	0.0	0	0	0	0	0	0	0	0	0	2	2	0	0	0
Ron Brace	1	0	1	0.0	0.0	0	0	0	0	0	0	0	0	0	0	0	0	0	0
Bret Lockett	0	0	0	0.0	0.0	0	0	0	0	0	0	0	0	0	3	2	1	0	0
Eric Alexander	0	0	0	0.0	0.0	0	0	0	0	0	0	0	0	0	4	1	3	1	0
Pat Chung	0	0	0	0.0	0.0	0	0	0	0	0	0	0	0	0	6	3	3	0	0
Sam Aiken	0	0	0	0.0	0.0	0	0	0	0	0	0	0	0	0	5	2	3	1	0
Stephen Gostkowski	0	0	0	0.0	0.0	0	0	0	0	0	0	0	0	0	2	1	1	0	1
BenJarvus Green-Ellis	0	0	0	0.0	0.0	0	0	0	0	0	0	0	0	0	1	0	1	0	0
Matthew Slater	0	0	0	0.0	0.0	0	0	0	0	0	0	0	0	0	1	1	0	0	0
Totals	224	148	76	8.0	69.0	22	0	0	0	12	3	2	0	0	38	21	17	3	2

FUMBLES - LOST (2-1)				
	Own			
	No.	Lost	Rec	O.B.
Tom Brady	1	1	0	0
Kevin Faulk	1	0	0	0
Leigh Bodden	0	0	1	0
Totals	2	1	1	0

MISC. OFFENSIVE STATS				
	Tkl	Ast	FF	FR
Randy Moss	1	0	0	0
Totals	1	0	0	0

KEY	
TT -Total Tackles	Int/Yds -Interceptions/Yards Returned
UT -Unassisted Tackles	PD -Passes Defensed
A -Assisted Tackles	FF -Forced Fumbles
S/YL -Sacks/Yards Lost	FR/Yds -Fumble Recoveries/Yards Returned
QH -Quarterback Hits	

BLOCKED KICKS			
	XP	FG	P
Totals			



PATRIOTS NOTABLE-QUOTABLES

PATRIOTS HEAD COACH BILL BELICHICK ON...

WR Sam Aiken

On taking on leadership roles as special teams captain...

"He's really on top of things. We ask him to do a lot of things for us. He works hard at them and he does a good job. I think he's done an excellent job at providing leadership and direction — the right attitude for the players that are on the special teams unit. He represents them and I think he represents them very well."

DL Myron Pryor

On doing things right...

"He's got good strength. He's a pretty smart football player. He certainly understands leverage and in-line play. I think his fundamentals, his background and defensive football are very good."

WR Randy Moss

On his toughness, playing with back pains Week 3 vs. ATL...

"I think that's one of the stronger performances I've seen. He was hurting. He had a will and he played through it...he showed me a lot of toughness in that game. He's been tough, but I thought that was really ... It was a pretty special performance, going over the middle, blocking, catching short passes, taking a lot of hits, making first downs, and he was making a lot of them. I thought it was a real good performance."

On his communication skills with his teammates...

"He and Tom [Brady] are always talking and the other receivers. They talk a lot about different techniques and how a certain defender plays and how to play against him — those types of things—the way he interacts with his teammates and supports [them] — not just the receivers but also the defenders. They have a good working relationship with each other about, 'This is what I'm trying to do to you and this is how I'm trying to defeat it,' and help each other get better and ultimately that helps them get better. If our receiver tells our defensive back, 'Hey, this is what you're doing that's giving me trouble or what you're doing is making it easy for me,' and the player can improve on the other side of the ball, ultimately, it improves him. It's a healthy relationship and it's one that we try to encourage. I think we get a lot out of them. Players are good about that. They are good about helping the younger players, but they're also good about working with each other on different strengths and weaknesses and techniques that can be beneficial to our team."

RB Fred Taylor

On what Fred does well...

"Fred's run hard for us all year — in preseason, in all the camps, training camp, and all that. He runs hard and he runs smart. He knows where the holes are, he sets up blockers well and he can carry the load."

LB Adalius Thomas

On his pass rush...

"He provides a lot of versatility. I think that's one of his strengths as a linebacker and that's what we ask him to do. He rushes. He covers. He plays inside. He plays outside. He's versatile, flexible enough to move around and do those things well, so that helps the overall scheme of the defense. It also helps other players — put them at some positions or be flexible with them. It gives the offense a couple different things to worry about."

RB Sammy Morris

On his versatility...

"I think Sammy has proved to us over the past couple years that he's a dependable player in every phase of the game, whether it be offense, in the kicking game, running game, passing game. He's good with the ball in his hands as a runner, as a receiver and [in] blitz pickup, as a blocker, as a short-yardage runner, as a third-down back and on special teams, both as a coverage player and as a blocker in the return game."

CB Shawn Springs

On playing smart football...

"Mentally, he's into everything. He makes very, very few mistakes. He's really on top of his game and situations and all of those kinds of things..."

On what they wanted from him upon signing him...

"I think we knew that was the player that we were getting when we got him and he's been able to do that for us. And that isn't any big surprise, but he's done a good job of it. He works hard. He's smart. He has a good skill set. To be able to play all those positions, that's very unusual, and mentally and from a technique and understanding standpoint, he's done a good job there."

TE Benjamin Watson

On pinpointing his strengths...

"He's versatile athletically and he's versatile mentally, so he can do a lot of things. He can play on the line. He can play off the line. He can play detached. He can play in close. He has a good skill set."

LB Gary Guyton

On his humility...

"Yeah, I have a lot of respect for Gary. He's a very humble player, works hard and has earned everything he's got. You really have a lot of respect for a player like that."



2009 NEW ENGLAND PATRIOTS ROSTER

AS OF OCTOBER 6, 2009

ALPHABETICAL ROSTER

#	NAME	POS	HT	WT	BORN	YR	COLLEGE	H.S. HOMETOWN
88	Aiken, Sam	WR	6-2	215	12/14/1980	7	North Carolina	Kenansville, N.C.
52	Alexander, Eric	LB	6-2	240	2/8/1982	5	Louisiana State	Port Arthur, Texas
86	Baker, Chris	TE	6-3	258	11/18/1979	8	Michigan State	St. Albans, N.Y.
95	Banta-Cain, Tully	LB	6-2	250	8/28/1980	7	California	Sunnyvale, Calif.
23	Bodden, Leigh	CB	6-1	193	9/24/1981	7	Duquesne	Hyattsville, Md.
92	Brace, Ron	DL	6-3	330	12/18/1986	R	Boston College	Worcester, Mass.
12	Brady, Tom	QB	6-4	225	8/3/1977	10	Michigan	San Mateo, Calif.
55	Burgess, Derrick	LB	6-2	260	8/12/1978	9	Mississippi	Greenbelt, Md.
28	Butler, Darius	CB	5-10	185	3/18/1986	R	Connecticut	Ft. Lauderdale, Fla.
25	Chung, Pat	S	5-11	212	8/19/1987	R	Oregon	Rancho Cucamonga, Calif.
63	Connolly, Dan	OL	6-4	313	9/2/1982	4	Southeast Missouri St.	St. Louis, Mo.
11	Edelman, Julian	WR	6-0	198	5/22/1986	R	Kent State	Redwood City, Calif.
33	Faulk, Kevin	RB	5-8	202	6/5/1976	11	Louisiana State	Carencro, La.
13	Galloway, Joey	WR	5-11	197	11/20/1971	15	Ohio State	Bellaire, Ohio
3	Gostkowski, Stephen	K	6-1	215	1/28/1984	4	Memphis	Madison, Miss.
97	Green, Jarvis	DL	6-3	285	1/12/1979	8	Louisiana State	Donaldsonville, La.
42	Green-Ellis, BenJarvus	RB	5-11	215	7/2/1985	2	Mississippi	New Orleans, La.
59	Guyton, Gary	LB	6-3	245	11/14/1985	2	Georgia Tech	Hinesville, Ga.
6	Hanson, Chris	P	6-2	202	10/25/1976	11	Marshall	Sharpsburg, Ga.
8	Hoyer, Brian	QB	6-2	215	10/13/1985	R	Michigan State	North Olmstead, Ohio
47	Ingram, Jake	LS	6-3	235	10/23/1985	R	Hawaii	Milliani, Hawaii
77	Kaczur, Nick	T	6-4	315	7/28/1979	5	Toledo	Brantford, Ontario
67	Koppen, Dan	C	6-2	296	9/12/1979	7	Boston College	Whitehall, Pa.
72	Light, Matt	T	6-4	305	6/23/1978	9	Purdue	Greenville, Ohio
38	Lockett, Bret	DB	6-1	211	10/7/1986	R	UCLA	Diamond Bar, Calif.
70	Mankins, Logan	G	6-4	310	3/10/1982	5	Fresno State	Catheys Valley, Calif.
39	Maroney, Laurence	RB	5-11	220	2/5/1985	4	Minnesota	St. Louis, Mo.
80	Matthews, Michael	TE	6-4	270	10/9/1983	3	Georgia Tech	Sycamore, Ohio
51	Mayo, Jerod	LB	6-1	245	2/23/1986	2	Tennessee	Hampton, Va.
30	McGowan, Brandon	S	5-11	210	9/26/1983	5	Maine	Jersey City, N.J.
31	Meriweather, Brandon	S	5-11	200	1/14/1984	3	Miami (Fla.)	Apopka, Fla.
34	Morris, Sammy	RB	6-0	220	3/23/1977	10	Texas Tech	San Antonio, Texas
81	Moss, Randy	WR	6-4	210	2/13/1977	12	Marshall	Rand, W. Va.
61	Neal, Stephen	G	6-4	305	10/9/1976	8	Cal State-Bakersfield	San Diego, Calif.
50	Ninkovich, Rob	LB	6-2	255	2/1/1984	4	Purdue	Blue Island, Ill.
60	Ohrnberger, Rich	OL	6-2	300	2/14/1986	R	Penn State	East Meadow, N.Y.
91	Pryor, Myron	DL	6-1	310	6/13/1986	R	Kentucky	Louisville, Ky.
36	Sanders, James	S	5-10	210	11/11/1983	5	Fresno State	Porterville, Calif.
74	Sands, Terdell	DL	6-8	355	10/31/1979	9	Tennessee-Chattanooga	Chattanooga, Tenn.
71	Simmons, Kendall	G	6-3	315	3/11/1979	8	Auburn	Ripley, Miss.
18	Slater, Matthew	WR	6-0	200	9/9/1985	2	UCLA	Anaheim, Calif.
29	Springs, Shawn	CB	6-0	204	3/11/1975	13	Ohio State	Silver Spring, Md.
21	Taylor, Fred	RB	6-1	228	1/27/1976	12	Florida	Belle Glade, Fla.
96	Thomas, Adalius	LB	6-2	270	8/18/1977	10	Southern Mississippi	Equality, Ala.
76	Vollmer, Sebastian	OL	6-8	315	7/10/1984	R	Houston	Kaarst, Germany
94	Warren, Ty	DL	6-5	300	2/6/1981	7	Texas A&M	Bryan, Texas
84	Watson, Benjamin	TE	6-3	255	12/18/1980	6	Georgia	Rock Hill, S.C.
83	Welker, Wes	WR	5-9	185	5/1/1981	6	Texas Tech	Oklahoma City, Okla.
22	Wheatley, Terrence	CB	5-9	185	5/5/1985	2	Colorado	Plano, Texas
75	Wilfork, Vince	NT	6-2	325	11/4/1981	6	Miami (Fla.)	Boynton Beach, Fla.
24	Wilhite, Jonathan	CB	5-11	185	2/23/1984	2	Auburn	Monroe, La.
58	Woods, Pierre	LB	6-5	255	1/6/1982	4	Michigan	Cleveland, Ohio
99	Wright, Mike	DL	6-4	295	3/1/1982	5	Cincinnati	Cincinnati, Ohio

NUMERICAL ROSTER

#	NAME	POS
3	Stephen Gostkowski	K
6	Chris Hanson	P
8	Brian Hoyer	QB
11	Julian Edelman	WR
12	Tom Brady	QB
13	Joey Galloway	WR
18	Matthew Slater	WR
21	Fred Taylor	RB
22	Terrence Wheatley	CB
23	Leigh Bodden	CB
24	Jonathan Wilhite	CB
25	Pat Chung	S
28	Darius Butler	CB
29	Shawn Springs	CB
30	Brandon McGowan	S
31	Brandon Meriweather	S
33	Kevin Faulk	RB
34	Sammy Morris	RB
36	James Sanders	S
38	Bret Lockett	DB
39	Laurence Maroney	RB
42	BenJarvus Green-Ellis	RB
47	Jake Ingram	LS
50	Rob Ninkovich	LB
51	Jerod Mayo	LB
52	Eric Alexander	LB
55	Derrick Burgess	LB
58	Pierre Woods	LB
59	Gary Guyton	LB
60	Rich Ohrnberger	OL
61	Stephen Neal	G
63	Dan Connolly	OL
67	Dan Koppen	C
70	Logan Mankins	G
71	Kendall Simmons	G
72	Matt Light	T
74	Terdell Sands	DL
75	Vince Wilfork	NT
76	Sebastian Vollmer	OL
77	Nick Kaczur	T
80	Michael Matthews	TE
81	Dan Moss	WR
83	Wes Welker	WR
84	Benjamin Watson	TE
86	Chris Baker	TE
88	Sam Aiken	WR
91	Myron Pryor	DL
92	Ron Brace	DL
94	Ty Warren	DL
95	Tully Banta-Cain	LB
96	Adalius Thomas	LB
97	Jarvis Green	DL
99	Mike Wright	DL

PRACTICE SQUAD

#	NAME	POS	HT	WT	BORN	YR	COLLEGE	H.S. HOMETOWN
62	Adams, Titus	DL	6-4	305	1/28/1983	1	Nebraska	Omaha, Neb.
85	Agnone, Robbie	TE	6-6	260	10/21/1985	R	Delaware	Etters, Pa.
27	Arrington, Kyle	CB	5-10	196	8/12/1986	1	Hofstra	Accokeek, Md.
10	Nunn, Terrence	WR	6-7	195	7/25/1986	R	Nebraska	Houston, Texas
90	Richard, Darryl	DL	6-8	295	6/17/1986	R	Georgia Tech	Destrehan, La.
9	Stanback, Isiah	QB	6-9	208	8/16/1984	3	Washington	Seattl, Wash.
69	Wendell, Ryan	C	6-2	285	3/4/1986	1	Fresno State	Diamond Bar, Calif.

PRACTICE SQUAD

#	NAME	POS
9	Isiah Stanback	QB
10	Terrence Nunn	WR
27	Kyle Arrington	CB
62	Titus Adams	DL
69	Ryan Wendell	C
85	Robbie Agnone	TE
90	Darryl Richard	DL

RESERVE/INJURED LIST

#	NAME	POS	HT	WT	BORN	YR	COLLEGE	H.S. HOMETOWN
66	Bussey, George	OL	6-3	305	10/24/1984	R	Louisville	Louisville, Ky.
98	Crable, Shawn	LB	6-5	243	12/26/1984	2	Michigan	Massillon, Ohio
53	McKenzie, Tyrone	LB	6-2	240	12/11/1985	R	South Florida	Riverview, Fla.
35	Taylor, Chris	RB	6-0	224	11/7/1983	4	Indiana	Memphis, Tenn.

RESERVE/INJURED LIST

#	NAME	POS
35	Taylor, Chris	RB
53	McKenzie, Tyrone	LB
66	Bussey, George	OL
98	Crable, Shawn	LB

RESERVE/P.U.P. LIST

#	NAME	POS	HT	WT	BORN	YR	COLLEGE	H.S. HOMETOWN
64	LeVoir, Mark	T	6-7	310	7/29/1982	3	Notre Dame	Eden Prairie, Minn.

RESERVE/P.U.P. LIST

#	NAME	POS
64	Mark LeVoir	T

RESERVE/N.F.I. LIST

#	NAME	POS	HT	WT	BORN	YR	COLLEGE	H.S. HOMETOWN
19	Tate, Brandon	WR	6-1	195	10/5/1987	R	North Carolina	Burlington, N.C.

RESERVE/N.F.I. LIST

#	NAME	POS
19	Brandon Tate	WR

RESERVE/MILITARY LIST

#	NAME	POS	HT	WT	BORN	YR	COLLEGE	H.S. HOMETOWN
15	Barnes, Tyree	WR	6-0	196	4/15/1986	R	Navy	Hampton, Va.
44	Kettani, Eric	RB	5-11	235	3/26/1987	R	Navy	Kirtland, Ohio
15	White, Shun	WR	5-8	195	12/9/1985	R	Navy	Memphis, Tenn.

RESERVE/MILITARY LIST

#	NAME	POS
15	Tyree Barnes	WR
15	Shun White	WR
44	Eric Kettani	RB

HEAD COACH: BILL BELICHICK

ASSISTANTS: Josh Boyer, Defensive Backs; Ivan Fears, Running Backs; Pepper Johnson, Defensive Line; Harold Nash, Assistant Strength and Conditioning; Bill O'Brien, Quarterbacks; Scott O'Brien, Special Teams; Chad O'Shea, Receivers; Matt Patricia, Linebackers; Dean Pees, Defensive Coordinator; Dante Scarnecchia, Assistant Head Coach/Offensive Line; Shane Waldron, Tight Ends; Mike Woicik, Strength and Conditioning



2009 NUMERICAL ROSTER

October 6, 2009

#	NAME	POS	HT	WT	AGE	YR	COLLEGE	HOW ACQ.
3	Stephen Gostkowski	K	6-1	215	25	4	Memphis	D4b-06
6	Chris Hanson	P	6-2	202	32	11	Marshall	FA(NO)-07
8	Brian Hoyer	QB	6-2	215	23	R	Michigan State	FA-09
11	Julian Edelman	WR	6-0	198	23	R	Kent State	D7a-09
12	Tom Brady	QB	6-4	225	32	10	Michigan	D6b-00
13	Joey Galloway	WR	5-11	197	37	15	Ohio State	FA(TB)-09
18	Matthew Slater	WR	6-0	200	24	2	UCLA	D5-08
21	Fred Taylor	RB	6-1	228	33	12	Florida	FA(JAX)-09
22	Terrence Wheatley	CB	5-9	185	24	2	Colorado	D2-08
23	Leigh Bodden	CB	6-1	193	28	7	Duquesne	FA(DET)-09
24	Jonathan Wilhite	CB	5-11	185	25	2	Auburn	D4-08
25	Pat Chung	S	5-11	212	22	R	Oregon	D2a-09
28	Darius Butler	CB	5-10	185	23	R	Connecticut	D2c-09
29	Shawn Springs	CB	6-0	204	34	13	Ohio State	FA(WAS)-09
30	Brandon McGowan	S	5-11	210	26	5	Maine	UFA(CHI)-09
31	Brandon Meriweather	S	5-11	200	25	3	Miami (Fla.)	D1-07
33	Kevin Faulk	RB	5-8	202	33	11	Louisiana State	D2-99
34	Sammy Morris	RB	6-0	220	32	10	Texas Tech	UFA (MIA)-07
36	James Sanders	S	5-10	210	25	5	Fresno State	D4-05
38	Bret Lockett	DB	6-1	211	22	R	UCLA	CW (CLE)-09
39	Laurence Maroney	RB	5-11	220	24	4	Minnesota	D1-06
42	BenJarvus Green-Ellis	RB	5-11	215	24	2	Mississippi	FA-08
47	Jake Ingram	LS	6-3	235	23	R	Hawaii	D6a-09
50	Rob Ninkovich	LB	6-2	255	25	4	Purdue	FA-09
51	Jerod Mayo	LB	6-1	245	23	2	Tennessee	D1-08
52	Eric Alexander	LB	6-2	240	27	5	Louisiana State	FA-04
55	Derrick Burgess	LB	6-2	260	31	9	Mississippi	TR(OAK)-09
58	Pierre Woods	LB	6-5	255	27	4	Michigan	FA-06
59	Gary Guyton	LB	6-3	245	23	2	Georgia Tech	FA-08
60	Rich Ohrnberger	OL	6-2	300	23	R	Penn State	D4-09
61	Stephen Neal	G	6-4	305	32	8	Cal State-Bakersfield	FA-01
63	Dan Connolly	OL	6-4	313	27	4	Southeast Missouri St.	FA(JAX)-08
67	Dan Koppen	C	6-2	296	30	7	Boston College	D5-03
70	Logan Mankins	G	6-4	310	27	5	Fresno State	D1-05
71	Kendall Simmons	G	6-3	315	30	8	Auburn	FA-09
72	Matt Light	T	6-4	305	31	9	Purdue	D2-01
74	Terdell Sands	DL	6-8	355	29	9	Tennessee-Chattanooga	FA-09
75	Vince Wilfork	NT	6-2	325	27	6	Miami (Fla.)	D1a-04
76	Sebastian Vollmer	OL	6-8	315	25	R	Houston	D2d-09
77	Nick Kaczur	T	6-4	315	30	5	Toledo	D3b-05
80	Michael Matthews	TE	6-4	270	25	3	Georgia Tech	TR (NYG)-09
81	Randy Moss	WR	6-4	210	32	12	Marshall	TR (OAK)-07
83	Wes Welker	WR	5-9	185	28	6	Texas Tech	TR (MIA)-07
84	Benjamin Watson	TE	6-3	255	28	6	Georgia	D1b-04
86	Chris Baker	TE	6-3	258	29	8	Michigan State	FA(NYJ)-09
88	Sam Aiken	WR	6-2	215	28	7	North Carolina	UFA (BUF)-08
91	Myron Pryor	DL	6-1	310	23	R	Kentucky	D6b-09
92	Ron Brace	DL	6-3	330	22	R	Boston College	D2b-09
94	Ty Warren	DL	6-5	300	28	7	Texas A&M	D1-03
95	Tully Banta-Cain	LB	6-2	250	29	7	California	FA(SF)-09
96	Adalius Thomas	LB	6-2	270	32	10	Southern Mississippi	UFA(BAL)-07
97	Jarvis Green	DL	6-3	285	30	8	Louisiana State	D4b-02
99	Mike Wright	DL	6-4	295	27	5	Cincinnati	FA-05

PRACTICE SQUAD

#	NAME	POS	HT	WT	AGE	YR	COLLEGE	HOW ACQ.
9	Isaiah Stanback	QB	6-2	208	25	3	Washington	D4-07
10	Terrence Nunn	WR	6-0	195	23	R	Nebraska	FA-09
27	Kyle Arrington	CB	5-10	196	23	1	Hofstra	FA-08
62	Titus Adams	DL	6-4	305	26	1	Nebraska	FA-08
69	Ryan Wendell	C	6-2	285	23	1	Fresno State	FA-08
85	Robbie Agnone	TE	6-6	260	23	R	Delaware	FA-09
90	Darryl Richard	DL	6-4	295	23	R	Georgia Tech	D7b-09

RESERVE/INJURED LIST

#	NAME	POS	HT	WT	AGE	YR	COLLEGE	INJURY (IR date)
35	Chris Taylor	RB	5-8	224	25	4	Indiana	shoulder (9/5/09)
53	Tyrone McKenzie	LB	6-2	240	23	R	South Florida	knee (8/31/09)
66	George Bussey	OL	6-3	305	23	R	Louisville	knee (9/5/09)
98	Shawn Crable	LB	6-5	243	24	2	Michigan	groin (9/5/09)

RESERVE/P.U.P LIST

#	NAME	POS	HT	WT	AGE	YR	COLLEGE	DATE
64	Mark LeVoir	T	6-7	310	27	3	Notre Dame	August, 31

RESERVE/N.F.I. List

#	NAME	POS	HT	WT	AGE	YR	COLLEGE	DATE
19	Brandon Tate	WR	6-1	195	21	R	North Carolina	August, 31

RESERVE/MILITARY LIST

#	NAME	POS	HT	WT	AGE	YR	COLLEGE	DATE
15	Tyree Barnes	WR	6-0	196	23	R	Navy	July, 23
15	Shun White	WR	5-8	195	23	R	Navy	August, 17
44	Eric Kettani	RB	5-11	235	22	R	Navy	July, 23



2009 POSITIONAL ROSTER

October 6, 2009

DEFENSE (25)								
#	NAME	POS	HT	WT	BORN	YR	COLLEGE	H.S. HOMETOWN
DEFENSIVE LINE (7)								
92	Brace, Ron	DL	6-3	330	12/18/1986	R	Boston College	Worcester, Mass.
97	Green, Jarvis	DL	6-3	285	1/12/1979	8	Louisiana State	Donaldsonville, La.
91	Pryor, Myron	DL	6-1	310	6/13/1986	R	Kentucky	Louisville, Ky.
74	Sands, Terdell	DL	6-8	355	10/31/1979	9	Tennessee-Chattanooga	Chattanooga, Tenn.
94	Warren, Ty	DL	6-5	300	2/6/1981	7	Texas A&M	Bryan, Texas
75	Wilfork, Vince	NT	6-2	325	11/4/1981	6	Miami (Fla.)	Boynton Beach, Fla.
99	Wright, Mike	DL	6-4	295	3/1/1982	5	Cincinnati	Cincinnati, Ohio
LINEBACKER (8)								
52	Alexander, Eric	LB	6-2	240	2/8/1982	5	Louisiana State	Port Arthur, Texas
95	Banta-Cain, Tully	LB	6-2	250	8/28/1980	7	California	Sunnyvale, Calif.
55	Burgess, Derrick	LB	6-2	260	8/12/1978	9	Mississippi	Greenbelt, Md.
59	Guyton, Gary	LB	6-3	245	11/14/1985	2	Georgia Tech	Hinesville, Ga.
51	Mayo, Jerod	LB	6-1	245	2/23/1986	2	Tennessee	Hampton, Va.
50	Ninkovich, Rob	LB	6-2	255	2/1/1984	4	Purdue	Blue Island, Ill.
96	Thomas, Adalius	LB	6-2	270	8/18/1977	10	Southern Mississippi	Equality, Ala.
58	Woods, Pierre	LB	6-5	255	1/6/1982	4	Michigan	Cleveland, Ohio
DEFENSIVE BACK (10)								
23	Bodden, Leigh	CB	6-1	193	9/24/1981	7	Duquesne	Hyattsville, Md.
28	Butler, Darius	CB	5-10	185	3/18/1986	R	Connecticut	Ft. Lauderdale, Fla.
25	Chung, Pat	S	5-11	212	8/19/1987	R	Oregon	Rancho Cucamonga, Calif.
38	Lockett, Bret	DB	6-1	211	10/7/1986	R	UCLA	Diamond Bar, Calif.
30	McGowan, Brandon	S	5-11	210	9/26/1983	5	Maine	Jersey City, N.J.
31	Meriweather, Brandon	S	5-11	200	1/14/1984	3	Miami (Fla.)	Apopka, Fla.
36	Sanders, James	S	5-10	210	11/11/1983	5	Fresno State	Porterville, Calif.
29	Springs, Shawn	CB	6-0	204	3/11/1975	13	Ohio State	Silver Spring, Md.
22	Wheatley, Terrence	CB	5-9	185	5/5/1985	2	Colorado	Plano, Texas
24	Wilhite, Jonathan	CB	5-11	185	2/23/1984	2	Auburn	Monroe, La.
OFFENSE (25)								
#	NAME	POS	HT	WT	BORN	YR	COLLEGE	H.S. HOMETOWN
OFFENSIVE LINE (9)								
63	Connolly, Dan	OL	6-4	313	9/2/1982	4	Southeast Missouri St.	St. Louis, Mo.
77	Kaczur, Nick	T	6-4	315	7/28/1979	5	Toledo	Brantford, Ontario
67	Koppen, Dan	C	6-2	296	9/12/1979	7	Boston College	Whitehall, Pa.
72	Light, Matt	T	6-4	305	6/23/1978	9	Purdue	Greenville, Ohio
70	Mankins, Logan	G	6-4	310	3/10/1982	5	Fresno State	Catheys Valley, Calif.
61	Neal, Stephen	G	6-4	305	10/9/1976	8	Cal State-Bakersfield	San Diego, Calif.
60	Ohrnberger, Rich	OL	6-2	300	2/14/1986	R	Penn State	East Meadow, N.Y.
71	Simmons, Kendall	G	6-3	315	3/11/1979	8	Auburn	Ripley, Miss.
76	Vollmer, Sebastian	OL	6-8	315	7/10/1984	R	Houston	Kaarst, Germany
QUARTERBACK (2)								
12	Brady, Tom	QB	6-4	225	8/3/1977	10	Michigan	San Mateo, Calif.
8	Hoyer, Brian	QB	6-2	215	10/13/1985	R	Michigan State	North Olmstead, Ohio
WIDE RECEIVER (6)								
88	Aiken, Sam	WR	6-2	215	12/14/1980	7	North Carolina	Kenansville, N.C.
11	Edelman, Julian	WR	6-0	198	5/22/1986	R	Kent State	Redwood City, Calif.
13	Galloway, Joey	WR	5-11	197	11/20/1971	15	Ohio State	Bellaire, Ohio
81	Moss, Randy	WR	6-4	210	2/13/1977	12	Marshall	Rand, W. Va.
18	Slater, Matthew	WR	6-0	200	9/9/1985	2	UCLA	Anaheim, Calif.
83	Welker, Wes	WR	5-9	185	5/1/1981	6	Texas Tech	Oklahoma City, Okla.
RUNNING BACK (5)								
33	Faulk, Kevin	RB	5-8	202	6/5/1976	11	Louisiana State	Carencro, La.
42	Green-Ellis, BenJarvus	RB	5-11	215	7/2/1985	2	Mississippi	New Orleans, La.
39	Maroney, Laurence	RB	5-11	220	2/5/1985	4	Minnesota	St. Louis, Mo.
34	Morris, Sammy	RB	6-0	220	3/23/1977	10	Texas Tech	San Antonio, Texas
21	Taylor, Fred	RB	6-1	228	1/27/1976	12	Florida	Belle Glade, Fla.
TIGHT END (3)								
86	Baker, Chris	TE	6-3	258	11/18/1979	8	Michigan State	St. Albans, N.Y.
80	Matthews, Michael	TE	6-4	270	10/9/1983	3	Georgia Tech	Sycamore, Ohio
84	Watson, Benjamin	TE	6-3	255	12/18/1980	6	Georgia	Rock Hill, S.C.
SPECIALISTS (3)								
#	NAME	POS	HT	WT	BORN	YR	COLLEGE	H.S. HOMETOWN
SPECIALISTS (3)								
3	Gostkowski, Stephen	K	6-1	215	1/28/1984	4	Memphis	Madison, Miss.
6	Hanson, Chris	P	6-2	202	10/25/1976	11	Marshall	Sharpsburg, Ga.
47	Ingram, Jake	LS	6-3	235	10/23/1985	R	Hawaii	Mililani, Hawaii
RESERVE/INJURY (4)								
#	NAME	POS	HT	WT	BORN	YR	COLLEGE	H.S. HOMETOWN
RESERVE/INJURY (4)								
66	Bussey, George	OL	6-3	305	10/24/1984	R	Louisville	Louisville, Ky.
98	Crable, Shawn	LB	6-5	243	12/26/1984	2	Michigan	Massillon, Ohio
53	McKenzie, Tyrone	LB	6-2	240	12/11/1985	R	South Florida	Riverview, Fla.
35	Taylor, Chris	RB	6-0	224	11/7/1983	4	Indiana	Memphis, Tenn.
RESERVE/P.U.P (1)								
#	NAME	POS	HT	WT	BORN	YR	COLLEGE	H.S. HOMETOWN
RESERVE/P.U.P (1)								
64	LeVoi, Mark	T	6-7	310	7/29/1982	3	Notre Dame	Eden Prairie, Minn.
RESERVE/N.F.I. (1)								
#	NAME	POS	HT	WT	BORN	YR	COLLEGE	H.S. HOMETOWN
RESERVE/N.F.I (1)								
19	Tate, Brandon	WR	6-1	195	10/5/1987	R	North Carolina	Burlington, N.C.
RESERVE/MILITARY (3)								
#	NAME	POS	HT	WT	BORN	YR	COLLEGE	H.S. HOMETOWN
RESERVE/MILITARY (2)								
15	Barnes, Tyree	WR	6-0	196	4/15/1986	R	Navy	Hampton, Va.
44	Kettani, Eric	RB	5-11	235	3/26/1987	R	Navy	Kirtland, Ohio
15	White, Shun	WR	5-8	195	12/9/1985	R	Navy	Memphis, Tenn.



HOW THE PATRIOTS WERE BUILT

UPDATED: October 6, 2009

<u>YEAR</u>	<u>DRAFTTEES (26)</u>	<u>VETERAN FREE AGENTS (15)</u>	<u>WAIVERS (1) / TRADES (4)</u>	<u>ROOKIE AND FIRST-YEAR FREE AGENTS (7)</u>
1999	Kevin Faulk (2)			
2000	Tom Brady (6b)			
2001	Matt Light (2)			Stephen Neal (fa)
2002	Jarvis Green (4b)			
2003	Ty Warren (1) Dan Koppen (5)			
2004	Vince Wilfork (1a) Benjamin Watson (1b)			Eric Alexander (fa)
2005	Logan Mankins (1) Nick Kaczur (3b) James Sanders (4)			Mike Wright (fa)
2006	Laurence Maroney (1) Stephen Gostkowski (4b)			Pierre Woods (fa)
2007	Brandon Meriweather (1)	Chris Hanson (fa)(NO) Sammy Morris (5)(MIA) Adalius Thomas (6)(BAL)	Randy Moss (1)(tr-OAK) Wes Welker (fa)(tr-MIA)	
2008	Jerod Mayo (1) Terrence Wheatley (2) Jonathan Wilhite (4) Matthew Slater (5)	Sam Aiken (4)(BUF) Dan Connolly (fa)(JAX)		BenJarvus Green-Ellis (fa) Gary Guyton (fa)
2009	Pat Chung (2a) Ron Brace (2b) Darius Butler (2c) Sebastian Vollmer (2d) Rich Ohrmberger (4) Jake Ingram (6a) Myron Pryor (6b) Julian Edelman (7a)	Chris Baker (3)(NYJ) Tully Banta-Cain (7)(SF) Leigh Bodden (fa)(DET) Joey Galloway (1)(TB) Brandon McGowan (fa)(CHI) Rob Ninkovich (fa) Terdell Sands (7) (fa) (OAK) Kendall Simmons (fa) (PITT) Shawn Springs (1)(WAS) Fred Taylor (1)(JAX)	Derrick Burgess (3) (tr-OAK) Bret Lockett (fa) (W-CLE) Michael Matthews (fa) (tr-NYG) RESERVE/INJURED (4) George Bussey Shawn Crable Tyrone McKenzie Chris Taylor RESERVE/P.U.P (1) Mark LeVoir RESERVE/N.F.I. (1) Brandon Tate RESERVE/MILITARY (3)	Brian Hoyer (fa)

NOTE: Team in parenthesis is the player's prior team
 (#) – indicates round drafted
 (fa) – indicates non-drafted free agents

Tyree Barnes (fa)
 Eric Kettani (fa)
 Shun White (fa)



2009 TRANSACTIONS

UPDATED: October 6, 2009

JANUARY, 2009

1/27/2009 Reese, Floyd Hired as Senior Football Advisor

FEBRUARY, 2009

2/3/2009 Boyer, Josh Named Defensive Backs Coach
 2/3/2009 O'Brien, Bill Named Quarterbacks Coach
 2/3/2009 O'Brien, Scott Hired as Special Teams Coach
 2/5/2009 Cassel, Matt Designated Franchise Player
 2/12/2009 Ossenfors, Monti Named National Scout
 2/12/2009 Robinson, Jon Named Director of College Scouting
 2/12/2009 Waldron, Shane Named Tight Ends Coach
 2/17/2009 Washington, Kelley Released
 2/17/2009 Yates, Billy Released
 2/18/2009 Banta-Cain, Tully Signed as Veteran Free Agent (SF)
 2/18/2009 Listorti, Brad Signed as First-Year Free Agent (NYJ)
 2/20/2009 Yates, Billy Re-Signed
 2/25/2009 Licht, Jason Hired as Director of Pro Personnel
 2/25/2009 O'Shea, Chad Hired as Receivers Coach
 2/27/2009 Taylor, Fred Signed as Veteran Free Agent (JAX)
 2/27/2009 Robertson, Darrell Released
 2/28/2009 Cassel, Matt Traded to Kansas City
 2/28/2009 Vrabel, Mike Traded to Kansas City

MARCH, 2009

3/2/2009 Baker, Chris Signed as Veteran Free Agent (NYJ)
 3/2/2009 Hochstein, Russ Re-Signed
 3/5/2009 Alexander, Eric Re-Signed
 3/5/2009 Hanson, Chris Re-Signed
 3/5/2009 Lewis, Greg Acquired Via Trade (PHI)
 3/5/2009 Sanders, James Re-Signed
 3/10/2009 Hodel, Nathan Signed as Veteran Free Agent (ARZ)
 3/11/2009 Boddien, Leigh Signed as Veteran Free Agent (DET)
 3/11/2009 Springs, Shawn Signed as Veteran Free Agent (WAS)
 3/16/2009 Johnson, Al Signed as Veteran Free Agent (MIA)
 3/16/2009 Britt, Wesley Re-Signed
 3/16/2009 Ventrone, Ray Re-Signed
 3/16/2009 Williams, Tank Re-Signed
 3/16/2009 Wright, Mike Re-Signed
 3/19/2009 Galloway, Joey Signed as Veteran Free Agent (TB)
 3/23/2009 Duckett, Damane Signed as Veteran Free Agent (SF)

APRIL, 2009

4/21/2009 Woods, Pierre Re-Signed
 4/23/2009 Smith, Kenny Re-Signed
 4/25/2009 Chung, Patrick Drafted
 4/25/2009 Brace, Ron Drafted
 4/25/2009 Butler, Darius Drafted
 4/25/2009 Vollmer, Sebastian Drafted
 4/26/2009 Tate, Brandon Drafted
 4/26/2009 McKenzie, Tyrone Drafted
 4/26/2009 Ohmberger, Rich Drafted
 4/26/2009 Bussey, George Drafted
 4/26/2009 Ingram, Jake Drafted
 4/26/2009 Pryor, Myron Drafted
 4/26/2009 Edelman, Julian Drafted
 4/26/2009 Richard, Darryl Drafted
 4/26/2009 Hobbs, Ellis Traded to Philadelphia
 4/29/2009 Ruud, Bo Released
 4/30/2009 Smith, Alex Acquired Via Trade (TB)
 4/30/2009 Appleby, Antonio Signed as Rookie Free Agent
 4/30/2009 Hoyer, Brian Signed as Rookie Free Agent
 4/30/2009 Love, Jamar Signed as Rookie Free Agent
 4/30/2009 McClinton, Marcus Signed as Rookie Free Agent
 4/30/2009 Porter, Jermail Signed as Rookie Free Agent

MAY, 2009

5/4/2009 Ciurciu, Vinny Signed as Veteran Free Agent (MIN)
 5/4/2009 Williams, Stephen Signed as Veteran Free Agent (CAR)
 5/4/2009 Cufi, Omar Signed as First-Year Free Agent (TB)
 5/4/2009 Ortiz, Robert Re-Signed as First-Year Free Agent
 5/4/2009 Barnes, Tyree Signed as Rookie Free Agent
 5/4/2009 Kettani, Eric Signed as Rookie Free Agent
 5/4/2009 Perez, Aaron Signed as Rookie Free Agent
 5/4/2009 White, Shun Signed as Rookie Free Agent
 5/5/2009 McGowan, Brandon Signed as Unrestricted Free Agent (CHI)
 5/5/2009 Malone, Tom Released
 5/11/2009 Nunn, Terrence Signed as Rookie Free Agent
 5/26/2009 Duckett, Damane Released
 5/26/2009 Listorti, Brad Released
 5/27/2009 Lenon, Paris Signed as Unrestricted Free Agent (DET)
 5/29/2009 Perez, Aaron Released

JUNE, 2009

6/1/2009 Malone, Tom Re-signed
 6/4/2009 Pass, Patrick Signed as a Veteran Free Agent (NYG)
 6/4/2009 Smith, Kenny Released
 6/4/2009 Craig, Angelo Released
 6/4/2009 Cufi, Omar Released
 6/4/2009 McClinton, Marcus Released
 6/11/2009 Pass, Patrick Released
 6/16/2009 Ohmberger, Rich Signed/Draft Choice
 6/16/2009 Appleby, Antonio Released

JULY, 2009

7/13/2009 Butler, Darius Signed/Draft Choice
 7/16/2009 Richard, Darryl Signed/Draft Choice
 7/23/2009 Brace, Ron Signed/Draft Choice
 7/23/2009 Vollmer, Sebastian Signed/Draft Choice
 7/23/2009 Tate, Brandon Signed/Draft Choice
 7/23/2009 Bussey, George Signed/Draft Choice
 7/23/2009 Pryor, Myron Signed/Draft Choice
 7/23/2009 Edelman, Julian Signed/Draft Choice
 7/23/2009 Ortiz, Robert Released
 7/23/2009 Barnes, Tyree Placed on Reserve/Military
 7/23/2009 Kettani, Eric Placed on Reserve/Military
 7/27/2009 Chung, Pat Signed/Draft Choice
 7/27/2009 Spann, Antwain Released
 7/28/2009 Jones, Herana-Daz Signed
 7/28/2009 Porter, Jermail Released
 7/29/2009 Ingram, Jake Signed/Draft Choice
 7/29/2009 Love, Jamar Released

AUGUST, 2009

8/1/2009 Malone, Tom Released
 8/2/2009 Love, Jamar Signed
 8/2/2009 Ninkovich, Rob Signed
 8/2/2009 Redd, Vince Released
 8/3/2009 Walter, Andrew Signed
 8/3/2009 Gutierrez, Matt Released
 8/6/2009 Burgess, Derrick Acquired Via Trade (OAK)
 8/6/2009 Johnson, Al Released
 8/17/2009 Taylor, Chris Signed
 8/17/2009 Smith, Le Kevin Traded to Denver for undisclosed draft pick
 8/17/2009 White, Shun Placed on Reserve/Military
 8/18/2009 Rogers, Roderick Signed
 8/19/2009 Richardson, Mike Released
 8/23/2009 DeVree, Tyson Released
 8/25/2009 Hochstein, Russ Traded to Denver for undisclosed draft pick
 8/25/2009 McKenzie, Tyrone Signed/Draft Choice
 8/26/2009 Ortiz, Robert Signed
 8/31/2009 Bruschi, Tedy Announced his Retirement
 8/31/2009 Hodel, Nathan Released
 8/31/2009 O'Connell, Kevin Released
 8/31/2009 LeVoi, Mark Placed on Reserve/P.U.P.
 8/31/2009 McKenzie, Tyrone Placed on Reserve/Injured (knee)
 8/31/2009 Tate, Brandon Placed on Reserve/N.F.I.

SEPTEMBER, 2009

9/4/2009 Ciurciu, Vinny Released
 9/4/2009 Ortiz, Robert Released
 9/4/2009 Rogers, Roderick Released
 9/4/2009 Walter, Andrew Released
 9/4/2009 Williams, Stephen Released
 9/4/2009 Yates, Billy Released
 9/5/2009 Adams, Titus Released
 9/5/2009 Britt, Wesley Released
 9/5/2009 Bussey, George Placed on Reserve/Injured (knee)
 9/5/2009 Crable, Shawn Placed on Reserve/Injured (groin)
 9/5/2009 Jones, Herana-Daz Released
 9/5/2009 Lenon, Paris Released
 9/5/2009 Love, Jamar Released
 9/5/2009 Nunn, Terrence Released
 9/5/2009 O'Callaghan, Ryan Released
 9/5/2009 Richard, Darryl Released
 9/5/2009 Smith, Alex Released
 9/5/2009 Taylor, Chris Placed on Reserve/Injured (shoulder)
 9/5/2009 Ventrone, Ray Released
 9/5/2009 Thomas, David Traded to N.O. for an undisclosed draft pick
 9/5/2009 Matthews, Michael Acquired via trade (NY Giants)
 9/6/2009 Seymour, Richard Traded to Oak. for an undisclosed draft pick
 9/6/2009 Simmons, Kendall Signed
 9/7/2009 Adams, Titus Signed to the Practice Squad
 9/7/2009 Brown, Patrick Signed to the Practice Squad
 9/7/2009 Grady, Adrian Signed to the Practice Squad
 9/7/2009 Terrence Nunn Signed to the Practice Squad
 9/7/2009 Darryl Richard Signed to the Practice Squad
 9/7/2009 Stanback, Isaiah Signed to the Practice Squad
 9/7/2009 Willingham, DeAngelo Signed to the Practice Squad
 9/7/2009 Lockett, Bret Claimed off waivers from Cleveland
 9/7/2009 Lewis, Greg Released
 9/8/2009 Agnone, Robbie Signed to the Practice Squad
 9/21/2009 Willingham, DeAngelo Released from the Practice Squad
 9/21/2009 Arrington, Kyle Signed to the Practice Squad
 9/22/2009 Burgess, Prescott Acquired via trade (Baltimore)
 9/22/2009 Wendell, Ryan Released
 9/22/2009 Wendell, Ryan Signed to the Practice Squad
 9/24/2009 Brown, Patrick Released from the Practice Squad
 9/28/2009 Sands, Terdell Signed
 9/28/2009 Burgess, Prescott Released
 9/30/2009 Burgess, Prescott Signed to the Practice Squad
 9/30/2009 Grady, Adrian Released from the Practice Squad



UNOFFICIAL DEPTH CHART

Unofficial depth chart compiled by Patriots media relations, October 6, 2009

OFFENSE

WR: 83 Wes Welker	88 Sam Aiken	18 Matthew Slater
LT: 72 Matt Light	<u>76 Sebastian Vollmer</u>	
LG: 70 Logan Mankins	63 Dan Connolly	
C: 67 Dan Koppen	63 Dan Connolly	
RG: 61 Stephen Neal	<u>60 Rich Ohrnberger</u>	71 Kendall Simmons
RT: 77 Nick Kaczur	<u>76 Sebastian Vollmer</u>	
TE 84 Benjamin Watson	86 Chris Baker	80 Michael Matthews
WR: 81 Randy Moss	13 Joey Galloway	<u>11 Julian Edelman</u>
QB: 12 Tom Brady	<u>8 Brian Hoyer</u>	
RB: 39 Laurence Maroney	34 Sammy Morris	33 Kevin Faulk
RB: 21 Fred Taylor	42 BenJarvus Green-Ellis	

DEFENSE

LE: 94 Ty Warren	<u>91 Myron Pryor</u>		
NT: 75 Vince Wilfork	99 Mike Wright	<u>92 Ron Brace</u>	74 Terdell Sands
RE: 97 Jarvis Green	<u>91 Myron Pryor</u>		
OLB 58 Pierre Woods	95 Tully Banta-Cain	50 Rob Ninkovich	
ILB: 51 Jerod Mayo	52 Eric Alexander		
ILB: 59 Gary Guyton	52 Eric Alexander		
OLB 96 Adalius Thomas	55 Derrick Burgess		
LCB: 29 Shawn Springs	22 Terrence Wheatley	<u>28 Darius Butler</u>	
RCB 23 Leigh Bodden	24 Jonathan Wilhite		
SS: 31 Brandon Meriweather	<u>25 Pat Chung</u>		
FS: 36 James Sanders	30 Brandon McGowan	<u>38 Bret Lockett</u>	

SPECIAL TEAMS

K: 3 Stephen Gostkowski	6 Chris Hanson	
P: 6 Chris Hanson	3 Stephen Gostkowski	
H: 6 Chris Hanson	<u>8 Brian Hoyer</u>	
PR: 83 Wes Welker	33 Kevin Faulk	22 Terrence Wheatley
KR: 18 Matthew Slater	39 Laurence Maroney	<u>28 Darius Butler</u>
LS: <u>47 Jake Ingram</u>		

PRONUNCIATION GUIDE

Leigh Bodden	BOD-in	Dan Koppen	COPE-en
Stephen Gostkowski	gust-OW-ski	Jerod Mayo	je-ROD
Nick Kaczur	KÄ-zur	Adalius Thomas	ah-DAY-lus