





PATRIOTS VS. DOLPHINS

SERIES HISTORY

The New England Patriots and Miami Dolphins will square off for the 86th time in their history in their 43rd year as division foes. New England is 7-3 in its last 10 games against Miami and the Patriots have won seven of their last 10 home games against the Dolphins. New England is 26-16 all-time against the Dolphins in New England (including playoffs), but trails in the overall series, 48-37, including the postseason. The Patriots swept the season series last year for the first time since 2003. Last season, the Patriots collected two wins over the Dolphins by defeating them 49-28 in Miami on Oct. 21 and again on Dec. 23 by a 28-7 score in Foxborough. The Patriots' last regular-season loss was to the Dolphins on Dec. 10, 2006, when Miami claimed a 21-0 shutout win. Since then, the Patriots have won 21 consecutive regular-season games, including seven over AFC East opponents. **A complete listing of the results of the first 85 games between the Patriots and Dolphins can be found on pages 276 and 277 of the 2008 Patriots Media Guide.**



SERIES TRENDS

Miami 48, New England 37

(Including New England 2, Miami 1 in Playoffs)

Record in New England..... 26-16 (Incl. 1-0 in playoffs)

Record in Foxborough24-14 (1-0)

Record in Boston.....2-2

Record in Miami..... 10-32 (Incl. 1-1 in playoffs)

Record at Dolphins / Pro Player / Joe Robbie Stadium.....7-14

Record at Orange Bowl.....3-18 (1-1)

Record in Tampa*.....1-0

Seasonal SweepsPatriots 6, Dolphins 13

Seasonal Splits..... 21 (Most recent 2006)

Bill Belichick vs. Miami..... 9-9 (9-7 with New England)

*-A Miami home game was played in Tampa in 1969

TALE OF THE TAPE

| 2008 Regular Season | New England | Miami |
|----------------------------|--------------|------------|
| Record | 2-0 | 0-2 |
| Divisional Standings | 1st | 4th |
| Total Yards Gained | 598 | 513 |
| Total Offense (Rank) | 299.0 (22) | 256.5 (26) |
| Rush Offense | 115.0 (16) | 60.5 (29) |
| Pass Offense | 184.0 (15) | 196.0 (14) |
| Points Per Game | 18.0 (T-20) | 12.0 (28) |
| Touchdowns Scored | 3 | 3 |
| Third Down Conversion Pct. | 48.1 | 24.0 |
| Total Yards Allowed | 540 | 738 |
| Total Defense (Rank) | 270.0 (9) | 369.0 (26) |
| Rush Defense | 103.0 (T-15) | 96.5 (12) |
| Pass Defense | 167.0 (10) | 272.5 (30) |
| Points Allowed/Game | 10.0 (T-2) | 25.5 (25) |
| Touchdowns Allowed | 2 | 7 |
| Third Down Defense (Pct.) | 50.0 | 46.2 |
| Field Goals Made/Attempted | 5/5 | 1/1 |
| Possession Avg. | 30:42 | 28:33 |
| Sacks Allowed/Yards Lost | 5/25 | 6/38 |
| Sacks Made/Yards | 6/53 | 5/25 |
| Interceptions For/Against | 2/0 | 0/1 |
| Penalties Against/Yards | 5/40 | 10/101 |
| Punts/Avg. | 7/50.3 | 12/39.3 |
| Turnover Differential | Even | Even |

LAST MEETING:

PATRIOTS 28, DOLPHINS 7

December 23, 2007 * Gillette Stadium (Att: 68,756)

| | 1 | 2 | 3 | 4 | Final |
|-----------------------------|---|----|---|---|-------|
| Miami Dolphins | 0 | 0 | 7 | 0 | — 7 |
| New England Patriots | 7 | 21 | 0 | 0 | — 28 |

The 2007 Patriots improved to 15-0 with a 28-7 win over Miami in their regular-season home finale. Tom Brady threw three touchdown passes and totaled 215 yards as the Patriots raced out to a 28-0 first half lead. With the win, New England became the first team in NFL history to begin a season with 15 consecutive victories, topping the previous record of 14 wins set by Miami in 1972. The win gave the Patriots a perfect 6-0 record in the division for the first time in team history and also snapped a three-game losing streak to the Dolphins in the months of December and January. The win gave the Patriots 18 consecutive regular season wins, tying their own NFL record for consecutive regular season wins set during the 2003-04 seasons.

The Patriots opened the scoring on their first possession, taking a 7-0 lead when Brady found Randy Moss for an 11-yard touchdown strike that capped a 10-play, 70-yard drive. New England doubled its lead two possessions later when Brady found Moss in the end zone for a second time with a one-yard touchdown pass. After a strong stand by the Patriots defense, New England went to the ground game as Laurence Maroney broke a career-long 59-yard touchdown run to give the Patriots a 21-0 lead. After a three-and-out by the Patriots defense, Brady orchestrated a six-play, 80-yard drive that ended with a 48-yard touchdown catch by Jabar Gaffney to give New England a 28-0 halftime lead.

The Miami defense began the second half by intercepting Brady on back-to-back possessions, but the Dolphins offense was unable to take advantage of the turnovers. Both teams were held scoreless for most of the second half. Miami prevented a shutout when Cleo Lemon hit Greg Camarillo in the corner of the end zone for a 21-yard touchdown strike in the third quarter. New England held the Dolphins to just nine total yards in the final frame to hold on for the 28-7 win.

PASSING PERFORMANCES

Matt Cassel is scheduled to make his second career start on Sunday against the Dolphins. Cassel has played against the Dolphins in each of his three previous NFL seasons. Cassel saw his first significant NFL action against the Dolphins in the 2005 regular-season finale on Jan. 1, 2006. In that game Cassel posted a 116.2 passer rating and threw his first two career touchdown passes in what was a 28-26 win by the Dolphins.

Chad Pennington is very familiar with the Patriots, as he spent the last eight seasons with the New York Jets. In his eight previous starts against New England (including one playoff game), Pennington is 2-6.

Matt Cassel vs. Miami (0-0 as starter)

| Date | A | C | Yd | % | TD | I | Rating | W/L | Score |
|---------------|-----------|-----------|------------|-------------|----------|----------|-------------|---------------|-------|
| 01/01/06 | 20 | 11 | 168 | .550 | 2 | 0 | 116.2 | Did Not Start | |
| 12/10/06 | 3 | 2 | 12 | .667 | 0 | 0 | 74.3 | Did Not Start | |
| 10/21/07 | 2 | 0 | 0 | .000 | 0 | 1 | 0.0 | Did Not Start | |
| Totals | 25 | 13 | 180 | .520 | 2 | 1 | 85.4 | | |

Chad Pennington vs. Patriots (2-6 as starter)

| Date | A | C | Yd | % | TD | I | Rating | W/L | Score |
|---------------|------------|------------|-------------|-------------|-----------|-----------|-------------|---------------|-------|
| 09/15/02 | 10 | 3 | 39 | .300 | 0 | 0 | 43.3 | Did Not Start | |
| 12/22/02 | 33 | 23 | 285 | .697 | 3 | 0 | 126.5 | W | 30-17 |
| 12/20/03 | 43 | 24 | 229 | .558 | 0 | 5 | 31.2 | L | 16-21 |
| 10/24/04 | 30 | 19 | 162 | .622 | 0 | 0 | 77.4 | L | 7-13 |
| 12/26/04 | 36 | 22 | 252 | .611 | 1 | 2 | 68.3 | L | 7-23 |
| 09/17/06 | 37 | 22 | 306 | .595 | 2 | 1 | 92.8 | L | 17-24 |
| 11/12/06 | 33 | 22 | 168 | .667 | 1 | 1 | 76.3 | W | 17-14 |
| 01/07/07* | 40 | 23 | 300 | .575 | 1 | 1 | 79.2 | L | 16-37 |
| 09/09/07 | 21 | 16 | 167 | .762 | 2 | 0 | 130.5 | L | 14-38 |
| 12/16/07 | 38 | 25 | 184 | .658 | 0 | 0 | 77.1 | Did Not Start | |
| Totals | 321 | 199 | 2092 | .620 | 10 | 10 | 78.3 | 2-6 | |

*-Playoffs



PATRIOTS VS. DOLPHINS

CONNECTIONS

- Dolphins executive vice president-football operations **Bill Parcells** served as the Patriots head coach from 1993-1996. He compiled a 32-32 record with the team. In 1996 he led the Patriots to an AFC East title and a berth into Super Bowl XXI. He also served as the Patriots linebackers coach in 1980.
- Patriots linebacker **Tedy Bruschi** is the only player remaining on the Patriots' roster from Parcells' tenure as New England head coach. Bruschi was a rookie in Parcells' final season with the Patriots in 1996.
- Patriots head coach **Bill Belichick** and Dolphins executive vice president-football operations **Bill Parcells** coached together for 15 seasons with the Giants, Patriots and Jets. The pair went to three Super Bowls together.
- Dolphins head coach **Tony Sparano** was born in West Haven, Conn. and was a four-year letterman at center at the University of New Haven. He started his career coaching at New Haven, before spending six seasons at Boston University, and then five more as the head coach at New Haven.
- Patriots special assistant-secondary coach **Dom Capers** was on the Miami Dolphins coaching staff the past two seasons. In 2006, Capers served as the special assistant to the head coach under head coach Nick Saban. In 2007, Capers served as defensive coordinator under head coach Cam Cameron.
- Patriots wide receiver **Randy Moss** paired up with Dolphins quarterback **Chad Pennington** to set an NCAA season record for touchdowns (24) at Marshall University in 1997. Patriots punter **Chris Hanson** was also on the squad.
- Dolphins wide receivers coach **Karl Dorrell** was the head coach at UCLA during Patriots wide receiver **Matthew Slater's** four years as a Bruin.
- Patriots wide receiver **Wes Welker** signed with the Dolphins in 2004 after being waived by the San Diego Chargers. In 2004, Welker became the first player in NFL history to return a punt, return a kick, kick a field goal, kick an extra point and kick off in the same game when he did so against New England. On March 5, 2007, he was acquired by the Patriots from the Dolphins in exchange for draft picks in the second and seventh rounds of the 2007 NFL Draft.
- Dolphins offensive coordinator **Dan Henning** served as Boston College's head coach from 1994-96.
- Patriots linebacker **Shawn Crable** and Dolphins quarterback **Chad Henne** and tackle **Jake Long** are all rookies from the University of Michigan.
- Dolphins offensive line coach **Mike Maser** held the same position at Boston College from 1981-93.
- Dolphins Outside Linebackers coach **Jim Reid** served as Boston College's defensive coordinator in 1994.
- Patriots linebacker **Larry Izzo** originally signed with the Dolphins as a rookie free agent following the 1996 NFL Draft and played for Miami from 1996-2000. Izzo earned Pro Bowl honors with Miami in 2000.
- Patriots fullback **Heath Evans** played in the first six games of the 2005 season for the Dolphins and earned two starts. The Patriots signed him on Nov. 1, 2005. Evans is a native of West Palm Beach, Fla.
- Patriots guard **Billy Yates** was originally signed by the Dolphins as a rookie free agent in 2003. He was waived by Miami on Sept. 5, 2004 and signed to the Patriots practice squad on Sept. 11, 2004.
- Patriots special assistant-secondary coach **Dom Capers**, while the Houston Texans head coach, drafted Dolphins linebacker **Charlie Anderson** in the sixth round (200 selection) of the 2004 draft. Anderson played under Capers in Houston from 2004-05.
- Patriots wide receiver **Jabar Gaffney** and safety **Lewis Sanders** were teammates with Dolphins linebacker **Charlie Anderson** on the Houston Texans in 2005.

CONNECTIONS (Cont.)

- Patriots cornerback **Ellis Hobbs** is the nephew of former Dolphins defensive lineman **William Gaines**. Gaines played for the Dolphins in 1994 and also played for the Washington Redskins.
- Patriots wide receiver **Kelley Washington** played at the University of Tennessee in 2001 with Dolphins cornerback **Jason Allen**.
- Patriots linebacker **Mike Vrabel** and Dolphins linebacker **Joey Porter** were teammates with the Pittsburgh Steelers from 1999-2000.
- Dolphins quarterback **Chad Pennington** and Patriots running back **LaMont Jordan** were teammates with the New York Jets from 2001-04.
- Patriots defensive lineman **Vince Wilfork** was a teammate of Dolphins tackle **Vernon Carey** at the University of Miami from 2002-03.
- Patriots tackle **Wesley Britt** and Dolphins guards **Evan Mathis** and **Justin Smiley** were teammates at the University of Alabama from 2001-03.
- Patriots wide receiver **Jabar Gaffney** is from Jacksonville, Fla. and attended the University of Florida.
- Patriots defensive back **Brandon Meriweather**, a Florida native, is an alumnus of the University of Miami and attended Apopka High School in Apopka, Fla. (near Orlando).
- Dolphins Director of College Scouting **Chris Grier's** first NFL position was as an intern for the Patriots in 1994. He spent five seasons working in the personnel department before joining Miami in 2000. Grier was a two-year letterman at the University of Massachusetts-Amherst. He is the son of Bobby Grier, the former Vice President of Player Personnel for New England.
- Patriots tackle **Matt Light** and Dolphins linebacker **Akin Ayodele** were teammates at the University of Purdue from 1999-2000.
- Dolphins wide receiver **Brandon London** attended the University of Massachusetts.

THIS WEEK IN PATRIOTS HISTORY

September 15-21

September 16, 1960: DB Chuck Shonta recovered a fumble on the final play of the game and ran for a touchdown to give the Patriots their first victory with a 28-24 advantage over the N.Y. Titans at the Polo Grounds in New York.

September 16, 1962: Opened the season at Harvard Stadium and beat the Houston Oilers 34-21. The Patriots played the remainder of their games at Boston University Field.

September 23, 1970: Official groundbreaking ceremonies begin for the construction of the Patriots new stadium in Foxboro, Mass. The stadium opened nearly one year later.

September 21, 1986: QB Tony Eason throws for a then team-record 414 yards. The Patriots lose to Seattle, 38-31, in the game played in Foxboro. Eason was 26-of-45 with three touchdowns and no interceptions.

September 21, 1997: For third time in team history, and first since 1974, the Patriots started the 1997 season 4-0 with a 31-3 victory over the Chicago Bears.

September 22, 2002: Wide receiver Troy Brown established a single-game franchise record with 16 catches vs. Kansas City.

September 19, 2005: Forbes Magazine names the Patriots "The Best Team in Sports" and Robert Kraft appears on the cover of the issue.



LAST WEEK: PATRIOTS 19, JETS 10

PATRIOTS 19, JETS 10

September 14, 2008 ★ Giants Stadium (Att: 78,554)

| | 1 | 2 | 3 | 4 | Final |
|-----------------------------|---|---|----|---|-------|
| New England Patriots | 3 | 3 | 10 | 3 | — 19 |
| New York Jets | 0 | 3 | 0 | 7 | — 10 |

The Patriots began the season with a 2-0 record for the third straight season and won their 21st consecutive regular-season game, a 19-10 road divisional victory over the New York Jets. Matt Cassel, in his first career start at quarterback, completed nearly 70 percent of his passes, while Stephen Gostkowski hit all four of his field goal attempts to help the Patriots to victory. New England's defense allowed just 10 points for the second straight week, and a key interception by Brandon Meriweather in the third quarter set up a New England touchdown that gave the Patriots a solid lead.

TWENTY-ONE IN A ROW

The Patriots won their 21st consecutive regular-season game, improving on their all-time NFL record for consecutive regular season wins. The Patriots have not lost in the regular season since Dec. 20, 2006, when they fell to the Dolphins in Miami. Since then, they won the final three games of the 2006 regular season, won all 16 games in the 2007 regular season and have won the first two games of the 2008 campaign. New England also holds the second longest regular-season winning streak in NFL history, claiming victory in 18 straight regular season games from Oct. 5, 2003 to Oct. 24, 2004. The 1933-34 Chicago Bears rank third with 17 straight wins.

CASSEL WINS FIRST CAREER START

Matt Cassel made his first career start at quarterback and completed 16-of-23 passes (69.6 percent) for 165 yards and a passer rating of 89.9 in helping the Patriots to a 19-10 divisional win on the road. Through two games this season, Cassel has completed 29-of-41 passes for 317 yards and a touchdown with no interceptions, totaling a 101.4 passer rating, as New England has started the season with a 2-0 record for the third straight year and for the fifth time in the nine seasons since Bill Belichick became head coach in 2000.

DEFENSE: 20 POINTS THROUGH TWO GAMES

The Patriots allowed the Jets to score 10 points and allowed a total of just 20 points through two games (Kansas City also scored 10 points in a 17-10 Patriots win on Sept. 7). The 20 points allowed through the season's first two games is the lowest total by a Patriots team since Bill Belichick became head coach in 2000. The last time the Patriots allowed a total of 20 points or fewer in the season's first two games was in 1997, when New England allowed a total of 13 points, beginning the season with a 41-7 win over San Diego at Foxboro Stadium and following that up with a 31-6 win at Indianapolis.

GOSTKOWSKI TIES CAREER HIGH

Stephen Gostkowski nailed all four of his field goals – from 21, 37, 28 and 27 yards – improving to a perfect 5-for-5 on the season. He tied his career high for field goals in a game, matching his 4-for-4 performance against Houston as a rookie on Dec. 17, 2006. Gostkowski has hit 12 straight regular-season field goals dating back to last season, and has nailed 25 of his last 27 regular season boots (92.6 percent). Following his four kicks against the Jets, Gostkowski has hit 55-of-65 field goals in his regular season and playoff career, and his 84.6 percent career accuracy rate is the highest in Patriots history. The Patriots selected Gostkowski in the fourth round (118th overall) of the 2006 NFL Draft out of Memphis. Additionally, Gostkowski booted five kickoffs out of the end zone for touchbacks.

MERIWEATHER'S FIRST CAREER INTERCEPTION SETS UP TOUCHDOWN

Brandon Meriweather recorded his first career interception, picking off a Brett Favre pass at the Jets' 44-yard line in the third quarter and returning it 13 yards to give the Patriots possession at the New York 31-yard line. The play set up a 6-play, 31-yard dive that ended in a 1-yard scoring plunge by Sammy Morris that gave the Patriots a 13-3 lead. Meriweather was selected by the Patriots in the first round (24th overall) of the 2007 NFL Draft out of Miami.

MORRIS SCORES

Sammy Morris gave the Patriots a 13-3 third-quarter lead with a 1-yard touchdown rush, diving into the end zone. The touchdown run was Morris's second in as many weeks. He also scored on a 5-yard touchdown run in the Patriots' season-opening win over Kansas City on Sept. 7. The touchdown was Morris's 19th career rushing touchdown and his 20th career overall touchdown (one receiving).

RED ZONE STOP

The Patriots held the Jets to a field goal after New York had gained a first-and-goal from the Patriots' 3-yard line in the second quarter. On first down, Tedy Bruschi and James Sanders stuffed Thomas Jones for a 1-yard gain. On second down, Rodney Harrison snared Jones for just a 1-yard advance. And on third-and-goal from the 1-yard line, Richard Seymour stuffed Jones in the backfield for a 2-yard loss to force a New York field goal and keep the Patriots ahead, 6-3.

SERIES STREAKS

- With their win over the Jets, the Patriots took the lead in the all-time series against New York, 49-48-1 (including a 2-0 playoff record). The last time the Patriots were above .500 in their all-time series with New York was in entering the 1967 season, when they led 7-6-1.
- The Patriots defeated the Jets for the eighth consecutive time on the road. The streak dates back to a 17-16 win at Giants Stadium on Dec. 2, 2001.
- The Patriots have now held the Jets to 17 points or fewer in 10 of their last 11 meetings.

QUICK HITS

- Matt Cassel completed his first four passes of the day for 61 yards. His longest and final completion in the string was a 26-yard completion to Wes Welker that drove the Patriots to the Jets' 5-yard line, setting up a 21-yard Stephen Gostkowski field goal and a 3-0 Patriots lead.
- Matt Cassel found Kevin Faulk for a 22-yard gain on third-and-10 to extend a Patriots touchdown drive in the third quarter.
- Kevin Faulk made a heads-up play in the second quarter when he snared a deflected Matt Cassel pass for a 9-yard gain on third-and-four to extend a Patriots field goal drive.
- Richard Seymour sacked Brett Favre for a loss of nine yards in the second quarter.
- Adalius Thomas sacked Brett Favre for a loss of 20 yards in the fourth quarter, dragging Favre down at the Jets' own seven yard line.
- Jerod Mayo buried Thomas Jones in the backfield for a 3-yard loss on second down in the second quarter, forcing New York into a third-and-18 that it did not convert.
- Deltha O'Neal started for the Patriots at left cornerback, recording his first start in a New England uniform. O'Neal was signed by the Patriots as a free agent on Sept. 1.
- Stephen Gostkowski booted five kickoffs out of the end zone for touchbacks.



WEEK 1: PATRIOTS 17, CHIEFS 10

PATRIOTS 17, CHIEFS 10

September 7, 2008 ★ Gillette Stadium (Att: 68,756)

| | 1 | 2 | 3 | 4 | Final |
|-----------------------------|---|---|---|---|-------|
| Kansas City Chiefs | 0 | 3 | 0 | 7 | — 10 |
| New England Patriots | 0 | 7 | 7 | 3 | — 17 |

The Patriots won their 20th consecutive regular-season game, a 17-10 victory over Kansas City to open the 2008 season. Randy Moss had six catches for 116 yards and a touchdown, while the Patriots totaled 126 rushing yards on 28 carries (4.5 avg.) and quarterback Matt Cassel completed 13-of-18 passes (72.2 percent) and threw for a touchdown in relief of an injured Tom Brady.

After losing starting quarterback Tom Brady for the season due to a left knee injury in the scoreless first quarter, the Patriots got on the board as quarterback Matt Cassel directed a 10-play, 98-yard drive that ended in a 10-yard touchdown pass to Randy Moss and a 7-0 Patriots lead. The Chiefs closed the gap to 7-3 with a field goal in the final minute of the first half, but the Patriots used their only possession of the third quarter to march 80 yards on 11 plays and extend their lead to 14-3 on a 5-yard touchdown run by Sammy Morris. The Chiefs answered back with a touchdown to open the fourth quarter, cutting the New England lead to 14-10. After two three-and-outs by the Patriots and one by the Chiefs, Ellis Hobbs intercepted a Damon Huard pass and gave the Patriots possession near midfield, setting up a field goal that extended New England's lead to 17-10 with 2:26 left in the game. The Chiefs mounted one last charge, gaining a first-and-goal from the Patriots' 5-yard line with 53 seconds left, but the Patriots defense bore down with a key red zone stop to keep Kansas City out of the end zone and preserve the 17-10 victory.

RED ZONE STOP IN FINAL MINUTE

The Patriots defense clinched the 17-10 win by keeping Kansas City out of the end zone after the Chiefs had gained a first-and-goal from the 5-yard line with 53 seconds left in the game. The Patriots did not allow the Chiefs to even gain a yard. The Patriots forced an incompletion on first down, Richard Seymour and Mike Vrabel combined to stop Larry Johnson for no gain on second down, and then New England forced two straight Kansas City incompletions on third and fourth downs.

CASSEL LEADS 98-YARD DRIVE

In his first drive at quarterback in the first quarter, Matt Cassel directed a 10-play, 98-yard drive that ended in a 10-yard scoring strike to Randy Moss and a 7-0 Patriots lead. The drive was the longest for the Patriots since Sept. 23, 2007, when they also embarked on a 10-play, 98-yard drive against Buffalo at Gillette Stadium.

MOSS SCORES 126th CAREER TOUCHDOWN

Randy Moss caught a 10-yard touchdown pass from Matt Cassel in the second quarter, recording his 126th career overall touchdown and his 125th career receiving touchdown. His 126 total touchdowns (125 receiving, 1 via punt return) tying him with Jim Brown (106 rushing, 20 receiving) for eighth on the NFL's all-time touchdowns list. LaDainian Tomlinson ranks seventh with 129 total touchdowns. Moss's 125 receiving touchdowns rank fourth on the league's all-time list.

MOSS BREAKS 100-YARD MARK IN 1ST QUARTER

Randy Moss had 101 yards on four receptions in the first quarter, marking the third time in his career that he has broken the 100-yard receiving mark in the first quarter. The last time he achieved the feat was on Oct. 3, 1999, while playing for Minnesota in a game against Tampa Bay. Last season, Moss had 100 or more receiving yards in a quarter on one occasion—in the second quarter at Miami on Oct. 21, 2007, when he had 104 yards on three receptions.

MOSS TOPS 100 YARDS FOR 56th TIME

Randy Moss recorded his 56th career 100-yard receiving game today. That total ranks third in NFL history, trailing only Jerry Rice (76) and Marvin Harrison (59). Last season, Moss had nine 100-yard receiving games and broke the mark in each of the first four games in 2007.

PATRIOTS DEBUTS

Nine players made their Patriots debuts against the Chiefs: LB Gary Guyton, T Mark LeVoi, RB LaMont Jordan, LB Jerod Mayo, CB Deltha O'Neal, CB Lewis Sanders, WR Matthew Slater, CB Terrence Wheatley and CB Jonathan Wilhite.

HOBBS INTERCEPTION

Ellis Hobbs intercepted a Damon Huard pass at the Kansas City 41-yard line with 7:21 remaining in the game and the Patriots holding a 14-10 lead. Hobbs pounced on the pass intended for Dwayne Bowe and returned the ball to the 38-yard line. The interception was the seventh of Hobbs's regular-season career. He also has two career postseason interceptions. Including the 2007 playoffs, Hobbs has four interceptions in his last five games—he had one in the 2007 regular season finale and added two in three playoff games last season before opening the 2008 regular season with a pick.

MORRIS SCORES

Sammy Morris gave the Patriots a 14-3 lead on a 5-yard scoring run with 3:01 left in the third quarter. The touchdown was the 19th of Morris's career (18 rushing, one receiving). Last season, Morris played in six games with two starts and totaled 384 yards on 85 rushes (4.5 avg.) before being placed on injured reserve with a chest injury on Nov. 2, 2007.

CASSEL-TO-MOSS

Matt Cassel's 51-yard completion to Randy Moss on the final play of the first quarter was the longest completion of his career, topping his 36-yard completion to Andre Davis in the 2005 regular-season finale against Miami on Jan. 1, 2006.

BIG BOOT FOR HANSON

Chris Hanson's 70-yard punt in the second quarter was the longest punt by a Patriot since 2001 and was his longest boot since 2005. The play pinned the Chiefs at their own 9-yard line following no return. The last time a Patriots player had a punt of 70 yards or longer was on Sept. 9, 2001, when Lee Johnson had a 76-yard boot in the season opener at Cincinnati.

BRUSCHI ENTERS 13th SEASON

Tedy Bruschi played in his 177th game as a Patriot and is in his 13th season with New England since being selected in the third round of the 1996 NFL Draft. Bruschi's 13 seasons as a Patriot tie Raymond Clayborn, John Hannah, Stanley Morgan and Mose Tatum for sixth on the team's all-time list. Bruschi's 177 games played rank eighth on the club's all-time list.

QUICK HITS

- The Chiefs game was the 152nd straight home sellout for the Patriots. The streak is now in its 15th season and includes every Patriots preseason, regular-season and playoff game since the 1994 regular-season opener.
- The Patriots won their fifth straight regular season opener, and won their first game of the season for the sixth time in the last seven years.



ROBERT KRAFT NEWS & NOTES

Since Robert Kraft purchased the team in 1994, the Patriots have experienced one of the most dramatic turnarounds in the history of sports. In 14 seasons of ownership, Kraft has transformed one of the league's least successful clubs into what many observers view as a model NFL franchise. In the five seasons immediately preceding his purchase (1989-93), the Patriots were a moribund team, winning just 19 of 80 games (.311 pct.) and recording the worst record in the NFL over that span. When he bought the franchise on Jan. 21, 1994, Kraft announced his intention to bring a championship to New England, a tall order considering the team's previous success rate. But under Kraft's leadership, the Patriots have won eight division titles, five conference crowns and three Super Bowl championships. The Patriots have made five Super Bowl appearances since Kraft purchased the team, a period during which no other NFL franchise has earned more than two Super Bowl berths.



| | Pre-Kraft | | Kraft Era |
|---------------------|-----------|---------|-----------|
| | 1960-93 | 1989-93 | 1994-08 |
| Overall Record | 225-276-9 | 19-61 | 164-86 |
| Winning Pct. | .450 | .311 | .656 |
| Super Bowl Titles | 0 | 0 | 3 |
| Conference Titles | 1 | 0 | 5 |
| Division Titles | 3 | 0 | 8 |
| Playoff Seasons | 5 | 0 | 10 |
| Playoff Record | 4-6 | -- | 17-7 |
| Home Playoff Games | 1 | 0 | 11 |
| Home Playoff Record | 0-1 | -- | 11-0 |

A CHAMPIONSHIP TRADITION

The Patriots and the San Antonio Spurs are the only teams from North America's four major professional sports leagues to have won three titles since 2001. Since 1994, the Patriots trail only the New York Yankees and San Antonio Spurs in having won three titles in the period since Robert Kraft purchased the team.

MULTIPLE LEAGUE CHAMPIONSHIPS SINCE 2001

| Team | League | Titles |
|----------------------|--------|--------|
| New England Patriots | NFL | 3 |
| San Antonio Spurs | NBA | 3 |
| Boston Red Sox | MLB | 2 |
| Los Angeles Lakers | NBA | 2 |

LEAGUE CHAMPIONSHIPS SINCE 1994

| Team | League | Titles |
|----------------------|--------|--------|
| New York Yankees | MLB | 4 |
| San Antonio Spurs | NBA | 4 |
| New England Patriots | NFL | 3 |
| Los Angeles Lakers | NBA | 3 |
| Chicago Bulls | NBA | 3 |
| Detroit Red Wings | NHL | 3 |
| New Jersey Devils | NHL | 3 |

CHAMPIONSHIP GAME/SERIES APPEARANCES SINCE 1994

| Team | League | Appearances |
|----------------------|--------|-------------|
| New York Yankees | MLB | 6 |
| New England Patriots | NFL | 5 |
| Los Angeles Lakers | NBA | 5 |
| San Antonio Spurs | NBA | 4 |
| Detroit Red Wings | NHL | 4 |
| New Jersey Devils | NHL | 4 |

SELLOUT STREAK

In the early 1990s, the Patriots seemed destined for relocation until Robert Kraft's purchase of the team rejuvenated local interest. In 1991, the season ticket base was just 17,635, barely enough to support the club. Now, the season-ticket base stands at a capped total of 61,759 and more than 50,000 fans are on a waiting list. The Patriots have sold out 152 consecutive home games (dating back to the 1994 regular-season opener).

SUCCESS STORY

Since Robert Kraft purchased the team in 1994, the Patriots have been one of the NFL's elite franchises. Over the first 14-plus years of Kraft's ownership, the Patriots own the NFL's highest win total, the league's highest winning percentage and have won more Super Bowl titles, more conference championships and more playoff games than any other NFL team.

SINCE ROBERT KRAFT PURCHASED THE TEAM IN 1994...

TOTAL VICTORIES SINCE 1994 (Incl. Postseason)

| | |
|-----------------------------|------------|
| New England Patriots | 164 |
| Green Bay Packers | 156 |
| Pittsburgh Steelers | 153 |
| Denver Broncos | 147 |
| Indianapolis Colts | 144 |
| Philadelphia Eagles | 134 |

WINNING PERCENTAGE SINCE 1994 (Incl. Postseason)

| Team | W | L | T | Pct. |
|-----------------------------|------------|-----------|----------|-------------|
| New England Patriots | 164 | 86 | 0 | .656 |
| Green Bay Packers | 156 | 90 | 0 | .634 |
| Pittsburgh Steelers | 153 | 92 | 1 | .624 |
| Denver Broncos | 147 | 92 | 0 | .615 |
| Indianapolis Colts | 144 | 100 | 0 | .590 |
| Philadelphia Eagles | 134 | 108 | 1 | .553 |
| Kansas City Chiefs | 124 | 107 | 0 | .537 |
| Minnesota Vikings | 127 | 110 | 0 | .536 |
| Dallas Cowboys | 127 | 111 | 0 | .534 |
| Jacksonville Jaguars | 118 | 103 | 0 | .534 |

SUPER BOWL CHAMPIONSHIPS SINCE 1994

| | |
|-----------------------------|----------|
| New England Patriots | 3 |
| Denver Broncos | 2 |
| 9 Teams | 1 |

CONFERENCE CHAMPIONSHIPS SINCE 1994

| | |
|-----------------------------|----------|
| New England Patriots | 5 |
| Denver Broncos | 2 |
| Green Bay Packers | 2 |
| Pittsburgh Steelers | 2 |
| St. Louis Rams | 2 |
| 15 Teams | 1 |

PLAYOFF VICTORIES SINCE 1994

| | |
|-----------------------------|-----------|
| New England Patriots | 17 |
| Pittsburgh Steelers | 12 |
| Green Bay Packers | 11 |
| Indianapolis Colts | 9 |
| Philadelphia Eagles | 9 |

PLAYOFF GAMES PLAYED SINCE 1994

| | |
|-----------------------------|-----------|
| New England Patriots | 24 |
| Green Bay Packers | 20 |
| Pittsburgh Steelers | 20 |
| Indianapolis Colts | 18 |
| Philadelphia Eagles | 17 |
| Denver Broncos | 13 |
| San Francisco 49ers | 13 |

PLAYOFF SEASONS SINCE 1994

| | |
|-----------------------------|-----------|
| New England Patriots | 10 |
| Green Bay Packers | 10 |
| Indianapolis Colts | 10 |
| Dallas Cowboys | 8 |
| Pittsburgh Steelers | 8 |
| Philadelphia Eagles | 8 |

PLAYOFF WINNING PERCENTAGE SINCE 1994

| Team | W | L | Pct. |
|-----------------------------|-----------|----------|-------------|
| New England Patriots | 17 | 7 | .708 |
| Carolina Panthers | 6 | 3 | .667 |
| Baltimore Ravens | 5 | 3 | .625 |
| Denver Broncos | 8 | 5 | .615 |
| Pittsburgh Steelers | 12 | 8 | .600 |

SINCE ROBERT KRAFT PURCHASED THE TEAM IN 1994...

SINCE ROBERT KRAFT PURCHASED THE TEAM IN 1994...



BILL BELICHICK NEWS & NOTES

THE HEAD COACH

Overall Record: 144-85 (.629)
Regular Season: 129-81 (.614)
Postseason: 15-4 (.789)
With Patriots overall: 107-40 (.728)
Overall since 2001: 102-29 (.779)
Super Bowl Titles: 5 (86, 90, 01, 03, 04)
Conf. Titles: 7 (86, 90, 96, 01, 03, 04, 07)
Division Titles: 13 (75, 78, 86, 89, 90, 96, 98, 01, 03, 04, 05, 06, 07)



Bill Belichick is the only head coach in NFL history to win three Super Bowl titles in a four-year span. In the 2007 season, Belichick led the Patriots to the fourth undefeated and untied regular season in the NFL's 88-year history and the first since the NFL established a 16-game schedule in 1978. He has led the Patriots to the Super Bowl four times in the last seven seasons and has produced five straight AFC East titles and six division championships in the last seven seasons. Belichick's Patriots teams own the all-time NFL records for consecutive total victories (21 from 2003-04), consecutive regular-season victories (21 from 2006-08) and consecutive playoff victories (10 from 2001-05). Belichick owns the second best postseason record in NFL history (15-4) and is the winningest NFL head coach since 2001 (102-29). From 2003-04, he directed the Patriots to back-to-back Super Bowl titles while posting consecutive 17-win campaigns. Belichick has spent more seasons in the league than any other current NFL head coach, and in that time has been a part of five Super Bowl championship teams. His overall record of 107-40 with the Patriots gives him the most victories and the best winning percentage of any head coach in franchise history.

ELITE COMPANY

Bill Belichick is one of nine NFL head coaches to win three or more championships since the league began postseason play in 1933. With the Patriots' victory in Super Bowl XXXIX, Belichick joined an exclusive club in which each of the eight other members has been enshrined in the Pro Football Hall of Fame.

HEAD COACHES WITH THREE OR MORE NFL TITLES

(Listed alphabetically)

| Head Coach | Championship Team(s) |
|-----------------------|--------------------------------|
| Bill Belichick | New England Patriots |
| Paul Brown | Cleveland Browns |
| Weeb Ewbank | Baltimore Colts, New York Jets |
| Joe Gibbs | Washington Redskins |
| George Halas | Chicago Bears |
| Earl (Curly) Lambeau | Green Bay Packers |
| Vince Lombardi | Green Bay Packers |
| Chuck Noll | Pittsburgh Steelers |
| Bill Walsh | San Francisco 49ers |

BELICHICK'S PATRIOTS RENAISSANCE

Any successful project requires a sound plan, and once head coach Bill Belichick implemented his design on the Patriots, his approach has given him the best record of any NFL head coach who has coached at least 30 games since 2001.

NFL COACHES' RECORDS SINCE 2001

| Coach | Team | W | L | T | Pct. |
|-----------------------|-----------|------------|-----------|----------|-------------|
| Bill Belichick | NE | 102 | 29 | 0 | .779 |
| Tony Dungy | TB/IND | 90 | 37 | 0 | .709 |
| Mike McCarthy | GB | 24 | 12 | 0 | .667 |
| Bill Cowher | PIT | 70 | 35 | 1 | .665 |
| Andy Reid | PHI | 80 | 46 | 0 | .635 |
| Mike Martz | STL | 46 | 29 | 0 | .613 |
| Mike Shanahan | DEN | 69 | 49 | 0 | .585 |
| Mike Sherman | GB | 50 | 36 | 0 | .581 |
| Mike Holmgren | SEA | 71 | 52 | 0 | .577 |
| Marty Schottenheimer | WAS/SD | 55 | 43 | 0 | .561 |
| Lovie Smith | CHI | 39 | 31 | 0 | .557 |
| John Fox | CAR | 58 | 47 | 0 | .552 |

NOTE: Records include playoff games and includes all coaches who have coached at least 30 games since 2001 * -Not Including MNF (9/15/08)

AMONG THE GREATS

Coach Belichick has recorded a career winning percentage of .6288 as a head coach, placing him third in NFL history among all NFL coaches with at least 140 career victories. Belichick trails only George Halas (.671) and Don Shula (.665) on that list. Among coaches who began their head coaching careers after the 1970 AFL-NFL merger, Belichick is the winningest in league history among coaches with at least 140 career wins.

TOP WINNING PERCENTAGE AMONG HEAD COACHES WITH AT LEAST 140 WINS (INCL. POSTSEASON)

| Head Coach | Team(s) | Years | W | L | T | Pct. |
|-----------------------|---------------|---------------------------|------------|-----------|----------|--------------|
| George Halas | CHI | 1920-29,33-41,46-55,58-67 | 324 | 151 | 31 | .671 |
| Don Shula | BAL/MIA | 1963-95 | 347 | 173 | 6 | .665 |
| Bill Belichick | CLV/NE | 1991-95,00-08 | 144 | 85 | 0 | .6288 |
| Joe Gibbs | WAS | 1981-92,04-07 | 171 | 101 | 0 | .6287 |
| Curly Lambeau | GB/CHC/WAS | 1921-53 | 229 | 134 | 22 | .623 |

NOTE: Winning percentage calculated using current NFL rules, counting a tie as a half-win, half-loss.

SUPER SUCCESS

Bill Belichick is one of just four head coaches to win three championships since the Super Bowl Era began following the 1966 season. Belichick is the only coach to win three Super Bowls in the post-1993 salary cap era.

MOST SUPER BOWL VICTORIES

| Head Coach | Team | Titles | Seasons |
|-----------------------|-----------|----------|-------------------------|
| Chuck Noll | PIT | 4 | 1974, 1975, 1978, 1979 |
| Bill Belichick | NE | 3 | 2001, 2003, 2004 |
| Joe Gibbs | WAS | 3 | 1982, 1987, 1991 |
| Bill Walsh | SF | 3 | 1981, 1984, 1988 |

NOTE: Sorted by most recent championship. Super Bowls have determined NFL champion since 1966.

PLAYOFF SUCCESS

Coach Belichick has won 15 career playoff games, a total that is the fifth-highest by a head coach in NFL history.

MOST PLAYOFF WINS BY AN NFL HEAD COACH

| Coach | Team(s) | Wins |
|-----------------------|---|-----------|
| Tom Landry | Dallas Cowboys | 20 |
| Don Shula | Baltimore Colts, Miami Dolphins | 19 |
| Joe Gibbs | Washington Redskins | 17 |
| Chuck Noll | Pittsburgh Steelers | 16 |
| Bill Belichick | Cleveland Browns, New England Patriots | 15 |

POSTSEASON PROWESS

Bill Belichick is the second winningest head coach in NFL playoff history, trailing only the legendary Vince Lombardi, whose name is emblazoned on the Super Bowl trophy.

BEST POSTSEASON RECORDS IN NFL HISTORY

| Head Coach | Team(s) | W | L | Pct. |
|-----------------------|---------------|-----------|----------|-------------|
| Vince Lombardi | GB/WAS | 9 | 1 | .900 |
| Bill Belichick | CLE/NE | 15 | 4 | .789 |
| Joe Gibbs | WAS | 17 | 7 | .709 |

HUNDRED WIN CLUB

Bill Belichick has won 106 overall games since becoming Patriots head coach in 2000. He is one of three current head coaches who have won 100 or more games with their current team.

HEAD COACHES WITH 100 WINS WITH CURRENT TEAM

| Coach | Team | Yrs | Seasons | Wins |
|-----------------------|-----------|----------|----------------|------------|
| Mike Shanahan | DEN | 14 | 1995-2008 | 133 |
| Jeff Fisher | HOU/TEN | 15 | 1994-2008 | 122 |
| Bill Belichick | NE | 9 | 2000-08 | 107 |

NOTE: Includes Playoff Games

TOPS IN TEAM HISTORY

Bill Belichick is the most successful head coach in Patriots history. He has recorded more wins (107) and a higher winning percentage (.728) than any of the 13 previous head coaches.

WINNINGEST HEAD COACHES IN PATRIOTS HISTORY

| Coach | Years | Career Winning Pct. | Overall W-L-T | Playoff W-L |
|-----------------------|----------------|---------------------|-----------------|-------------|
| Bill Belichick | 2000-08 | .728 | 107-40-0 | 14-3 |
| Raymond Berry | 1984-89 | .554 | 51-41-0 | 3-2 |
| Pete Carroll | 1997-99 | .549 | 28-23-0 | 1-2 |
| Ron Meyer | 1982-84 | .529 | 18-16-0 | 0-1 |



COACH BELICHICK ON...

Coach Belichick on Wesley Britt, Aug. 12

Wes came to us a couple of years ago and we put him on the practice squad. He has developed a lot and is one of the hardest working guys on the team. He has a big frame, like you would like a tackle to have. He has improved a lot since he has been here, like a lot of our young offensive linemen do. He is one of many who has been on the practice squad and eventually worked his way on to the roster and then worked his way into the lineup for some playing time. He has done nothing but improve since he has been here. His hard work, determination and ability to take coaching have enabled him to do that.

Coach Belichick on Matt Cassel, Sept. 8

We have a lot of confidence in Matt. Matt's grown up through the system. He has expanded his knowledge of the offense as the offense has expanded through the years. He ran it a lot in preseason this year, in training camp and some of the time that Tom [Brady] missed. I think that he is capable of handling himself in a lot of different situations because he has been through them. It is not just chalk talk but it's actually going out there and doing it on the field and doing it in practice situations. I think he showed that [against Kansas City] – that he could go out there, manage the game and manage the team.

Coach Belichick on Jabar Gaffney, Sept. 3

I think he is appreciated around here by the coaching staff, the offensive coaches, the players and the quarterback. He is a very versatile player. He does a lot of different things for us. I don't think there is any way for someone outside this organization to understand how versatile a player he is and how much he patches together, in one way or another, on different plays and formations. He is smart, versatile and a good receiver that has been effective in a lot of different situations - man, zone, red area, third down. He has a good skill set and is a very flexible player that helps our offense in many different ways - some subtle and some not so subtle. He is one of the bonding agents that holds things together.

Coach Belichick on Rodney Harrison, July 31

He brings a level of play and intensity out there to the practice field that is good for everybody. It is good for the defense, offense and for the entire football team. Nobody practices harder than Rodney. I don't think, in my career, I have ever coached a player that practices any harder than Rodney practices on a daily basis. He has a tremendous work ethic and is as good as anybody I have been around, especially on the defensive side of the ball. That carries over to other players and forces them to rise up to his level. It is good to have him back out there.

Coach Belichick on Russ Hochstein, Aug. 4

I don't know where we would be without [Russ's versatility]. Russ is one of the most solid and consistent players we have on our team. He is really the same guy everyday, whether it be practice, games, preseason or postseason, the first quarter, or the fourth quarter – it doesn't matter. He is a very consistent and dependable guy.

Coach Belichick on LaMont Jordan, Aug. 12

Every player has their own set of skills. I think LaMont has a good set. He is a powerful guy, has some quickness and catches the ball well. He has good speed, he is not a track guy, but he has competitive speed, good quickness and can get through the hole. He breaks tackles. He has some things going for him.

Coach Belichick on Jerod Mayo, Aug. 12

Jerod [Mayo] is a smart kid and has worked hard. From day one when we drafted him to rookie minicamp and spring camp he has done a good job. He is a very mature kid and a hard worker. Football is important to him and he spends a lot of time on it. He makes a lot of rookie mistakes but he learns from them and doesn't repeat many of them.

Coach Belichick on Brandon Meriweather, July 31

I thought he made a lot of improvement last season during the course of the year and in training camp. He had a good off-season and a good spring. He is having a good training camp. I think he is much better now than where he was last year at this time. He continues to improve on a regular basis. He works hard and takes coaching well.

Coach Belichick on Lewis Sanders, Aug. 4

Lewis is working hard. He is another guy that has had a lot of different responsibilities for us in the kicking game, playing both corner and safety defensively. He's got good experience in a couple different systems so I don't think anything he is doing here is anything that new. It is just a question on some new terminology or adapting it to a different situation but he is an experienced guy and he keeps showing up. He shows up with a play or two everyday and he is a hard working guy.

Coach Belichick on Richard Seymour, Aug. 13

I think Richard has [tipped as many passes and disrupted the quarterback] as well as anybody. Year in and year out, he has tipped more balls than anybody around here and more than anyone I have coached. He is tall and has long arms. He is athletic, can jump and has a good sense of timing of when to try and get in the throwing lane, when to keep rushing the quarterback and attack the blocker. He is probably as good as you are going to get at that.

Coach Belichick on Adalius Thomas, Aug. 13

Adalius is a smart guy who works hard. He has played in multiple positions in our defense. He has a lot of experience from doing different things. I think he has really become one of the leaders on defense, not that he wasn't last year but more so going into his second year. Going into his second year he knows more of what he is doing as opposed to feeling like 'I have to learn this and learn that.' I am not saying he doesn't have anything to learn; we all have more to learn. He is a lot further ahead than he was last year. He really stepped up and gave a lot of leadership and good work ethic to the entire unit. He has done well and we are glad to have him.

Coach Belichick on David Thomas, Aug. 19

The bad news for David [Thomas] was '07. The good news was he really got off to a good start in '08. Kind of getting off to a good start, he's been able to maintain that momentum and the start there in the spring has carried over in the training camp and the preseason ... David works hard. He works hard at everything. He's a very competitive kid. He's smart. He knows how to use his strengths, leverage and position to his advantage. He competes hard. He has good playing strength and good quickness. He has done a good job with that.

Coach Belichick on Ray Ventrone, Aug. 7

Ray is a very competitive guy and a tough kid. He plays in all three phases, offense, defense and special teams. He works hard, tough kid and he's a pretty good football player. He's got a good set of skills, has some quickness, speed, he's tough, he's a smart player who is instinctive and he's shown up positively for us in a number of different roles and in different games. It's a real credit to him, his work ethic, his toughness.

Coach Belichick on Pierre Woods, July 27

Pierre [Woods] is one of our hardest workers and one of our most diligent players. He works hard at his job and tries to do everything right, just the way you want it.



PATRIOTS NEWS & NOTES

PATRIOTS WINNING STREAKS

The Patriots have won 21 consecutive regular-season games dating back to a 40-7 win over the Houston Texans at Gillette Stadium on Dec. 17, 2006. New England's 21-game regular-season winning streak is the longest in NFL history, eclipsing the Patriots' 18 consecutive regular-season wins from Oct. 5, 2003 to Oct. 24, 2004.

NFL'S LONGEST REGULAR-SEASON WIN STREAKS

| Team | Years | Streak |
|-----------------------------|-------------------|-----------|
| New England Patriots | 2006-Pres. | 21 |
| New England Patriots | 2003-04 | 18 |
| Chicago Bears | 1933-34 | 17 |
| Pittsburgh Steelers | 2004-05 | 16 |
| Miami Dolphins | 1983-84 | 16 |
| Miami Dolphins | 1971-73 | 16 |
| Chicago Bears | 1941-42 | 16 |

LONGEST PATRIOTS REGULAR-SEASON WIN STREAKS

| Streak | First Win | Final Win |
|-----------|-----------------|------------------------|
| 21 | 12/17/06 | (Active Streak) |
| 18 | 10/05/03 | 10/24/04 |
| 9 | 11/25/01 | 09/22/02 |
| 8 | 11/03/94 | 09/03/95 |

*-NFL Record

DOMINATING DEFENSE

Since the beginning of the 2003 season, the Patriots have allowed an average of 16.97 points per game (including playoffs), a mark that leads the NFL over that span. In regular-season play only, the Patriots' 16.67 points per game allowed since 2003 also leads the NFL over that span. In 2007, the Patriots allowed 274 points, marking the fourth time in the last five seasons (since 2003) that New England has allowed fewer than 275 points in a season.

FEWEST PPG ALLOWED 2003-PRESENT

| Team | 2003-07 TOTALS | | | R. Season 03-07 | | | Playoffs 03-07 | | |
|-----------|----------------|-------------|--------------|-----------------|-------------|--------------|----------------|------------|--------------|
| | GP | Pts | PPG | GP | Pts | PPG | GP | Pts | PPG |
| NE | 96 | 1629 | 16.97 | 82 | 1367 | 16.67 | 14 | 262 | 18.71 |
| BAL | 83 | 1478 | 17.81 | 81 | 1443 | 17.81 | 2 | 35 | 17.50 |
| PIT | 89 | 1594 | 17.91 | 82 | 1443 | 17.60 | 7 | 151 | 21.57 |
| TB | 84 | 1539 | 18.32 | 82 | 1498 | 18.27 | 2 | 41 | 20.50 |
| JAX | 85 | 1583 | 18.62 | 82 | 1495 | 18.23 | 3 | 88 | 29.33 |
| CHI | 86 | 1611 | 18.73 | 82 | 1515 | 18.48 | 4 | 96 | 24.00 |
| CAR | 89 | 1718 | 19.30 | 82 | 1595 | 19.45 | 7 | 123 | 17.57 |

ANNUAL ACHIEVEMENTS

The Patriots are the only team in the NFL to have recorded nine or more wins in each of the last seven seasons.

MOST SEASONS OF 9+ WINS SINCE 2001

| | | | |
|--------------------------|----------|-----------------|---|
| New England | 7 | Green Bay..... | 5 |
| Indianapolis..... | 6 | Pittsburgh..... | 5 |
| Philadelphia..... | 5 | Denver..... | 5 |
| Seattle..... | 5 | Dallas..... | 4 |

SNAPSHOTS OF SUCCESS

The Patriots are in the midst of one of the most prosperous periods for any team in NFL history. The recent run of success began with a 29-26 overtime victory against the San Diego Chargers on Oct. 14, 2001, sparking a streak of 101 wins in the Patriots' last 127 games, including the playoffs.

PATRIOTS SUCCESS STREAKS (Including Postseason)

- 20 wins in last 21 games, dating to Sept. 9, 2007 (20-1, .952)
- 25 wins in last 27 games, dating to Dec. 17, 2006 (25-2, .926)
- 34 wins in last 40 games, dating to Sept. 10, 2006 (34-6, .850)
- 41 wins in last 50 games, dating to Nov. 13, 2005 (41-9, .820)
- 56 wins in last 70 games, dating to Nov. 7, 2004 (56-14, .800)
- 77 wins in last 92 games, dating to Oct. 5, 2003 (77-15, .837)
- 85 wins in last 105 games, dating to Nov. 3, 2002 (85-20, .810)
- 97 wins in last 121 games, dating to Nov. 25, 2001 (97-24, .802)
- 101 wins in last 127 games, dating to Oct. 14, 2001 (101-26, .795)

CAPTAINS ELECTED

The following players were elected as Patriots captains by their teammates during the week leading into the season opener—Offense: QB Tom Brady, T Matt Light, WR Randy Moss; Defense: LB Tedy Bruschi, S Rodney Harrison, LB Mike Vrabel, NT Vince Wilfork; Special Teams: LB Larry Izzo.

TITLE TOWN

The Patriots have won five straight AFC East titles, setting the all-time record for consecutive titles in that division. New England's five straight AFC East crowns tops the four straight division titles by the Buffalo Bills from 1988-91 and by the Miami Dolphins on two occasions. The Patriots have won six of the last seven division crowns. The Patriots have won eight division titles in the 14 seasons since Robert Kraft bought the team in 1994.

MOST CONSECUTIVE AFC EAST TITLES

| Team | Streak | Years |
|-----------------------------------|----------------|----------------|
| New England Patriots | 5 | 2003-07 |
| Buffalo Bills..... | 4 | 1988-91 |
| Miami Dolphins | 4 | 1981, 1983-85* |
| Miami Dolphins | 4 | 1971-74 |

*-Due to 1982 strike, the NFL played just a 9-game season and the standings were not divided into divisions that season.

CURRENT STREAKS OF CONSECUTIVE DIVISION TITLES

| | |
|-----------------------------------|----------|
| New England Patriots | 5 |
| Indianapolis Colts..... | 5 |
| Seattle Seahawks..... | 4 |

MOST CONSECUTIVE DIVISION TITLES/NFL HISTORY

| Team | Division | Titles | Years |
|-----------------------------|------------------------|----------|----------------|
| Los Angeles Rams | NFC West | 7 | 1973-79 |
| Pittsburgh Steelers | AFC Central | 6 | 1974-79 |
| Minnesota Vikings | NFC Central | 6 | 1973-78 |
| Dallas Cowboys | NFL Capitol/NFC East | 6 | 1966-71 |
| Cleveland Browns | American/Eastern Conf. | 6 | 1950-55 |
| New England Patriots | AFC East | 5 | 2003-07 |
| Indianapolis Colts | AFC South | 5 | 2003-07 |
| Dallas Cowboys | NFC East | 5 | 1992-96 |
| San Francisco 49ers | NFC West | 5 | 1986-90 |
| Chicago Bears | NFC Central | 5 | 1984-88 |
| Oakland Raiders | AFC West | 5 | 1972-76 |

DIVISIONAL DOMINANCE

The New England Patriots own a 36-9 (.800) record in regular season AFC East games since the beginning of the 2001 season, compiling the best intra-division record of any team in the NFL over the last seven-plus seasons.

NFL'S TOP DIVISIONAL RECORDS SINCE 2001

| Team | W | L | T | Pct. |
|-----------------------------|-----------|----------|----------|-------------|
| New England Patriots | 36 | 9 | 0 | .800 |
| Pittsburgh Steelers | 34 | 13 | 0 | .723 |
| Indianapolis Colts | 31 | 13 | 0 | .705 |
| Green Bay Packers | 32 | 14 | 0 | .696 |
| Philadelphia Eagles | 29 | 16 | 0 | .644 |
| Seattle Seahawks | 29 | 16 | 0 | .644 |
| Denver Broncos | 28 | 18 | 0 | .609 |
| New York Giants | 25 | 20 | 0 | .556 |
| Chicago Bears | 24 | 20 | 0 | .545 |
| St. Louis Rams | 24 | 20 | 0 | .545 |
| Kansas City Chiefs | 24 | 21 | 0 | .533 |
| Minnesota Vikings | 24 | 21 | 0 | .533 |
| Baltimore Ravens | 25 | 22 | 0 | .532 |
| Tennessee Titans | 25 | 22 | 0 | .532 |

*-Not Including MNF (9/15/08)

AFC EAST DIVISIONAL RECORDS SINCE 2001

| Team | W | L | T | Pct. | Div. Titles | Years |
|--------------------|-----------|----------|----------|-------------|-------------|----------------------|
| New England | 36 | 9 | 0 | .800 | 5 | 2001, 2003-06 |
| New York Jets | 22 | 24 | 0 | .478 | 1 | 2002 |
| Buffalo | 17 | 27 | 0 | .386 | 0 | --- |
| Miami | 16 | 29 | 0 | .356 | 0 | --- |

NOTES: The Indianapolis Colts were members of the AFC East in 2001 and compiled a 3-5 divisional record that season. In 2002, the Patriots and Jets both finished with a 9-7 overall record and a 4-2 divisional record, but the Jets claimed the division title by virtue of having a better record against common opponents.



PATRIOTS NEWS & NOTES

MOSS AMONG ALL-TIME LEADERS

Randy Moss is among the NFL's all-time leaders in two major receiving categories – career touchdown receptions and receiving yards per game. In his 10-plus seasons, Moss has caught 125 touchdown passes and is one of just four receivers in NFL history to break the 125-touchdown mark. Additionally, Moss has averaged 79.0 receiving yards per game during his career, a mark that ranks third all-time.

NFL ALL-TIME LEADERS / RECEIVING TOUCHDOWNS

| Player | Years | Team(s) | TDs |
|-------------------|------------------|-------------------|------------|
| Jerry Rice | 1985-2004 | SF/OAK/SEA | 197 |
| Cris Carter | 1987-2002 | PHI/MIN/MIA | 130 |
| Terrell Owens | 1996-2008 | SF/PHI/DAL | 130* |
| Randy Moss | 1998-2008 | MIN/OAK/NE | 125 |
| Marvin Harrison | 1996-2008 | IND | 123 |
| Tim Brown | 1988-2004 | LA(A)/OAK/TB | 100 |
| Steve Largent | 1976-1989 | SEA | 100 |

*-Not Including MNF (9/15/08)

NFL ALL-TIME LEADERS / RECEIVING YARDS PER GAME (Minimum 100 Games Played)

| Player | Years | Team(s) | Gms | Yds | Yd/G |
|-------------------|------------------|-------------------|------------|---------------|-------------|
| Torry Holt | 1999-2008 | STL | 144 | 11,949 | 83.0 |
| Marvin Harrison | 1996-2008 | IND | 177 | 14,036 | 79.3 |
| Randy Moss | 1998-2008 | MIN/OAK/NE | 156 | 12,331 | 79.0 |
| Chad Johnson | 2001-2008 | CIN | 110 | 8,424 | 76.6 |

NFL ALL-TIME LEADERS / 100-YARD RECEIVING GAMES

| Player | Team(s) | Years | Gms |
|-------------------|-------------------|------------------|-----------|
| Jerry Rice | SF/OAK/SEA | 1985-2004 | 76 |
| Marvin Harrison | IND | 1996-2007 | 59 |
| Randy Moss | MIN/OAK/NE | 1998-2007 | 56 |
| Don Maynard | NYG/NYJ/STL | 1958, 60-73 | 50 |

MOSS: ALL-TIME LEADER IN RECEPTIONS PER TD

Over his 10-year NFL career, Randy Moss has averaged one touchdown for every 6.26 receptions, a total that is the best in NFL history among any receiver with at least 500 receptions. Moss has caught 125 touchdowns out of 782 career receptions.

ALL-TIME NFL LEADERS / RECEPTIONS PER TOUCHDOWN (Minimum 500 career receptions)

| Player | Team(s) | Years | Rec | TD | Rec/TD |
|-------------------|-------------------|------------------|------------|------------|-------------|
| Randy Moss | MIN/OAK/NE | 1998-2008 | 782 | 125 | 6.26 |
| Lance Alworth | SD/DAL | 1962-1972 | 542 | 85 | 6.38 |
| Terrell Owens | SF/PHI/DAL | 1996-2008 | 887 | 130 | 6.82* |
| Nat Moore | MIA | 1974-1986 | 510 | 74 | 6.89 |
| Mark Clayton | MIA/GB | 1983-1993 | 582 | 84 | 6.93 |
| Don Maynard | NYG/NYJ/STL | 1958,60-73 | 633 | 88 | 7.19 |
| Harold Carmichael | PHI/DAL | 1971-1984 | 590 | 79 | 7.47 |

*-Not Including MNF (9/15/08)

VRABEL=VERSATILITY

In proving to be one of the NFL's most versatile players, linebacker MIKE VRABEL has made important contributions for the Patriots on offense and defense. He led the Patriots and with 12.5 sacks in 2007, and also scored two touchdowns for the Patriots in 2007 – on a 1-yard reception against Cincinnati on Monday Night Football on Oct. 1 and on a two-yard catch against Washington on Oct. 28. Vrabel has recorded 10 career receptions, all resulting in touchdowns.

MIKE VRABEL'S CAREER TOUCHDOWNS

| Date | Opponent | Scoring Play | Yds |
|----------|----------------|---------------------|-----|
| 09/29/02 | at San Diego | Reception | 1 |
| 02/01/04 | * Carolina | Reception | 1 |
| 11/07/04 | at St. Louis | Reception | 2 |
| 01/02/05 | San Francisco | Reception | 1 |
| 02/06/05 | ^ Philadelphia | Reception | 2 |
| 09/18/05 | at Carolina | Interception Return | 24 |
| 11/20/05 | New Orleans | Reception | 1 |
| 12/26/05 | at N.Y. Jets | Reception | 1 |
| 12/26/05 | at N.Y. Jets | Reception | 2 |
| 10/01/07 | at Cincinnati | Reception | 1 |
| 10/28/07 | Washington | Reception | 2 |

*-Super Bowl XXXVIII ^-Super Bowl XXXIX

CASSEL OFF TO SOLID START

MATT CASSEL won his first career start on the road against the New York Jets on Sept. 14, a week after playing the final three-plus quarters of the Patriots' season-opening win over Kansas City on Sept. 7. Through two games, Cassel has directed five scoring drives of 10 plays or more, tying Eli Manning of the New York Giants for the NFL lead in that category. Additionally, Cassel has completed 70.7 percent of his passes, a completion rate that ranks fifth in the NFL.

2008 NFL LEADERS/SCORING DRIVES OF 10+ PLAYS


| Player | Team | 10+Play | | |
|--------------------|-----------|----------------|----------|----------|
| | | Scoring Drives | FG | TD |
| Matt Cassel | NE | 5 | 3 | 2 |
| Eli Manning | NYG | 5 | 3 | 2 |
| Kurt Warner | ARZ | 4 | 3 | 1 |
| Jake Delhomme | CAR | 4 | 3 | 1 |
| Derek Anderson | CLV | 4 | 3 | 1 |
| Jay Cutler | DEN | 4 | 4 | 0 |
| J.T. O'Sullivan | SF | 4 | 0 | 4 |

2008 NFL COMPLETION PERCENTAGE LEADERS

| Player | Team | Att | Cmp | Pct |
|--------------------|-----------|-----------|-----------|-------------|
| Ben Roethlisberger | PIT | 33 | 25 | 75.8 |
| Matt Schaub | HST | 33 | 25 | 75.8 |
| Tony Romo | DAL | 62 | 45 | 72.6 |
| Trent Edwards | BUF | 55 | 39 | 70.9 |
| Matt Cassel | NE | 41 | 29 | 70.7 |
| Kurt Warner | ARZ | 54 | 38 | 70.4 |
| Jay Cutler | DEN | 74 | 52 | 70.3 |

CHARTER MEMBER OF 30/30 CLUB

RODNEY HARRISON is the only player in NFL history to record at least 30 sacks and at least 30 interceptions in his career. He has 30.5 career sacks and 33 career interceptions over 14 seasons with the San Diego Chargers (1994-2002) and New England Patriots (2003-07). Harrison established the 30/30 club on Oct. 21, 2007, when a sack against the Miami Dolphins raised his career sack total to 30.5. Harrison is the NFL's all-time leader in sacks by a defensive back, dating back to when sacks became an official NFL statistic in 1982.



Harrison established the 30/30 club on Oct. 21, 2007, when a sack against the Miami Dolphins raised his career sack total to 30.5. Harrison is the NFL's all-time leader in sacks by a defensive back, dating back to when sacks became an official NFL statistic in 1982.

NFL ALL-TIME LEADERS: SACKS BY A DEFENSIVE BACK

| Player | Pos. | Team(s) | Years | Sacks | INT |
|------------------------|----------|--------------|----------------|-------------|-----------|
| Rodney Harrison | S | SD/NE | 1994-08 | 30.5 | 33 |
| Carnell Lake | S | PIT/JAX/BAL | 1989-2001 | 25.0 | 16 |
| Ronde Barber | CB | TB | 1997-2008 | 21.0 | 33 |

PLAYERS WITH 20 CAREER SACKS / 20 CAREER INTs

| Player | Pos. | Team(s) | Years | Sacks | INT |
|------------------------|----------|--------------------|----------------|-------------|-----------|
| Rodney Harrison | S | SD/NE | 1994-08 | 30.5 | 33 |
| Seth Joyner | LB | PHI/ARZ/GB/DEN | 1986-1998 | 51.5 | 24 |
| Wilber Marshall | LB | CHI/WAS/HOU/AZ/NYJ | 1984-1995 | 45.0 | 23 |
| William Thomas | LB | PHI/OAK | 1991-2001 | 37.0 | 27 |
| Ray Lewis | LB | BAL | 1996-2008 | 30.0 | 25 |
| Donnie Edwards | LB | KC/SD | 1996-2008 | 23.5 | 28 |
| LeRoy Butler | S | GB | 1990-2001 | 20.5 | 38 |
| Ronde Barber | CB | TB | 1997-2008 | 21.0 | 33 |

BRUSCHI LEADING TACKLER

Defensive co-captain TEDY BRUSCHI led the Patriots for the second straight year with 99 tackles (69 solo) in 2007. Last season, he paced the club with 124 stops, marking the first time in his 12-year career that he led the Patriots in tackles. Since the beginning of the 2003 season, Bruschi has recorded a team-high 560 tackles and totaled 120 or more tackles three times in the four seasons leading into 2007.





PATRIOTS NEWS & NOTES

FAULK: FRANCHISE RB RECEPTIONS LEADER

KEVIN FAULK is the Patriots' all-time leader in receptions by a running back, totaling 327 career receptions. His receiving total ranks sixth on the Patriots' overall receptions list. Faulk needs three more receptions to pass Terry Glenn and move into fifth place on the Patriots' all-time receptions list. Faulk's 47 receptions in 2007 ranked third on the team and were his highest season reception total since catching 48 passes in 2003.

RECEPTIONS BY PATRIOTS RUNNING BACKS

| Player | Years | Rec. |
|--------------------|------------------|------------|
| Kevin Faulk | 1999-2008 | 327 |
| Tony Collins | 1981-1987 | 261 |
| Sam Cunningham | 1973-79,1981-82 | 210 |
| Larry Garron | 1960-68 | 185 |

PATRIOTS ALL-TIME CAREER RECEPTIONS LIST

| Rk | Player | Pos. | Years | Rec. |
|----------|--------------------|-----------|------------------|------------|
| 1 | Troy Brown | WR | 1993-2007 | 557 |
| 2 | Stanley Morgan | WR | 1977-1989 | 534 |
| 3 | Ben Coates | TE | 1991-1999 | 490 |
| 4 | Irving Fryar | WR | 1984-1992 | 363 |
| 5 | Terry Glenn | WR | 1996-2001 | 329 |
| 6 | Kevin Faulk | RB | 1999-2008 | 327 |
| 7 | Gino Cappelletti | WR | 1960-1970 | 292 |
| 8 | Jim Colclough | WR | 1960-1968 | 283 |

FAULK: TOP RETURN MAN

KEVIN FAULK is the top return specialist in Patriots history. Faulk leads the franchise with 4,741 overall return yards, and is the club's all-time leading kickoff returner with 3,918 career yards.

PATRIOTS ALL-TIME LEADING RETURNERS

| Player | Years | Overall | | Punt Returns | | Kick Ret. | | | |
|--------------------|----------------|--------------|----------|--------------|------------|-----------|------------|--------------|----------|
| | | Yards | TD | PR | Yds | TD | KR | Yds | TD |
| Kevin Faulk | 1999-08 | 4,741 | 2 | 84 | 823 | 0 | 171 | 3,918 | 2 |
| Troy Brown | 1993-07 | 4,475 | 3 | 252 | 2,625 | 3 | 87 | 1,862 | 0 |
| Dave Meggett | 1995-97 | 3,999 | 1 | 142 | 1,438 | 1 | 105 | 2,561 | 0 |
| Carl Garrett | 1969-72 | 2,738 | 0 | 43 | 487 | 0 | 92 | 2,251 | 0 |

O.T. IS THE PLACE TO BE

The Patriots have won eight consecutive overtime games and own the longest overtime winning streak in NFL history, including playoff games.

MOST CONSECUTIVE OVERTIME VICTORIES

| Wins | Team | Dates |
|-----------|--------------------|---------------------|
| 8* | New England | 2000-present |
| 7 | Denver | 1978-1985 |
| 6 | Washington | 1976-1987 |
| 6 | Pittsburgh | 1994-1997 |

*-Includes one playoff game

WORKING OVERTIME

The Patriots have won their last eight overtime games (including the playoffs). New England's eight-game overtime winning streak is the longest in NFL history. New England has not lost in overtime since Buffalo won 16-13 at Foxboro Stadium on Nov. 5, 2000. Since that time, the Patriots have won eight straight, including five games in which they scored on their first possession of overtime.

NEW ENGLAND'S OVERTIME STREAK

| DATE | OPP | PLAY | DRIVE INFO | FINAL SCORE |
|----------|-----------|----------|-----------------------|-------------|
| 11/23/03 | at HST | 28-yd FG | 9 plays, 76 yds; 3:39 | 23-20 |
| 10/19/03 | at MIA | 82-yd TD | 1-82; 0:12 | 19-13 |
| 12/29/02 | vs. MIA+ | 35-yd FG | 7-43; 2:03 | 27-24 |
| 09/22/02 | vs. KC+ | 35-yd FG | 9-53; 4:40 | 41-38 |
| 01/19/02 | vs. OAK+* | 23-yd FG | 15-61; 8:29 | 16-13 |
| 12/16/01 | at BUF+ | 23-yd FG | 8-75; 3:18 | 12-9 |
| 10/14/01 | vs. SD+ | 44-yd FG | 6-51; 2:59 | 29-26 |
| 12/17/00 | at BUF | 24-yd FG | 14-83; 5:56 | 13-10 |
| 11/05/00 | vs. BUF | 32-yd FG | 6-52-2:50 | L, 13-16 |

*playoffs +NE scored on its first possession in overtime

DOMINATING DEFENSE

The Patriots defense has allowed just 20 total points through two games this season, recording the lowest points allowed total for the franchise through two games since 1997, and the fourth-lowest total through a season's first two games in the franchise's 49-year history. The Patriots set a team record in 1986, allowing a total of just nine points through two games. This season, the Patriots' total of 10.0 points per game is tied with Baltimore for second in the AFC behind Tennessee (8.5).

FRANCHISE HISTORY/FEWEST POINTS ALLOWED THROUGH TWO GAMES

| Season | Gm1 | Gm2 | PA through 2 gms |
|-------------|--------------------|---------------------|------------------|
| 1986 | 33-3 vs IND | 20-6 at NYJ | 9 |
| 1997 | 41-7 vs SD | 31-6 at IND | 13 |
| 1979 | 13-16 vs PIT | 56-3 vs NYJ | 19 |
| 2008 | 17-10 vs KC | 19-10 at NYJ | 20 |
| 1978 | 14-16 vs WAS | 16-6 at STL | 22 |

TOUGH AT HOME

The Patriots own an overall record of 47-9 (.839) at Gillette Stadium. Since their state-of-the-art facility opened at the beginning of the 2002 season, the Patriots own the NFL's best record at home.

BEST HOME RECORDS SINCE 2002

| Team | W | L | T | Pct | PF | PA |
|--------------------|-----------|----------|----------|-------------|-------------|------------|
| New England | 47 | 9 | 0 | .839 | 1382 | 854 |
| Indianapolis | 42 | 13 | 0 | .764 | 1544 | 1027 |
| Seattle | 40 | 14 | 0 | .741 | 1401 | 993 |
| Pittsburgh | 37 | 15 | 1 | .708 | 1359 | 1010 |
| Denver | 36 | 15 | 0 | .706 | 1252 | 983 |
| Baltimore | 35 | 16 | 0 | .686 | 1166 | 866 |
| Philadelphia | 37 | 19 | 0 | .661 | 1294 | 990 |
| Kansas City | 33 | 17 | 0 | .660 | 1383 | 1009 |
| San Diego | 34 | 18 | 0 | .654 | 1385 | 1065 |
| Jacksonville | 30 | 19 | 0 | .612 | 1080 | 786 |
| Green Bay | 33 | 21 | 0 | .611 | 1296 | 1043 |

NOTE: Records include regular-season and playoff games

HOMELAND DEFENSE

Since Gillette Stadium opened in 2002, the Patriots have had the NFL's best defense at home. New England has allowed an average of just 15.25 points per game, a figure that leads the league since 2002.

FEWEST POINTS PER GAME ALLOWED AT HOME SINCE GILLETTE STADIUM OPENED IN 2002

| Team | Stadium | GP | Pts | Pts/Gm |
|--------------------|------------------------------|-----------|------------|--------------|
| New England | Gillette Stadium | 56 | 854 | 15.25 |
| Jacksonville | Jacksonville Municipal Stad. | 49 | 786 | 16.04 |
| Tampa Bay | Raymond James Stadium | 52 | 856 | 16.46 |
| Baltimore | M&T Bank Stadium | 51 | 866 | 16.98 |
| Philadelphia | Vets Stad/Lincoln Fin. Field | 56 | 990 | 17.68 |
| N.Y. Jets | Giants Stadium | 50 | 909 | 18.18 |

NOTE: Records include regular-season and playoff games

LINEBACKERS ARE SACK LEADERS

MIKE VRABEL and ADALIUS THOMAS are among the top five active linebackers in terms of total career sacks. Vrabel ranks fourth with 53.0 sacks, while Thomas ranks fifth with 47.0 career sacks. This season, Vrabel and Thomas are tied for the team lead with two sacks each through two games.

ACTIVE LINEBACKERS SACKS LEADERS

| Player | Team(s) | Seasons | GP | Sacks |
|-----------------------|---------------|-----------|------------|-------------|
| Willie McGinest | NE/CLV | 15 | 200 | 85.0 |
| Greg Ellis | DAL | 11 | 148 | 69.0 |
| Joey Porter | PIT/MIA | 10 | 140 | 66.5 |
| Mike Vrabel | PIT/NE | 12 | 162 | 53.0 |
| Adalius Thomas | BAL/NE | 9 | 114 | 47.0 |
| Julian Peterson | SF/SEA | 9 | 113 | 42.0 |



INSIDE THE NUMBERS

MILESTONES APPROACHING

1

The number of touchdown receptions Randy Moss needs to become the ninth player in franchise history to total at least 25 touchdown receptions in a Patriots uniform.

1

The number of games played Matt Light needs to reach 100 for his career. Light enters this week's game with 99 career regular season games under his belt.

1

The number of games played LaMont Jordan needs to reach 100 for his career. Jordan enters this week's game with 99 career regular season games under his belt.

2

The number of games played Richard Seymour needs to reach 100 for his career. Seymour enters this week's game with 98 career regular season games under his belt.

3

The number of receptions Kevin Faulk needs to pass Terry Glenn for fifth place on the Patriots' all-time receiving list. Faulk enters this week's contest with 327 career catches. Glenn ranks fifth on the team's all-time list with 329 receptions.

4

The number of sacks Mike Vrabel needs to reach 50 sacks in his Patriots career, becoming the sixth player in team history to total 50 sacks in a Patriots uniform. Vrabel enters this week's game with 46.0 sacks since joining the Patriots in 2001.

6

The number of victories Patriots head coach Bill Belichick needs to reach 150 total wins for his career. Belichick enters this week's game with 144 career wins (129 regular season, 15 playoffs). There are 16 coaches in NFL history who have reached the 150-win mark.

6

The number of touchdown receptions Randy Moss needs to pass Cris Carter for third place on the NFL's all-time touchdown receptions list. Moss enters this week's game with 125 career touchdown catches, while Carter had 130 career scoring grabs.

7

The number of points Stephen Gostkowski needs to pass Tony Collins for ninth place on the Patriots' all-time scoring list. Gostkowski enters this week's game placing 10th on the Patriots' scoring charts with 258 points. Collins, a running back for the team from 1981-87, ranks ninth with 264 points.

94

The number of rushing yards Sammy Morris needs to top 2,000 rushing yards for his career. Morris enters this week's game with 1,906 career rushing yards.

391

The number of receiving yards Randy Moss needs to pass Art Monk for 12th place on the NFL's all-time receiving yardage list. Moss enters this week's game ranked 13th in league history with 12,331 career receiving yards. Monk ranks 12th with 12,721 career receiving yards.

THE BELICHICK ERA

.728

Coach Belichick's overall winning percentage since becoming head coach of the Patriots in 2000, totaling 107 wins and 40 losses.

15

The number of playoff wins in Bill Belichick's coaching career, the fifth-highest career total for any coach in league history.

.789

Bill Belichick's career playoff winning percentage (15-4), second in NFL history to Vince Lombardi (9-1, .900).

DIVISIONAL SUCCESS

5

The number of consecutive AFC East titles the Patriots have won (2003, 2004, 2005, 2006, 2007).

0

The number of AFC East teams besides the Patriots that have won as many as five consecutive division titles since the founding of the AFL in 1960.

5

The number of division title streaks in NFL history longer than the Patriots. None have occurred since the 1970s.

7

The NFL's all-time record for consecutive division titles, achieved by the Los Angeles Rams from 1973-79.

36-9

The Patriots' divisional record since 2001, the best in the NFL over that span.

0

The number of other AFC East teams besides the Patriots with a record of .500 or better in the division since 2001. The Jets rank second over that span with a record of 22-24.

STREAKS

21

The number of consecutive regular-season games the Patriots have won entering this week's game, an NFL record.

12

The number of consecutive regular-season home games the Patriots have won entering this week's game. New England has not lost at home since a 17-14 loss to the New York Jets on Nov. 12, 2006.

7

The number of consecutive AFC East division games the Patriots have won entering this week's game. New England has not lost a division game since a 21-0 loss to Miami on Dec. 10, 2006.

153

The number of consecutive Patriots home games that have been sold out, including this week's game against Miami. The streak began with the 1994 season and includes all regular-season, preseason and playoff games since then.

313

The number of consecutive Patriots games that have been televised locally, including this week's game. New England fans have not faced a local TV blackout since Robert Kraft purchased the Patriots in 1994.

THE KRAFT ERA

164

The number of regular-season and playoff victories the Patriots have earned since Robert Kraft purchased the team in 1994. That mark is the highest total in the NFL over that span.

3

The number of Super Bowl championships the Patriots have won since Robert Kraft purchased the team in 1994. That mark is the highest total in the NFL over that span.

5

The number of conference championships the Patriots have won since Robert Kraft purchased the team in 1994. That mark is the highest total in the NFL over that span.

17

The number of playoff victories the Patriots have earned since Robert Kraft purchased the team in 1994. That mark is the highest total in the NFL over that span.

10

The number of times the Patriots have qualified for the playoffs since Robert Kraft purchased the team in 1994. That mark is tied for the highest total in the NFL over that span.



PATRIOTS FOOTBALL NETWORK

The **Patriots Football Network** (PFN) is the full portfolio of media offerings from the three-time Super Bowl Champion New England Patriots. PFN provides Patriots content produced both in-house and with media partners spanning print, television, radio and the Internet.

PATRIOTS ALL ACCESS

Patriots All Access, winner of the 2007 New England Emmy Award for Best Sports Series, airs weekly throughout the season on WCVB-TV and a network of regional affiliates. The show can also be seen anytime on Comcast On Demand. Patriots All Access features exclusive, behind-the-scenes access and in-depth weekly features on Patriots players and personnel. Hosted by WCVB's Mike Lynch, the show features weekly sit-downs with Coach Bill Belichick including the popular "Belestrator" segment where the coach breaks down upcoming opponents.



Saturdays at 7:00 p.m and Sundays at 10:00 a.m. on **WCVB-TV Channel 5 in Boston**

Sundays at 10:00 a.m. on **WNAC-TV in Providence**; Saturdays at 12:05 a.m. on **WMUR-TV in Manchester, N.H.**

Saturdays at 5:00 a.m. on **WMTW-TV in Portland, Maine**; Saturdays at 5:00 p.m. on **WCTX-TV in Hartford, Conn.**

Saturdays at 7:00 p.m. on **WFXQ-TV in Springfield, Mass.**; Sundays at 11:00 a.m. on **WVII-TV in Bangor, Maine**

Also available 24 hours a day on Comcast On Demand

TOTALLY PATRIOTS



Totally Patriots, a youth-oriented football show, airs each Sunday morning on WCVB, Channel 5 in Boston and a network of regional affiliates. The show, is geared towards young fans and includes a health and fitness segment as well as a weekly football tips feature with Hall of Fame linebacker Andre Tippett and a current Patriots player. Other features and segments emphasize the importance of an active lifestyle and let young football players hear directly from the pros. Check your local listings for other times and locations.

Sundays at 11:00 a.m. on **WCVB-TV Channel 5**; Saturdays at 12:30 p.m. on **WNAC-TV in Providence**

Saturdays at 6:30 a.m. on **WCTX-TV in Hartford, Conn.**; Saturdays at 6:30 p.m. on **WFXQ-TV in Springfield, Mass.**;

Also available 24 hours a day on Comcast On Demand

PATRIOTS TODAY AND PATRIOTS THIS WEEK

PATRIOTS TODAY: Available daily on Comcast On Demand and at Patriots.com

PATRIOTS THIS WEEK: Saturdays at 10:30 p.m. on WSBK Channel 38

Patriots Today gives fans a daily, in-depth look at the club that is unmatched by any other outlet. The show is hosted by Kristina Akra with daily reports from Brian Lowe. This daily Webcast is dedicated exclusively to the Patriots and provides daily features, reports and commentary that will satisfy every fan's daily Patriots fix. Every Saturday night during the season on Channel 38, Kristina Akra will bring you *Patriots This Week*, providing a thorough recap of each week's developments.

PATRIOTS.COM NEWS

Patriots.com features daily updates and exclusive content from the writers of *Patriots Football Weekly*, offering everything from breaking news to player features and the popular "Ask PFW" postings.

VIDEO

The first professional sports team website to offer streaming video provides Patriots fans with a variety of exclusive video content. Visitors can choose their channel and watch exclusive video from news to cheerleaders. Patriots.com also features video of every Patriots press conference, including postgame press conferences and Coach Belichick's weekday media updates.

AUDIO

"PFW In Progress," available exclusively on Patriots.com, is a weekly online program that features candid commentary from the writers of *Patriots Football Weekly*. Patriots.com also offers podcasts and streaming audio of every press conference.

PATRIOTS FRIDAY ON WEEI

Sports Radio WEEI has the exclusive rights to broadcast "Patriots Friday" from Gillette Stadium each week during the season. WEEI programming from 6:00 a.m. to 6:00 p.m. will feature exclusive Patriots player interviews previewing the upcoming game.

WBCN PATRIOTS ROCK RADIO NETWORK

For the 14th consecutive season, WBCN is proud to be the flagship station for the Patriots Rock Radio Network. Every Patriots game was heard on WBCN (104.1 FM) and its network of 36 stations throughout all six New England states. WBCN's pregame and postgame shows can be heard before and after each game, beginning three hours before kickoff.

FLAGSHIP STATION
WBCN
Boston ★ 104.1 FM



MASSACHUSETTS

| | | |
|------|----------------|----------|
| WAQY | Springfield | 102.1 FM |
| WBEC | Pittsfield | 1420 AM |
| WEIM | Fitchburg | 1280 AM |
| WNAW | N. Adams | 1230 AM |
| WBSM | New Bedford | 1420 AM |
| WPVQ | Greenfield | 95.3 FM |
| WSAR | Fall River | 1480 AM |
| WSBS | Gt. Barrington | 860 AM |
| WWFX | Worcester | 100.1 FM |
| WXTK | Hyannis | 95.1 FM |

NEW HAMPSHIRE

| | | |
|------|------------|-----------------|
| WTPL | Concord | 107.7 FM |
| WSAK | Hampton | 102.1 FM |
| WWHQ | Laconia | 101.5 FM |
| WWBK | Keene | 1220AM/103.1 FM |
| WGAM | Nashua | 900 AM |
| WPKQ | N. Conway | 103.7 FM |
| WGHM | Manchester | 1250 AM |
| WSHK | Portsmouth | 105.3 FM |

RHODE ISLAND

| | | |
|------|------------|---------|
| WPRO | Providence | 630 AM |
| WEAN | Providence | 99.7 FM |

VERMONT

| | | |
|------|--------------|----------|
| WBTV | Bennington | 1370 AM |
| WORK | Barre | 107.1 FM |
| WKVT | Brattleboro | 92.7 FM |
| WXZO | Burlington | 96.7 FM |
| WIKE | Newport | 1490 AM |
| WEXP | Rutland | 101.5 FM |
| WSTJ | St Johnsbury | 1340 AM |
| WMXR | Woodstock | 93.9 FM |

MAINE

| | | |
|------|--------------|----------|
| WEBB | Augusta | 98.5 FM |
| WWMJ | Bangor | 97.7 FM |
| WBLM | Portland | 102.9 FM |
| WEGP | Presque Isle | 1390 AM |

CONNECTICUT

| | | |
|------|------------|----------|
| WCCC | Hartford | 106.9 FM |
| WLXM | New London | 104.7 FM |
| WINY | Putnam | 1350 AM |

NEW YORK

| | | |
|------|-------------|--------|
| WEAV | Plattsburgh | 960 AM |
|------|-------------|--------|

PATRIOTS MONDAY ON WEEI

Sports Radio WEEI has the exclusive rights to broadcast "Patriots Monday" from Gillette Stadium every week during the season. The daylong programming lineup offers fans unique access from Bill Belichick, Matt Cassel and other star players.



2008 OFFENSIVE STATISTICS

WON 2, LOST 0

| | | | |
|-------|---------|------------------|--------|
| 09/07 | W 17-10 | Kansas City | 68,756 |
| 09/14 | W 19-10 | at New York Jets | 78,554 |
| 09/21 | | Miami | |
| 10/05 | | at San Francisco | |
| 10/12 | | at San Diego | |
| 10/20 | | Denver | |
| 10/26 | | St. Louis | |
| 11/02 | | at Indianapolis | |
| 11/09 | | Buffalo | |
| 11/13 | | New York Jets | |
| 11/23 | | at Miami | |
| 11/30 | | Pittsburgh | |
| 12/07 | | at Seattle | |
| 12/14 | | at Oakland | |
| 12/21 | | Arizona | |
| 12/28 | | at Buffalo | |

| | | |
|--------------------|--------|---------|
| | N.E. | Opp. |
| TOTAL FIRST DOWNS | 36 | 26 |
| Rushing | 14 | 8 |
| Passing | 19 | 18 |
| Penalty | 3 | 0 |
| 3rd Down: Made/Att | 13/27 | 14/28 |
| 3rd Down Pct. | 48.1 | 50.0 |
| 4th Down: Made/Att | 1/1 | 0/1 |
| 4th Down Pct. | 100.0 | 0.0 |
| POSSESSION AVG. | 30:42 | 29:18 |
| TOTAL NET YARDS | 598 | 540 |
| Avg. Per Game | 299.0 | 270.0 |
| Total Plays | 118 | 111 |
| Avg. Per Play | 5.1 | 4.9 |
| NET YARDS RUSHING | 230 | 206 |
| Avg. Per Game | 115.0 | 103.0 |
| Total Rushes | 61 | 48 |
| NET YARDS PASSING | 368 | 334 |
| Avg. Per Game | 184.0 | 167.0 |
| Sacked/Yards Lost | 5/25 | 6/53 |
| Gross Yards | 393 | 387 |
| Att./Completions | 52/36 | 57/37 |
| Completion Pct. | 69.2 | 64.9 |
| Had Intercepted | 0 | 2 |
| PUNTS/AVERAGE | 7/50.3 | 10/42.1 |
| NET PUNTING AVG. | 7/37.9 | 10/34.6 |
| PENALTIES/YARDS | 5/40 | 8/75 |
| FUMBLES/BALL LOST | 3/2 | 0/0 |
| TOUCHDOWNS | 3 | 2 |
| Rushing | 2 | 0 |
| Passing | 1 | 2 |
| Returns | 0 | 0 |

| * SCORE BY PERIODS | Q1 | Q2 | Q3 | Q4 | OT | PTS |
|--------------------|----|----|----|----|----|-----|
| TEAM | 3 | 10 | 17 | 6 | 0 | 36 |
| OPPONENTS | 0 | 6 | 0 | 14 | 0 | 20 |

| * SCORING | TD | Ru | Pa | Rt | K-PAT | FG | S | PTS |
|------------|----|----|----|----|-------|------|---|-----|
| Gostkowski | 0 | 0 | 0 | 0 | 3/ 3 | 5/ 5 | 0 | 18 |
| Morris | 2 | 2 | 0 | 0 | | | 0 | 12 |
| Moss | 1 | 0 | 1 | 0 | | | 0 | 6 |
| TEAM | 3 | 2 | 1 | 0 | 3/ 3 | 5/ 5 | 0 | 36 |
| OPPONENTS | 2 | 0 | 2 | 0 | 2/ 2 | 2/ 3 | 0 | 20 |

2-Pt. Conversions: TEAM 0-0, OPPONENTS 0-0

SACKS: A. Thomas 2, Vrabel 2, Hobbs 1, Seymour 1, TEAM 6, OPPONENTS 5

FUM/LOST: Moss 1/1, Slater 1/0, Welker 1/1

| * RUSHING | No. | Yds | Avg | Long | TD |
|-----------|-----|-----|-----|------|----|
| Jordan | 13 | 68 | 5.2 | 11 | 0 |
| Maroney | 18 | 67 | 3.7 | 17 | 0 |
| Morris | 18 | 53 | 2.9 | 22 | 2 |
| Cassel | 6 | 20 | 3.3 | 9 | 0 |
| Faulk | 3 | 16 | 5.3 | 7 | 0 |
| Evans | 3 | 6 | 2.0 | 3 | 0 |
| TEAM | 61 | 230 | 3.8 | 22 | 2 |
| OPPONENTS | 48 | 206 | 4.3 | 22 | 0 |

| * RECEIVING | No. | Yds | Avg | Long | TD |
|-------------|-----|-----|------|------|----|
| Welker | 13 | 123 | 9.5 | 26 | 0 |
| Moss | 8 | 138 | 17.3 | 51 | 1 |
| Morris | 7 | 41 | 5.9 | 11 | 0 |
| Faulk | 4 | 50 | 12.5 | 22 | 0 |
| D. Thomas | 3 | 38 | 12.7 | 18 | 0 |
| Washington | 1 | 3 | 3.0 | 3 | 0 |
| TEAM | 36 | 393 | 10.9 | 51 | 1 |
| OPPONENTS | 37 | 387 | 10.5 | 68 | 2 |

| * INTERCEPTIONS | No. | Yds | Avg | Long | TD |
|-----------------|-----|-----|-----|------|----|
| Meriweather | 1 | 6 | 6.0 | 6 | 0 |
| Hobbs | 1 | 3 | 3.0 | 3 | 0 |
| TEAM | 2 | 9 | 4.5 | 6 | 0 |
| OPPONENTS | 0 | 0 | --- | --- | 0 |

| * PUNTING | No. | Yds | Avg | Net | TB | In | Lg | B |
|-----------|-----|-----|------|------|----|----|----|---|
| Hanson | 7 | 352 | 50.3 | 37.9 | 4 | 1 | 70 | 0 |
| TEAM | 7 | 352 | 50.3 | 37.9 | 4 | 1 | 70 | 0 |
| OPPONENTS | 10 | 421 | 42.1 | 34.6 | 1 | 3 | 55 | 0 |

| * PUNT RETURNS | Ret | FC | Yds | Avg | Long | TD |
|----------------|-----|----|-----|------|------|----|
| Faulk | 3 | 0 | 53 | 17.7 | 24 | 0 |
| O'Neal | 2 | 1 | 2 | 1.0 | 2 | 0 |
| TEAM | 5 | 1 | 55 | 11.0 | 24 | 0 |
| OPPONENTS | 1 | 0 | 7 | 7.0 | 7 | 0 |

| * KICKOFF RETURNS | No. | Yds | Avg | Long | TD |
|-------------------|-----|-----|------|------|----|
| Hobbs | 4 | 123 | 30.8 | 51 | 0 |
| Slater | 1 | 0 | 0.0 | 0 | 0 |
| TEAM | 5 | 123 | 24.6 | 51 | 0 |
| OPPONENTS | 5 | 122 | 24.4 | 31 | 0 |

| * FIELD GOALS | 1-19 | 20-29 | 30-39 | 40-49 | 50+ |
|--|------|-------|-------|-------|-----|
| Gostkowski | 0/ 0 | 3/ 3 | 2/ 2 | 0/ 0 | 0/0 |
| TEAM | 0/ 0 | 3/ 3 | 2/ 2 | 0/ 0 | 0/0 |
| OPPONENTS | 0/ 0 | 1/ 1 | 0/ 1 | 1/ 1 | 0/0 |
| Gostkowski: (37G) (21G, 37G, 28G, 27G) | | | | | |
| OPPONENTS: (40G) (31N, 21G) | | | | | |

| * PASSING | Att | Cmp | Yds | Cmp% | Yds/Att | TD | TD% | Int | Int% | Long | Sack/Lost | Rating |
|-----------|-----|-----|-----|------|---------|----|-----|-----|------|------|-----------|--------|
| Cassel | 41 | 29 | 317 | 70.7 | 7.73 | 1 | 2.4 | 0 | 0.0 | 51 | 5/ 25 | 101.4 |
| Brady | 11 | 7 | 76 | 63.6 | 6.91 | 0 | 0.0 | 0 | 0.0 | 26 | 0/ 0 | 83.9 |
| TEAM | 52 | 36 | 393 | 69.2 | 7.56 | 1 | 1.9 | 0 | 0.0 | 51 | 5/ 25 | 97.7 |
| OPPONENTS | 57 | 37 | 387 | 64.9 | 6.79 | 2 | 3.5 | 2 | 3.5 | 68 | 6/ 53 | 81.5 |



2008 DEFENSIVE STATISTICS

Tackle Statistics based on Coaches Film Review

| PLAYER Name | TACKLES | | | SACKS | | | INTERCEPTIONS | | | | FUMBLES | | | | SP. TEAMS | | | | |
|---------------------|------------|-----------|-----------|------------|-------------|-----------|---------------|----------|----------|----------|----------|----------|----------|----------|-----------|----------|----------|----------|----------|
| | TT | UT | A | S/ | Yds | QH | Int/ | Yds | TD | PD | FF | FR/ | Yds | TD | TT | UT | A | FF | FR |
| Rodney Harrison | 22 | 13 | 9 | - | - | 2 | - | - | - | - | - | - | - | - | - | - | - | - | - |
| Jerod Mayo | 16 | 12 | 4 | - | - | - | - | - | - | - | - | - | - | - | - | - | - | - | - |
| Tedy Bruschi | 15 | 7 | 8 | - | - | - | - | - | - | 1 | - | - | - | - | - | - | - | - | - |
| Ty Warren | 12 | 7 | 5 | - | - | - | - | - | - | - | - | - | - | - | - | - | - | - | - |
| Vince Wilfork | 10 | 6 | 4 | - | - | - | - | - | - | - | - | - | - | - | - | - | - | - | - |
| James Sanders | 9 | 5 | 4 | - | - | - | - | - | - | 1 | - | - | - | - | 1 | 1 | 0 | - | - |
| Deltha O'Neal | 8 | 8 | 0 | - | - | - | - | - | - | - | - | - | - | - | - | - | - | - | - |
| Adalius Thomas | 8 | 7 | 1 | 2.0 | 30.0 | 2 | - | - | - | - | - | - | - | - | - | - | - | - | - |
| Brandon Meriweather | 6 | 4 | 2 | - | - | - | 1 | 6 | 0 | 1 | - | - | - | - | 1 | 0 | 1 | - | - |
| Richard Seymour | 6 | 3 | 3 | 1.0 | 9.0 | 2 | - | - | - | - | - | - | - | - | - | - | - | - | - |
| Ellis Hobbs | 5 | 5 | 0 | 1.0 | 6.0 | - | 1 | 3 | 0 | 3 | 1 | 0 | 0 | 0 | 2 | 0 | 2 | - | - |
| Mike Vrabel | 5 | 4 | 1 | 2.0 | 8.0 | 3 | - | - | - | 1 | - | - | - | - | - | - | - | - | - |
| Lewis Sanders | 5 | 3 | 2 | - | - | - | - | - | - | - | - | - | - | - | - | - | - | - | - |
| Pierre Woods | 2 | 2 | 0 | - | - | - | - | - | - | - | - | - | - | - | - | - | - | - | - |
| Gary Guyton | 1 | 1 | 0 | - | - | - | - | - | - | - | - | - | - | - | - | - | - | - | - |
| Jarvis Green | 1 | 0 | 1 | - | - | 1 | - | - | - | - | - | - | - | - | - | - | - | - | - |
| Mike Wright | 1 | 0 | 1 | - | - | - | - | - | - | - | - | - | - | - | - | - | - | - | - |
| Matthew Slater | 0 | 0 | 0 | - | - | - | - | - | - | - | - | - | - | - | 2 | 0 | 2 | - | - |
| Ray Ventrone | 0 | 0 | 0 | - | - | - | - | - | - | - | - | - | - | - | 2 | 2 | 0 | - | - |
| Kelley Washington | 0 | 0 | 0 | - | - | - | - | - | - | - | - | - | - | - | 2 | 2 | 0 | - | - |
| Totals | 132 | 87 | 45 | 6.0 | 53.0 | 10 | 2 | 9 | 0 | 7 | 1 | 0 | 0 | 0 | 10 | 5 | 5 | 0 | 0 |

| FUMBLES - LOST (3-2) | | | | |
|----------------------|----------|----------|----------|----------|
| | Own | | | |
| | No. | Lost | Rec | O.B. |
| Randy Moss | 1 | 1 | 0 | 0 |
| Wes Welker | 1 | 1 | 0 | 0 |
| Matthew Slater | 1 | 0 | 0 | 0 |
| Sammy Morris | 0 | 0 | 1 | 0 |
| Totals | 3 | 2 | 1 | 0 |

| MISC. OFFENSIVE STATS | | | | |
|-----------------------|----------|----------|----------|----------|
| | Tkl | Ast | FF | FR |
| Randy Moss | 2 | 0 | 0 | 0 |
| Totals | 2 | 0 | 0 | 0 |

| KEY | |
|-------------------------------|---|
| TT -Total Tackles | Int/Yds -Interceptions/Yards Returned |
| UT -Unassisted Tackles | PD -Passes Defensed |
| A -Assisted Tackles | FF -Forced Fumbles |
| S/YL -Sacks/Yards Lost | FR/Yds -Fumble Recoveries/Yards Returned |
| QH -Quarterback Hits | |

| BLOCKED KICKS | | | |
|---------------|----------|----------|----------|
| | XP | FG | P |
| Totals | 0 | 0 | 0 |



2008 NEW ENGLAND PATRIOTS ROSTER

AS OF SEPTEMBER 15, 2008

ALPHABETICAL ROSTER

| # | NAME | POS | HT | WT | BORN | YR | COLLEGE | H.S. HOMETOWN |
|----|----------------------|-----|------|-----|------------|----|------------------------|------------------------|
| 88 | Aiken, Sam | WR | 6-2 | 215 | 12/14/1980 | 6 | North Carolina | Kenansville, N.C. |
| 52 | Alexander, Eric | LB | 6-2 | 240 | 2/8/1982 | 4 | Louisiana State | Port Arthur, Texas |
| 65 | Britt, Wesley | T | 6-8 | 320 | 11/21/1981 | 3 | Alabama | Cullman, Ala. |
| 54 | Bruschi, Tedy | LB | 6-1 | 247 | 6/9/1973 | 13 | Arizona | Roseville, Calif. |
| 16 | Cassel, Matt | QB | 6-4 | 230 | 5/17/1982 | 4 | Southern California | Northridge, Calif. |
| 63 | Connolly, Dan | C | 6-4 | 313 | 9/2/1982 | 3 | Southeast Missouri St. | St. Louis, Mo. |
| 98 | Crabbe, Shawn | LB | 6-5 | 243 | 12/26/1984 | R | Michigan | Massillon, Ohio |
| 28 | Eckel, Kyle | FB | 5-11 | 237 | 12/30/1981 | 2 | Navy | Haverford, Pa. |
| 44 | Evans, Heath | RB | 6-0 | 250 | 12/30/1978 | 8 | Auburn | West Palm Beach, Fla. |
| 33 | Faulk, Kevin | RB | 5-8 | 202 | 6/5/1976 | 10 | Louisiana State | Carencro, La. |
| 10 | Gaffney, Jabar | WR | 6-1 | 200 | 12/1/1980 | 7 | Florida | Jacksonville, Fla. |
| 3 | Gostkowski, Stephen | K | 6-1 | 210 | 1/28/1984 | 3 | Memphis | Madison, Miss. |
| 97 | Green, Jarvis | DL | 6-3 | 285 | 1/12/1979 | 7 | Louisiana State | Donaldsonville, La. |
| 7 | Gutierrez, Matt | QB | 6-4 | 230 | 6/9/1984 | 2 | Idaho State | Concord, Calif. |
| 48 | Guyton, Gary | LB | 6-3 | 242 | 11/14/1985 | R | Georgia Tech | Hinesville, Ga. |
| 6 | Hanson, Chris | P | 6-2 | 202 | 10/25/1976 | 10 | Marshall | Sharpsburg, Ga. |
| 37 | Harrison, Rodney | S | 6-1 | 220 | 12/15/1972 | 15 | Western Illinois | Chicago, Ill. |
| 27 | Hobbs, Ellis | CB | 5-9 | 195 | 5/16/1983 | 4 | Iowa State | DeSoto, Texas |
| 71 | Hochstein, Russ | G/C | 6-4 | 305 | 10/7/1977 | 8 | Nebraska | Hartington, Neb. |
| 53 | Izzo, Larry | LB | 5-10 | 228 | 9/26/1974 | 13 | Rice | Houston, Texas |
| 32 | Jordan, LaMont | RB | 5-10 | 230 | 11/11/1978 | 8 | Maryland | Suitland, Md. |
| 77 | Kaczur, Nick | T | 6-4 | 315 | 7/28/1979 | 4 | Toledo | Brantford, Ontario |
| 67 | Koppen, Dan | C | 6-2 | 296 | 9/12/1979 | 6 | Boston College | Whitehall, Pa. |
| 64 | LeVoi, Mark | T | 6-7 | 306 | 7/29/1982 | 2 | Notre Dame | Eden Prairie, Minn. |
| 72 | Light, Matt | T | 6-4 | 305 | 6/23/1978 | 8 | Purdue | Greenville, Ohio |
| 70 | Mankins, Logan | G | 6-4 | 310 | 3/10/1982 | 4 | Fresno State | Catheys Valley, Calif. |
| 39 | Maroney, Laurence | RB | 5-11 | 220 | 2/5/1985 | 3 | Minnesota | St. Louis, Mo. |
| 51 | Mayo, Jerod | LB | 6-1 | 242 | 2/23/1986 | R | Tennessee | Hampton, Va. |
| 31 | Meriweather, Brandon | DB | 5-11 | 200 | 1/14/1984 | 2 | Miami (Fla.) | Apopka, Fla. |
| 34 | Morris, Sammy | RB | 6-0 | 220 | 3/23/1977 | 9 | Texas Tech | San Antonio, Texas |
| 81 | Moss, Randy | WR | 6-4 | 210 | 2/13/1977 | 11 | Marshall | Rand, W. Va. |
| 5 | O'Connell, Kevin | QB | 6-5 | 225 | 5/25/1985 | R | San Diego State | Carlsbad, Calif. |
| 21 | O'Neal, Deltha | CB | 5-11 | 194 | 1/30/1977 | 9 | California | Milpitas, Calif. |
| 66 | Paxton, Lonie | LS | 6-2 | 260 | 3/13/1978 | 9 | Sacramento State | Corona, Calif. |
| 36 | Sanders, James | S | 5-10 | 210 | 11/11/1983 | 4 | Fresno State | Porterville, Calif. |
| 29 | Sanders, Lewis | CB | 6-1 | 210 | 6/22/1978 | 9 | Maryland | Staten Island, N.Y. |
| 93 | Seymour, Richard | DL | 6-6 | 310 | 10/6/1979 | 8 | Georgia | Gadsden, S.C. |
| 18 | Slater, Matthew | WR | 6-0 | 198 | 9/9/1985 | R | UCLA | Anaheim, Calif. |
| 90 | Smith, Le Kevin | DL | 6-3 | 308 | 7/21/1982 | 3 | Nebraska | Macon, Ga. |
| 96 | Thomas, Adalius | LB | 6-2 | 270 | 8/18/1977 | 9 | Southern Mississippi | Equality, Ala. |
| 86 | Thomas, David | TE | 6-3 | 248 | 7/5/1983 | 3 | Texas | Wolfforth, Texas |
| 41 | Ventrone, Ray | DB | 5-10 | 200 | 10/21/1982 | 3 | Villanova | Pittsburgh, Pa. |
| 50 | Vrabel, Mike | LB | 6-4 | 261 | 8/14/1975 | 12 | Ohio State | Akron, Ohio |
| 94 | Warren, Ty | DL | 6-5 | 300 | 2/6/1981 | 6 | Texas A&M | Bryan, Texas |
| 15 | Washington, Kelley | WR | 6-3 | 215 | 8/21/1979 | 6 | Tennessee | Stephens City, Va. |
| 84 | Watson, Benjamin | TE | 6-3 | 255 | 12/18/1980 | 5 | Georgia | Rock Hill, S.C. |
| 83 | Welker, Wes | WR | 5-9 | 185 | 5/1/1981 | 5 | Texas Tech | Oklahoma City, Okla. |
| 22 | Wheatley, Terrence | CB | 5-9 | 183 | 5/5/1985 | R | Colorado | Plano, Texas |
| 75 | Wilfork, Vince | NT | 6-2 | 325 | 11/4/1981 | 5 | Miami (Fla.) | Boynton Beach, Fla. |
| 24 | Wilhite, Jonathan | CB | 5-11 | 185 | 2/23/1984 | R | Auburn | Monroe, La. |
| 58 | Woods, Pierre | LB | 6-5 | 250 | 1/6/1982 | 3 | Michigan | Cleveland, Ohio |
| 99 | Wright, Mike | DL | 6-4 | 295 | 3/1/1982 | 4 | Cincinnati | Cincinnati, Ohio |
| 74 | Yates, Billy | G | 6-2 | 305 | 4/15/1980 | 5 | Texas A&M | Fort Worth, Texas |

NUMERICAL ROSTER

| # | NAME | POS |
|----|---------------------|-----|
| 3 | Stephen Gostkowski | K |
| 5 | Kevin O'Connell | QB |
| 6 | Chris Hanson | P |
| 7 | Matt Gutierrez | QB |
| 10 | Jabar Gaffney | WR |
| 15 | Kelley Washington | WR |
| 16 | Matt Cassel | QB |
| 18 | Matthew Slater | WR |
| 21 | Deltha O'Neal | CB |
| 22 | Terrence Wheatley | CB |
| 24 | Jonathan Wilhite | CB |
| 27 | Ellis Hobbs III | CB |
| 29 | Lewis Sanders | CB |
| 31 | Brandon Meriweather | DB |
| 32 | LaMont Jordan | RB |
| 33 | Kevin Faulk | RB |
| 34 | Sammy Morris | RB |
| 36 | James Sanders | S |
| 37 | Rodney Harrison | S |
| 38 | Kyle Eckel | FB |
| 39 | Laurence Maroney | RB |
| 41 | Ray Ventrone | DB |
| 44 | Heath Evans | RB |
| 50 | Mike Vrabel | LB |
| 51 | Jerod Mayo | LB |
| 52 | Eric Alexander | LB |
| 53 | Larry Izzo | LB |
| 54 | Tedy Bruschi | LB |
| 58 | Pierre Woods | LB |
| 59 | Gary Guyton | LB |
| 63 | Dan Connolly | C |
| 64 | Mark LeVoi | T |
| 65 | Wesley Britt | T |
| 66 | Lonie Paxton | LS |
| 67 | Dan Koppen | C |
| 70 | Logan Mankins | G |
| 71 | Russ Hochstein | G/C |
| 72 | Matt Light | T |
| 74 | Billy Yates | G |
| 75 | Vince Wilfork | NT |
| 77 | Nick Kaczur | T |
| 81 | Randy Moss | WR |
| 83 | Wes Welker | WR |
| 84 | Benjamin Watson | TE |
| 86 | David Thomas | TE |
| 88 | Sam Aiken | WR |
| 90 | Le Kevin Smith | DL |
| 93 | Richard Seymour | DL |
| 94 | Ty Warren | DL |
| 96 | Adalius Thomas | LB |
| 97 | Jarvis Green | DL |
| 98 | Shawn Crabbe | LB |
| 99 | Mike Wright | DL |

PRACTICE SQUAD

| # | NAME | POS | HT | WT | BORN | YR | COLLEGE | H.S. HOMETOWN |
|----|------------------------|-----|------|-----|-----------|----|---------------------|---------------------|
| 62 | Adams, Titus | DL | 6-4 | 305 | 1/28/1983 | 1 | Nebraska | Omaha, Neb. |
| 60 | Bender, Jacob | OL | 6-6 | 315 | 5/25/1985 | 2 | Nicholls State | Mayo, Md. |
| 30 | Dillard, Mark | S | 5-11 | 210 | 12/5/1986 | R | Louisiana Tech | Baton Rouge, La. |
| 42 | Green-Ellis, BenJarvus | RB | 5-11 | 215 | 7/2/1985 | R | Mississippi | New Orleans, La. |
| 49 | Redd, Vince | LB | 6-6 | 260 | 9/1/1985 | R | Liberty | Elizabethton, Tenn. |
| 35 | Richardson, Mike | CB | 5-11 | 190 | 2/18/1984 | 2 | Notre Dame | Warner Robins, Ga. |
| 28 | Spann, Antwain | S | 6-0 | 195 | 2/22/1983 | 3 | Louisiana-Lafayette | Oceanside, Calif. |

PRACTICE SQUAD

| # | NAME | POS |
|----|-----------------------|-----|
| 28 | Antwain Spann | S |
| 30 | Mark Dillard | S |
| 35 | Mike Richardson | CB |
| 42 | BenJarvus Green-Ellis | RB |
| 49 | Vince Redd | LB |
| 60 | Jacob Bender | OL |
| 62 | Titus Adams | DL |

RESERVE/PUP LIST

| # | NAME | POS | HT | WT | BORN | YR | COLLEGE | H.S. HOMETOWN |
|----|---------------|-----|-----|-----|-----------|----|-----------------------|-------------------|
| 61 | Neal, Stephen | G | 6-4 | 305 | 10/9/1976 | 7 | Cal State-Bakersfield | San Diego, Calif. |

RESERVE/PUP LIST

| # | NAME | POS |
|----|--------------|-----|
| 61 | Stephen Neal | G |

RESERVE/NFI LIST

| # | NAME | POS | HT | WT | BORN | YR | COLLEGE | H.S. HOMETOWN |
|----|--------------|-----|-----|-----|-----------|----|------------|---------------------|
| 76 | Ross, Oliver | T | 6-4 | 327 | 9/27/1974 | 11 | Iowa State | Los Angeles, Calif. |

RESERVE/NFI LIST

| # | NAME | POS |
|----|-------------|-----|
| 76 | Oliver Ross | T |

RESERVE/INJURED LIST

| # | NAME | POS | HT | WT | BORN | YR | COLLEGE | H.S. HOMETOWN |
|----|-------------------|-----|-----|-----|------------|----|------------------|----------------------|
| 12 | Brady, Tom | QB | 6-4 | 225 | 8/3/1977 | 9 | Michigan | San Mateo, Calif. |
| 68 | O'Callaghan, Ryan | T | 6-7 | 330 | 7/19/1983 | 3 | California | Redding, Calif. |
| 91 | Ruud, Bo | LB | 6-3 | 235 | 9/2/1984 | R | Nebraska | Lincoln, Neb. |
| 95 | Smith, Kenny | DL | 6-4 | 303 | 9/8/1977 | 6 | Alabama | Meridian, Miss. |
| 75 | Stokes, Barry | OL | 6-4 | 310 | 12/20/1973 | 11 | Eastern Michigan | Flint, Mich. |
| 26 | Williams, Tank | S | 6-2 | 223 | 6/30/1980 | 7 | Stanford | Bay St. Louis, Miss. |

RESERVE/INJURED LIST

| # | NAME | POS |
|----|------------------|-----|
| 12 | Tom Brady | QB |
| 26 | Tank Williams | S |
| 68 | Ryan O'Callaghan | T |
| 75 | Barry Stokes | OL |
| 91 | Bo Ruud | LB |
| 95 | Kenny Smith | DL |

HEAD COACH: BILL BELICHICK

ASSISTANTS: Dom Capers, Special Assistant/Secondary; Ivan Fears, Running Backs; Pepper Johnson, Defensive Line;

Pete Mangurian, Tight Ends; Josh McDaniels, Offensive Coordinator/QBs; Harold Nash, Assistant Strength and Conditioning;

Bill O'Brien, Wide Receivers; Matt Patricia, Linebackers; Dean Pees, Defensive Coordinator; Dante Scarnecchia, Assistant Head Coach/Offensive Line;

Brad Seely, Special Teams; Mike Woicik, Strength and Conditioning



2008 NUMERICAL ROSTER

September 15, 2008

| # | NAME | POS | HT | WT | AGE | YR | COLLEGE | HOW ACQ. |
|----|---------------------|-----|------|-----|-----|----|------------------------|--------------|
| 3 | Stephen Gostkowski | K | 6-1 | 210 | 24 | 3 | Memphis | D4b-06 |
| 5 | Kevin O'Connell | QB | 6-5 | 225 | 23 | R | San Diego State | D3b-08 |
| 6 | Chris Hanson | P | 6-2 | 202 | 31 | 10 | Marshall | FA-07 |
| 7 | Matt Gutierrez | QB | 6-4 | 230 | 24 | 2 | Idaho State | FA-07 |
| 10 | Jabar Gaffney | WR | 6-1 | 200 | 27 | 7 | Florida | FA-06 |
| 15 | Kelley Washington | WR | 6-3 | 215 | 29 | 6 | Tennessee | UFA (CIN)-07 |
| 16 | Matt Cassel | QB | 6-4 | 230 | 26 | 4 | Southern California | D7a-05 |
| 18 | Matthew Slater | WR | 6-0 | 198 | 23 | R | UCLA | D5-08 |
| 21 | Deltha O'Neal | CB | 5-11 | 194 | 31 | 9 | California | FA-08 |
| 22 | Terrence Wheatley | CB | 5-9 | 183 | 23 | R | Colorado | D2-08 |
| 24 | Jonathan Wilhite | CB | 5-11 | 185 | 24 | R | Auburn | D4-08 |
| 27 | Ellis Hobbs III | CB | 5-9 | 195 | 25 | 4 | Iowa State | D3a-05 |
| 29 | Lewis Sanders | CB | 6-1 | 210 | 30 | 9 | Maryland | FA-08 |
| 31 | Brandon Meriweather | DB | 5-11 | 200 | 24 | 2 | Miami (Fla.) | D1-07 |
| 32 | LaMont Jordan | RB | 5-10 | 230 | 29 | 8 | Maryland | FA-08 |
| 33 | Kevin Faulk | RB | 5-8 | 202 | 32 | 10 | Louisiana State | D2-99 |
| 34 | Sammy Morris | RB | 6-0 | 220 | 31 | 9 | Texas Tech | UFA (MIA)-07 |
| 36 | James Sanders | S | 5-10 | 210 | 24 | 4 | Fresno State | D4-05 |
| 37 | Rodney Harrison | S | 6-1 | 220 | 35 | 15 | Western Illinois | FA-03 |
| 38 | Kyle Eckel | FB | 5-11 | 237 | 26 | 2 | Navy | FA-07 |
| 39 | Laurence Maroney | RB | 5-11 | 220 | 23 | 3 | Minnesota | D1-06 |
| 41 | Ray Ventrone | DB | 5-10 | 200 | 25 | 3 | Villanova | FA-07 |
| 44 | Heath Evans | RB | 6-0 | 250 | 29 | 8 | Auburn | FA-05 |
| 50 | Mike Vrabel | LB | 6-4 | 261 | 33 | 12 | Ohio State | UFA (PIT)-01 |
| 51 | Jerod Mayo | LB | 6-1 | 242 | 22 | R | Tennessee | D1-08 |
| 52 | Eric Alexander | LB | 6-2 | 240 | 26 | 4 | Louisiana State | FA-04 |
| 53 | Larry Izzo | LB | 5-10 | 228 | 33 | 13 | Rice | UFA (MIA)-01 |
| 54 | Tedy Bruschi | LB | 6-1 | 247 | 35 | 13 | Arizona | D3-96 |
| 58 | Pierre Woods | LB | 6-5 | 250 | 26 | 3 | Michigan | FA-06 |
| 59 | Gary Guyton | LB | 6-3 | 242 | 22 | R | Georgia Tech | FA-08 |
| 63 | Dan Connolly | C | 6-4 | 313 | 26 | 3 | Southeast Missouri St. | FA-08 |
| 64 | Mark LeVoi | T | 6-7 | 306 | 26 | 2 | Notre Dame | CW (STL)-08 |
| 65 | Wesley Britt | T | 6-8 | 320 | 26 | 3 | Alabama | FA-06 |
| 66 | Lonie Paxton | LS | 6-2 | 260 | 30 | 9 | Sacramento State | FA-00 |
| 67 | Dan Koppen | C | 6-2 | 296 | 29 | 6 | Boston College | D5-03 |
| 70 | Logan Mankins | G | 6-4 | 310 | 26 | 4 | Fresno State | D1-05 |
| 71 | Russ Hochstein | G/C | 6-4 | 305 | 30 | 8 | Nebraska | FA-02 |
| 72 | Matt Light | T | 6-4 | 305 | 30 | 8 | Purdue | D2-01 |
| 74 | Billy Yates | G | 6-2 | 305 | 28 | 5 | Texas A&M | FA-05 |
| 75 | Vince Wilfork | NT | 6-2 | 325 | 26 | 5 | Miami (Fla.) | D1a-04 |
| 77 | Nick Kaczur | T | 6-4 | 315 | 29 | 4 | Toledo | D3b-05 |
| 81 | Randy Moss | WR | 6-4 | 210 | 31 | 11 | Marshall | TR (OAK)-07 |
| 83 | Wes Welker | WR | 5-9 | 185 | 27 | 5 | Texas Tech | TR (MIA)-07 |
| 84 | Benjamin Watson | TE | 6-3 | 255 | 27 | 5 | Georgia | D1b-04 |
| 86 | David Thomas | TE | 6-3 | 248 | 25 | 3 | Texas | D3-06 |
| 88 | Sam Aiken | WR | 6-2 | 215 | 27 | 6 | North Carolina | UFA (BUF)-08 |
| 90 | Le Kevin Smith | DL | 6-3 | 308 | 26 | 3 | Nebraska | D6c-06 |
| 93 | Richard Seymour | DL | 6-6 | 310 | 28 | 8 | Georgia | D1-01 |
| 94 | Ty Warren | DL | 6-5 | 300 | 27 | 6 | Texas A&M | D1-03 |
| 96 | Adalius Thomas | LB | 6-2 | 270 | 31 | 9 | Southern Mississippi | UFA (BAL)-07 |
| 97 | Jarvis Green | DL | 6-3 | 285 | 29 | 7 | Louisiana State | D4b-02 |
| 98 | Shawn Crable | LB | 6-5 | 243 | 23 | R | Michigan | D3a-08 |
| 99 | Mike Wright | DL | 6-4 | 295 | 26 | 4 | Cincinnati | FA-05 |

PRACTICE SQUAD

| # | NAME | POS | HT | WT | AGE | YR | COLLEGE | HOW ACQ. |
|----|-----------------------|-----|------|-----|-----|----|---------------------|----------|
| 28 | Antwain Spann | S | 6-0 | 195 | 25 | 3 | Louisiana-Lafayette | FA-06 |
| 30 | Mark Dillard | S | 5-11 | 210 | 21 | R | Louisiana Tech | FA-08 |
| 35 | Mike Richardson | CB | 5-11 | 190 | 24 | 2 | Notre Dame | D6b-07 |
| 42 | BenJarvus Green-Ellis | RB | 5-11 | 215 | 23 | R | Mississippi | FA-08 |
| 49 | Vince Redd | LB | 6-6 | 260 | 23 | R | Liberty | FA-08 |
| 60 | Jacob Bender | OL | 6-6 | 315 | 23 | 2 | Nicholls State | FA-08 |
| 62 | Titus Adams | DL | 6-4 | 305 | 25 | 1 | Nebraska | FA-08 |

RESERVE/PUP LIST

| # | NAME | POS | HT | WT | AGE | YR | COLLEGE | HOW ACQ. |
|----|--------------|-----|-----|-----|-----|----|-----------------------|----------|
| 61 | Stephen Neal | G | 6-4 | 305 | 31 | 7 | Cal State-Bakersfield | FA-01 |

RESERVE/NFI LIST

| # | NAME | POS | HT | WT | AGE | YR | COLLEGE | HOW ACQ. |
|----|-------------|-----|-----|-----|-----|----|------------|----------|
| 76 | Oliver Ross | T | 6-4 | 327 | 33 | 11 | Iowa State | FA-08 |

RESERVE/INJURED LIST

| # | NAME | POS | HT | WT | AGE | YR | INJURY | IR DATE |
|----|------------------|-----|-----|-----|-----|----|----------|---------|
| 12 | Tom Brady | QB | 6-4 | 225 | 31 | 9 | Knee | Sept. 9 |
| 26 | Tank Williams | S | 6-2 | 223 | 28 | 7 | Knee | Aug. 9 |
| 68 | Ryan O'Callaghan | T | 6-7 | 330 | 25 | 3 | Shoulder | Aug. 26 |
| 75 | Barry Stokes | OL | 6-4 | 310 | 34 | 11 | Back | Aug. 15 |
| 91 | Bo Ruud | LB | 6-3 | 235 | 24 | R | Ankle | Aug. 30 |
| 95 | Kenny Smith | DL | 6-4 | 303 | 31 | 6 | Arm | Aug. 30 |



2008 POSITIONAL ROSTER

September 15, 2008

| DEFENSE (24) | | | | | | | | |
|----------------------------|----------------------|-----|------|-----|------------|----|------------------------|------------------------|
| # | NAME | POS | HT | WT | BORN | YR | COLLEGE | H.S. HOMETOWN |
| DEFENSIVE LINE (6) | | | | | | | | |
| 97 | Green, Jarvis | DL | 6-3 | 285 | 1/12/1979 | 7 | Louisiana State | Donaldsonville, La. |
| 93 | Seymour, Richard | DL | 6-6 | 310 | 10/6/1979 | 8 | Georgia | Gadsden, S.C. |
| 90 | Smith, Le Kevin | DL | 6-3 | 308 | 7/21/1982 | 3 | Nebraska | Macon, Ga. |
| 94 | Warren, Ty | DL | 6-5 | 300 | 2/6/1981 | 6 | Texas A&M | Bryan, Texas |
| 75 | Wilfork, Vince | NT | 6-2 | 325 | 11/4/1981 | 5 | Miami (Fla.) | Boynton Beach, Fla. |
| 99 | Wright, Mike | DL | 6-4 | 295 | 3/1/1982 | 4 | Cincinnati | Cincinnati, Ohio |
| LINEBACKER (9) | | | | | | | | |
| 52 | Alexander, Eric | LB | 6-2 | 240 | 2/8/1982 | 4 | Louisiana State | Port Arthur, Texas |
| 54 | Bruschi, Teddy | LB | 6-1 | 247 | 6/9/1973 | 13 | Arizona | Roseville, Calif. |
| 98 | Crabbe, Shawn | LB | 6-5 | 243 | 12/26/1984 | R | Michigan | Massillon, Ohio |
| 59 | Guyton, Gary | LB | 6-3 | 242 | 11/14/1985 | R | Georgia Tech | Hinesville, Ga. |
| 53 | Izzo, Larry | LB | 5-10 | 228 | 9/26/1974 | 13 | Rice | Houston, Texas |
| 51 | Mayo, Jerod | LB | 6-1 | 242 | 2/23/1986 | R | Tennessee | Hampton, Va. |
| 96 | Thomas, Adaluis | LB | 6-2 | 270 | 8/18/1977 | 9 | Southern Mississippi | Equality, Ala. |
| 50 | Vrabel, Mike | LB | 6-4 | 261 | 8/14/1975 | 12 | Ohio State | Akron, Ohio |
| 58 | Woods, Pierre | LB | 6-5 | 250 | 1/6/1982 | 3 | Michigan | Cleveland, Ohio |
| DEFENSIVE BACK (9) | | | | | | | | |
| 37 | Harrison, Rodney | S | 6-1 | 220 | 12/15/1972 | 15 | Western Illinois | Chicago, Ill. |
| 27 | Hobbs, Ellis | CB | 5-9 | 195 | 5/16/1983 | 4 | Iowa State | DeSoto, Texas |
| 31 | Meriweather, Brandon | DB | 5-11 | 200 | 1/14/1984 | 2 | Miami (Fla.) | Apopka, Fla. |
| 21 | O'Neal, Deltha | CB | 5-11 | 194 | 1/30/1977 | 9 | California | Milpitas, Calif. |
| 36 | Sanders, James | S | 5-10 | 210 | 11/11/1983 | 4 | Fresno State | Porterville, Calif. |
| 29 | Sanders, Lewis | CB | 6-1 | 210 | 6/22/1978 | 9 | Maryland | Staten Island, N.Y. |
| 41 | Ventrone, Ray | DB | 5-10 | 200 | 10/21/1982 | 3 | Villanova | Pittsburgh, Pa. |
| 22 | Wheatley, Terrence | CB | 5-9 | 183 | 5/5/1985 | R | Colorado | Plano, Texas |
| 24 | Wilhite, Jonathan | CB | 5-11 | 185 | 2/23/1984 | R | Auburn | Monroe, La. |
| OFFENSE (26) | | | | | | | | |
| # | NAME | POS | HT | WT | BORN | YR | COLLEGE | H.S. HOMETOWN |
| OFFENSIVE LINE (9) | | | | | | | | |
| 65 | Britt, Wesley | T | 6-8 | 320 | 11/21/1981 | 3 | Alabama | Cullman, Ala. |
| 63 | Connolly, Dan | C | 6-4 | 313 | 9/2/1982 | 3 | Southeast Missouri St. | St. Louis, Mo. |
| 71 | Hochstein, Russ | G/C | 6-4 | 305 | 10/7/1977 | 8 | Nebraska | Hartington, Neb. |
| 77 | Kaczur, Nick | T | 6-4 | 315 | 7/28/1979 | 7 | Toledo | Brantford, Ontario |
| 67 | Koppen, Dan | C | 6-2 | 296 | 9/12/1979 | 6 | Boston College | Whitehall, Pa. |
| 64 | LeVoir, Mark | T | 6-7 | 306 | 7/29/1982 | 2 | Notre Dame | Eden Prairie, Minn. |
| 72 | Light, Matt | T | 6-4 | 305 | 6/23/1978 | 8 | Purdue | Greenville, Ohio |
| 70 | Mankins, Logan | G | 6-4 | 310 | 3/10/1982 | 4 | Fresno State | Catheys Valley, Calif. |
| 74 | Yates, Billy | G | 6-2 | 305 | 4/15/1980 | 5 | Texas A&M | Fort Worth, Texas |
| QUARTERBACK (3) | | | | | | | | |
| 16 | Cassel, Matt | QB | 6-4 | 230 | 5/17/1982 | 4 | Southern California | Northridge, Calif. |
| 7 | Gutierrez, Matt | QB | 6-4 | 230 | 6/9/1984 | 2 | Idaho State | Concord, Calif. |
| 5 | O'Connell, Kevin | QB | 6-5 | 225 | 5/25/1985 | R | San Diego State | Carlsbad, Calif. |
| WIDE RECEIVER (6) | | | | | | | | |
| 88 | Aiken, Sam | WR | 6-2 | 215 | 12/14/1980 | 6 | North Carolina | Kenansville, N.C. |
| 10 | Gaffney, Jabar | WR | 6-1 | 200 | 12/1/1980 | 7 | Florida | Jacksonville, Fla. |
| 81 | Moss, Randy | WR | 6-4 | 210 | 2/13/1977 | 11 | Marshall | Rand, W. Va. |
| 18 | Slater, Matthew | WR | 6-0 | 198 | 9/9/1985 | R | UCLA | Anaheim, Calif. |
| 15 | Washington, Kelley | WR | 6-3 | 215 | 8/21/1979 | 6 | Tennessee | Stephens City, Va. |
| 83 | Welker, Wes | WR | 5-9 | 185 | 5/1/1981 | 5 | Texas Tech | Oklahoma City, Okla. |
| RUNNING BACK (6) | | | | | | | | |
| 38 | Eckel, Kyle | FB | 5-11 | 237 | 12/30/1981 | 2 | Navy | Haverford, Pa. |
| 44 | Evans, Heath | RB | 6-0 | 250 | 12/30/1978 | 8 | Auburn | West Palm Beach, Fla. |
| 33 | Faulk, Kevin | RB | 5-8 | 202 | 6/5/1976 | 10 | Louisiana State | Carencro, La. |
| 32 | Jordan, LaMont | RB | 5-10 | 230 | 11/11/1978 | 8 | Maryland | Suitland, Md. |
| 39 | Maroney, Laurence | RB | 5-11 | 220 | 2/5/1985 | 3 | Minnesota | St. Louis, Mo. |
| 34 | Morris, Sammy | RB | 6-0 | 220 | 3/23/1977 | 9 | Texas Tech | San Antonio, Texas |
| TIGHT END (2) | | | | | | | | |
| 86 | Thomas, David | TE | 6-3 | 248 | 7/5/1983 | 3 | Texas | Wolfforth, Texas |
| 84 | Watson, Benjamin | TE | 6-3 | 255 | 12/18/1980 | 5 | Georgia | Rock Hill, S.C. |
| SPECIALISTS (3) | | | | | | | | |
| # | NAME | POS | HT | WT | BORN | YR | COLLEGE | H.S. HOMETOWN |
| SPECIALISTS (3) | | | | | | | | |
| 3 | Gostkowski, Stephen | K | 6-1 | 210 | 1/28/1984 | 3 | Memphis | Madison, Miss. |
| 6 | Hanson, Chris | P | 6-2 | 202 | 10/25/1976 | 10 | Marshall | Sharpsburg, Ga. |
| 66 | Paxton, Lonie | LS | 6-2 | 260 | 3/13/1978 | 9 | Sacramento State | Corona, Calif. |
| RESERVE/PUP (1) | | | | | | | | |
| # | NAME | POS | HT | WT | BORN | YR | COLLEGE | H.S. HOMETOWN |
| RESERVE/PUP (1) | | | | | | | | |
| 61 | Neal, Stephen | G | 6-4 | 305 | 10/9/1976 | 7 | Cal State-Bakersfield | San Diego, Calif. |
| RESERVE/NFI (1) | | | | | | | | |
| # | NAME | POS | HT | WT | BORN | YR | COLLEGE | H.S. HOMETOWN |
| RESERVE/NFI (1) | | | | | | | | |
| 76 | Ross, Oliver | T | 6-4 | 327 | 9/27/1974 | 11 | Iowa State | Los Angeles, Calif. |
| RESERVE/INJURED (6) | | | | | | | | |
| # | NAME | POS | HT | WT | BORN | YR | COLLEGE | H.S. HOMETOWN |
| RESERVE/INJURED (6) | | | | | | | | |
| 12 | Brady, Tom | QB | 6-4 | 225 | 8/3/1977 | 9 | Michigan | San Mateo, Calif. |
| 68 | O'Callaghan, Ryan | T | 6-7 | 330 | 7/19/1983 | 3 | California | Redding, Calif. |
| 91 | Ruud, Bo | LB | 6-3 | 235 | 9/2/1984 | R | Nebraska | Lincoln, Neb. |
| 95 | Smith, Kenny | DL | 6-4 | 303 | 9/8/1977 | 6 | Alabama | Meridian, Miss. |
| 75 | Stokes, Barry | OL | 6-4 | 310 | 12/20/1973 | 11 | Eastern Michigan | Flint, Mich. |
| 26 | Williams, Tank | S | 6-2 | 223 | 6/30/1980 | 7 | Stanford | Bay St. Louis, Miss. |



HOW THE PATRIOTS WERE BUILT

UPDATED: September 15, 2008

| <u>YEAR</u> | <u>DRAFTEES (25)</u> | <u>VETERAN FREE AGENTS (16)</u> | <u>WAIVERS (1) / TRADES (2)</u> | <u>ROOKIE AND FIRST-YEAR FREE AGENTS (9)</u> |
|-------------|--|---|---|---|
| 1996 | Tedy Bruschi (3) | | | |
| 1997 | | | | |
| 1998 | | | | |
| 1999 | Kevin Faulk (2) | | | |
| 2000 | | | | Lonie Paxton (fa) |
| 2001 | Richard Seymour (1) Matt Light (2) | Larry Izzo (fa)(MIA) Mike Vrabel (3)(PIT) | | |
| 2002 | Jarvis Green (4b) | | | Russ Hochstein (5)(TB) |
| 2003 | Ty Warren (1) Dan Koppen (5) | Rodney Harrison (5)(SD) | | |
| 2004 | Vince Wilfork (1a) Benjamin Watson (1b) | Billy Yates (fa)(MIA) | | Eric Alexander (fa) |
| 2005 | Logan Mankins (1) Ellis Hobbs III (3a) Nick Kaczur (3b) James Sanders (4) Matt Cassel (7a) | Heath Evans (3)(MIA) | | Wesley Britt (5)(SD) |
| 2006 | Laurence Maroney (1) David Thomas (3) Stephen Gostkowski (4b) Le Kevin Smith (6c) | Jabar Gaffney (2)(PHI) | | Pierre Woods (fa) Mike Wright (fa) |
| 2007 | Brandon Meriweather (1) | Chris Hanson (fa)(NO) Adalius Thomas (6)(BAL) Ray Ventrone (fa)(NYJ) Kelley Washington (3)(CIN) Sammy Morris (5)(MIA) | Randy Moss (1)(tr-OAK) Wes Welker (fa)(tr-MIA) | Kyle Eckel (fa)(MIA) Matt Gutierrez (fa) |
| 2008 | Jerod Mayo (1) Terrence Wheatley (2) Shawn Crable (3a) Kevin O'Connell (3b) Jonathan Wilhite (4) Matthew Slater (5) | Sam Aiken (4)(BUF) Dan Connolly (fa)(JAX) LaMont Jordan (2)(OAK) Deltha O'Neal (1)(CIN) Lewis Sanders (4)(ATL) | Mark LeVoir (fa)(cw-STL) RESERVE/PUP (1) Stephen Neal (fa)(FA-01) RESERVE/NFI (1) Oliver Ross (5)(ARZ)(FA-08) | Gary Guyton (fa) RESERVE/INJURED (6) Tom Brady (6b)(D6b-00) Ryan O'Callaghan (5)(D5-06) Bo Ruud (6)(D6-08) Kenny Smith (3)(TB)(FA-08) Barry Stokes (fa)(DET)(FA-08) Tank Williams (2)(MIN)(FA-08) |

NOTE: Team in parenthesis is the player's last team prior to joining the Patriots
 (#) – indicates round drafted
 (fa) – indicates non-drafted free agents



UNOFFICIAL DEPTH CHART

Unofficial depth chart compiled by Patriots media relations, Sept. 15, 2008

OFFENSE

| | | | |
|------------|---------------------|--------------------------|---------------------------------------|
| WR: | 83 Wes Welker | 88 Sam Aiken | <u>18 Matthew Slater</u> |
| LT: | 72 Matt Light | 64 Mark LeVoi | |
| LG: | 70 Logan Mankins | | |
| C: | 67 Dan Koppen | 63 Dan Connolly | |
| RG: | 74 Billy Yates | 71 Russ Hochstein | |
| RT: | 77 Nick Kaczur | 65 Wesley Britt | |
| TE: | 84 Benjamin Watson | 86 David Thomas | |
| WR: | 81 Randy Moss | 10 Jabar Gaffney | 15 Kelley Washington |
| QB: | 16 Matt Cassel | <u>5 Kevin O'Connell</u> | 7 Matt Gutierrez |
| RB: | 39 Laurence Maroney | 33 Kevin Faulk | 34 Sammy Morris 32 LaMont Jordan |
| FB: | 44 Heath Evans | 38 Kyle Eckel | |

DEFENSE

| | | | |
|-------------|----------------------|-----------------------------|----------------------------|
| LE: | 94 Ty Warren | 99 Mike Wright | |
| NT: | 75 Vince Wilfork | 90 Le Kevin Smith | |
| RE: | 93 Richard Seymour | 97 Jarvis Green | |
| OLB: | 50 Mike Vrabel | 58 Pierre Woods | |
| ILB: | <u>51 Jerod Mayo</u> | 52 Eric Alexander | |
| ILB: | 54 Tedy Bruschi | <u>59 Gary Guyton</u> | 53 Larry Izzo |
| OLB: | 96 Adalius Thomas | <u>98 Shawn Crable</u> | |
| LCB: | 21 Deltha O'Neal | 29 Lewis Sanders | <u>24 Jonathan Wilhite</u> |
| RCB: | 27 Ellis Hobbs | <u>22 Terrence Wheatley</u> | |
| SS: | 37 Rodney Harrison | 31 Brandon Meriweather | |
| FS: | 36 James Sanders | 41 Ray Ventrone | |

SPECIAL TEAMS

| | | |
|------------|----------------------|--------------------------|
| K: | 3 Stephen Gostkowski | 6 Chris Hanson |
| P: | 6 Chris Hanson | 3 Stephen Gostkowski |
| H: | 6 Chris Hanson | 16 Matt Cassel |
| PR: | 33 Kevin Faulk | 83 Wes Welker |
| KR: | 27 Ellis Hobbs | <u>18 Matthew Slater</u> |
| LS: | 66 Lonie Paxton | 71 Russ Hochstein |

PRONUNCIATION GUIDE

| | | | |
|--------------------|-------------|----------------|-------------|
| Tedy Bruschi | BREW-ski | Mark LeVoi | le-VORE |
| Matt Cassel | CASTLE | Jerod Mayo | je-ROD |
| Stephen Gostkowski | gust-OW-ski | Deltha O'Neal | DELL-thuh |
| Russ Hochstein | HOKE-stine | Le Kevin Smith | Lee-KEE-vin |
| Nick Kaczur | KÄ-zur | Adalius Thomas | ah-DAY-lus |
| Dan Koppen | COPE-en | | |



2008 TRANSACTIONS

UPDATED: September 15, 2008

For transactions prior to March 2008, please see p.226 of the Patriots' 2008 Media Guide

MARCH, 2008

| | | |
|-----------|------------------|---|
| 3/3/2008 | Aiken, Sam | Signed as Unrestricted Free Agent (BUF) |
| 3/3/2008 | Moss, Randy | Re-Signed |
| 3/4/2008 | Webster, Jason | Signed as Unrestricted Free Agent (BUF) |
| 3/5/2008 | Gaffney, Jabar | Re-Signed |
| 3/6/2008 | Sanders, Lewis | Signed as Veteran Free Agent |
| 3/6/2008 | Williams, Tank | Signed as Unrestricted Free Agent (MIN) |
| 3/11/2008 | Ventrone, Ray | Re-Signed |
| 3/14/2008 | Wright, Mike | Re-Signed |
| 3/20/2008 | Bryant, Fernando | Signed as Veteran Free Agent |
| 3/25/2008 | Britt, Wesley | Re-Signed |
| 3/25/2008 | Woods, Pierre | Re-Signed |

APRIL, 2008

| | | |
|-----------|--------------------|---|
| 4/7/2008 | Hobson, Victor | Signed as Unrestricted Free Agent (NYJ) |
| 4/23/2008 | Player, Scott | Signed as Veteran Free Agent |
| 4/23/2008 | Pollard, Marcus | Signed as Unrestricted Free Agent (SEA) |
| 4/23/2008 | Smith, Kenny | Signed as Veteran Free Agent |
| 4/26/2008 | Mayo, Jerod | Drafted |
| 4/26/2008 | Wheatley, Terrence | Drafted |
| 4/26/2008 | Crable, Shawn | Drafted |
| 4/27/2008 | O'Connell, Kevin | Drafted |
| 4/27/2008 | Wilhite, Jonathan | Drafted |
| 4/27/2008 | Slater, Matthew | Drafted |
| 4/27/2008 | Ruud, Bo | Drafted |
| 4/29/2008 | Mixon, Tim | Waived |
| 4/29/2008 | Slaughter, T.J. | Waived |

MAY, 2008

| | | |
|-----------|------------------------|---------------------------------|
| 5/2/2008 | Coffman, Josh | Signed as Rookie Free Agent |
| 5/2/2008 | Dillard, Mark | Signed as Rookie Free Agent |
| 5/2/2008 | Feliciano, Carlos | Signed as Rookie Free Agent |
| 5/2/2008 | Green-Ellis, BenJarvus | Signed as Rookie Free Agent |
| 5/2/2008 | Guyton, Gary | Signed as Rookie Free Agent |
| 5/2/2008 | Norwell, Chris | Signed as Rookie Free Agent |
| 5/2/2008 | Redd, Vince | Signed as Rookie Free Agent |
| 5/2/2008 | Smith, Henry | Signed as Rookie Free Agent |
| 5/2/2008 | Stupar, Jonathan | Signed as Rookie Free Agent |
| 5/2/2008 | Tyler, Casey | Signed as Rookie Free Agent |
| 5/2/2008 | Wendell, Ryan | Signed as Rookie Free Agent |
| 5/5/2008 | Fifita, Steve | Signed as Veteran Free Agent |
| 5/5/2008 | DeVree, Tyson | Signed as Rookie Free Agent |
| 5/5/2008 | Dragosavich, Mike | Signed as Rookie Free Agent |
| 5/5/2008 | Coffman, Josh | Waived |
| 5/5/2008 | Feliciano, Carlos | Waived |
| 5/13/2008 | Ortiz, Robert | Signed as First-Year Free Agent |

JUNE, 2008

| | | |
|-----------|-------------------|------------------------------|
| 6/2/2008 | Ross, Oliver | Signed as Veteran Free Agent |
| 6/5/2008 | Dragosavich, Mike | Waived |
| 6/6/2008 | Mruczkowski, Gene | Signed as Veteran Free Agent |
| 6/11/2008 | Alexander, Eric | Re-Signed |
| 6/11/2008 | DeVree, Tyson | Waived |
| 6/11/2008 | Smith, Henry | Waived |
| 6/11/2008 | Tyler, Casey | Waived |
| 6/12/2008 | Player, Scott | Released |
| 6/14/2008 | Slater, Matthew | Signed/Draft Choice |

JULY, 2008

| | | |
|-----------|--------------------|---------------------------------|
| 7/1/2008 | Andrews, Willie | Released |
| 7/1/2008 | Ruud, Bo | Signed/Draft Choice |
| 7/17/2008 | Wilhite, Jonathan | Signed/Draft Choice |
| 7/21/2008 | Crable, Shawn | Signed/Draft Choice |
| 7/21/2008 | O'Connell, Kevin | Signed/Draft Choice |
| 7/21/2008 | Clement, Anthony | Signed as Veteran Free Agent |
| 7/21/2008 | Dunlap, Chris | Signed as First-Year Free Agent |
| 7/22/2008 | Bauta, Lavdrim | Signed as Rookie Free Agent |
| 7/22/2008 | Wheatley, Terrence | Signed/Draft Choice |
| 7/24/2008 | Mayo, Jerod | Signed/Draft Choice |
| 7/24/2008 | Adams, Titus | Signed as First-Year Free Agent |
| 7/24/2008 | Bauta, Lavdrim | Released |
| 7/26/2008 | Jordan, LaMont | Signed as Veteran Free Agent |
| 7/26/2008 | Bauta, Lavdrim | Re-Signed |
| 7/26/2008 | Mruczkowski, Gene | Retired |
| 7/26/2008 | Ortiz, Robert | Released |
| 7/27/2008 | Bauta, Lavdrim | Released |
| 7/27/2008 | McMahon, Pete | Signed as First-Year Free Agent |

AUGUST, 2008

| | | |
|-----------|------------------------|--------------------------------------|
| 8/2/2008 | Stokes, Barry | Signed as Veteran Free Agent |
| 8/2/2008 | Clement, Anthony | Placed on Reserve/Injured (Knee) |
| 8/4/2008 | Welbourn, John | Signed as Veteran Free Agent |
| 8/4/2008 | Norwell, Chris | Released |
| 8/9/2008 | Shoate, Jeff | Signed as Veteran Free Agent |
| 8/9/2008 | Williams, Tank | Placed on Reserve/Injured (Knee) |
| 8/13/2008 | Jimoh, Ade | Signed as Veteran Free Agent |
| 8/13/2008 | McMahon, Pete | Released |
| 8/14/2008 | Sene, Stephen | Signed as First-Year Free Agent |
| 8/14/2008 | Dunlap, Chris | Released |
| 8/15/2008 | Lynch, John | Signed as Veteran Free Agent |
| 8/15/2008 | Stokes, Barry | Placed on Reserve/Injured (Back) |
| 8/19/2008 | DeVree, Tyson | Signed as Rookie Free Agent |
| 8/19/2008 | Pollard, Marcus | Released |
| 8/21/2008 | Flynn, Mike | Signed |
| 8/21/2008 | Jimoh, Ade | Released |
| 8/26/2008 | Neal, Stephen | Placed on Reserve/PUP (Shoulder) |
| 8/26/2008 | O'Callaghan, Ryan | Placed on Reserve/Injured (Shoulder) |
| 8/26/2008 | Eckel, Kyle | Released |
| 8/26/2008 | Webster, Jason | Released |
| 8/26/2008 | Wendell, Ryan | Released |
| 8/29/2008 | Fifita, Steve | Released |
| 8/29/2008 | Martin, Jimmy | Released |
| 8/29/2008 | Shoate, Jeff | Released |
| 8/29/2008 | Stupar, Jonathan | Released |
| 8/30/2008 | Ross, Oliver | Placed on Reserve/NFI (Shoulder) |
| 8/30/2008 | Ruud, Bo | Placed on Reserve/Injured (Ankle) |
| 8/30/2008 | Smith, Kenny | Placed on Reserve/Injured (Arm) |
| 8/30/2008 | Adams, Titus | Released |
| 8/30/2008 | Bryant, Fernando | Released |
| 8/30/2008 | DeVree, Tyson | Released |
| 8/30/2008 | Dillard, Mark | Released |
| 8/30/2008 | Flynn, Mike | Released |
| 8/30/2008 | Green-Ellis, BenJarvus | Released |
| 8/30/2008 | Gutierrez, Matt | Released |
| 8/30/2008 | Hobson, Victor | Released |
| 8/30/2008 | Redd, Vince | Released |
| 8/30/2008 | Richardson, Mike | Released |
| 8/30/2008 | Sene, Stephen | Released |
| 8/30/2008 | Spann, Antwain | Released |
| 8/30/2008 | Thomas, Antonio | Released |
| 8/30/2008 | Welbourn, John | Released |
| 8/31/2008 | Adams, Titus | Signed to Practice Squad |
| 8/31/2008 | Dillard, Mark | Signed to Practice Squad |
| 8/31/2008 | Green-Ellis, BenJarvus | Signed to Practice Squad |
| 8/31/2008 | Redd, Vince | Signed to Practice Squad |
| 8/31/2008 | Richardson, Mike | Signed to Practice Squad |
| 8/31/2008 | Spann, Antwain | Signed to Practice Squad |
| 8/31/2008 | Jackson, Chad | Released |
| 8/31/2008 | Lynch, John | Released |

SEPTEMBER, 2008

| | | |
|-----------|-----------------|----------------------------------|
| 9/1/2008 | O'Neal, Deltha | Signed as Veteran Free Agent |
| 9/1/2008 | LeVoi, Mark | Claimed off Waivers (STL) |
| 9/1/2008 | Pociask, Jason | Claimed off Waivers (NYJ) |
| 9/1/2008 | Spach, Stephen | Released |
| 9/1/2008 | Bender, Jacob | Signed to Practice Squad |
| 9/1/2008 | DeVree, Tyson | Signed to Practice Squad |
| 9/4/2008 | Spach, Stephen | Re-Signed |
| 9/4/2008 | Pociask, Jason | Released |
| 9/4/2008 | Hodges, Reggie | Signed to Practice Squad |
| 9/4/2008 | DeVree, Tyson | Released from Practice Squad |
| 9/7/2008 | Hodges, Reggie | Released from Practice Squad |
| 9/9/2008 | Brady, Tom | Placed on Reserve/Injured (Knee) |
| 9/10/2008 | Gutierrez, Matt | Signed to Practice Squad |
| 9/10/2008 | Malone, Tom | Signed to Practice Squad |
| 9/10/2008 | Dillard, Mark | Released from Practice Squad |
| 9/13/2008 | Gutierrez, Matt | Signed to Active Roster |
| 9/13/2008 | Jones, C.J. | Released |
| 9/15/2008 | Eckel, Kyle | Signed |
| 9/15/2008 | Spach, Stephen | Released |
| 9/15/2008 | Dillard, Mark | Signed to Practice Squad |
| 9/15/2008 | Malone, Tom | Released from Practice Squad |